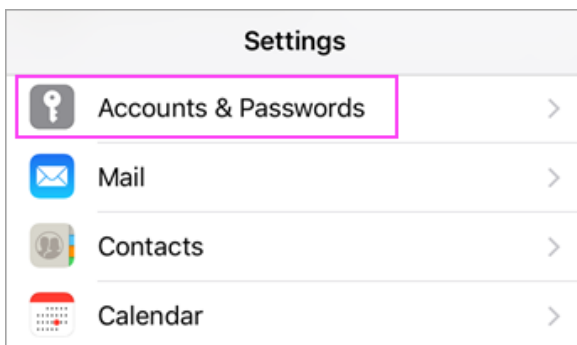
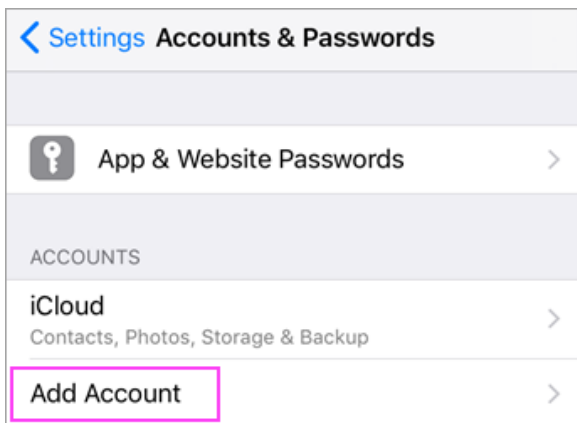


Set up UAEU email in the iOS Mail app

1


Go to your iPhone or iPad's **Settings** > scroll down and tap **Accounts & Passwords** > **Add Account**.

Note: If you're on iOS 10, go to **Mail** > **Accounts** > **Add Account**.



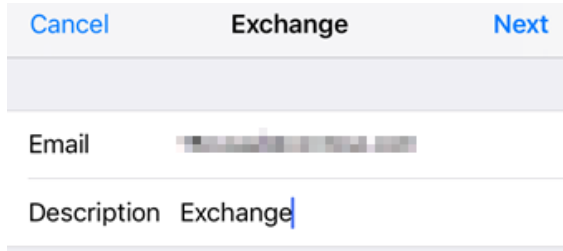
2

Select **Exchange**

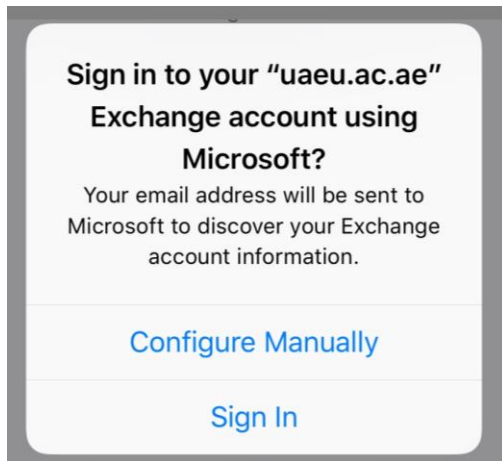


3

Enter your UAEU email address and a description of your account. Tap **Next**.



Tap **Sign In**.



Note: Tap **Configure manually** if you need to enter server settings as following:

Password	Your email account password
Server	outlook.office365.com
Domain	Leave this field blank
Username	Enter your full email address(for example, john@uae.ac.ae)

4

Enter the password associated with your email account. Tap **Sign in** or **Next**.



Sign in with your organizational account

someone@example.com

Password

Sign in

To change your password. Click [here](#) or contact helpdesk.

5

Choose the services you want to sync with your iOS device and tap **Save**. You're done!

