

ENROLLMENT DATA (2022-2023)

The following shows the enrollment data of the College of Education initial-licensure level programs: Early Childhood Education (ECE), Special Education (SPED), and Health & Physical Education (HPE).

A. Program Enrollment Trend from 2018 to 2023

An increasing overall enrollment trend is observed from Fall 2018 to Fall 2023 in the initial licensure-level programs of the EPP. A 3% average increase per term in the last three years was observed. The average enrollment in the initial-licensure level programs is as follows - 224 in ECE, 1140 in SPED, and 47 in HPE.

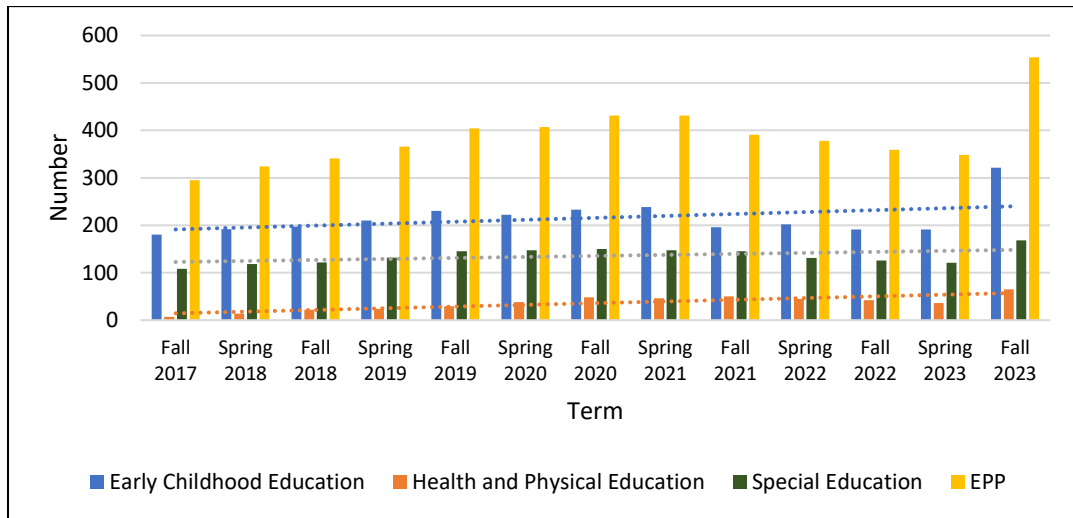


Figure 1 Fall 2018 to Fall 2023 enrollment trend

B. Fall 2022- Spring 2023 Enrollment by Gender

During Fall 2022 and Spring 2023, there were more females enrolled in the ECE, SPED, and HPE programs.

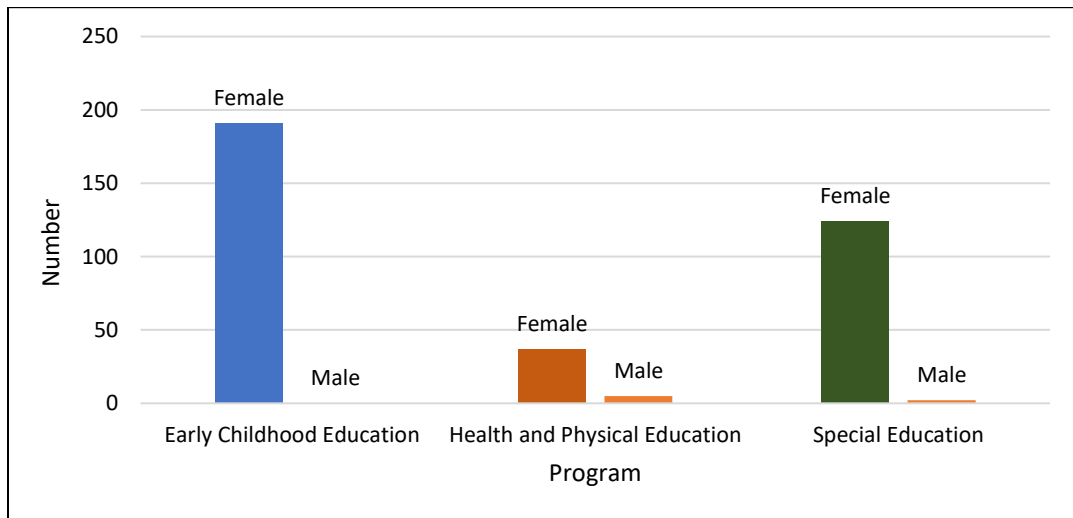


Figure 2 Fall 2022 enrollment by gender in the ECE, SPED, and HPE programs

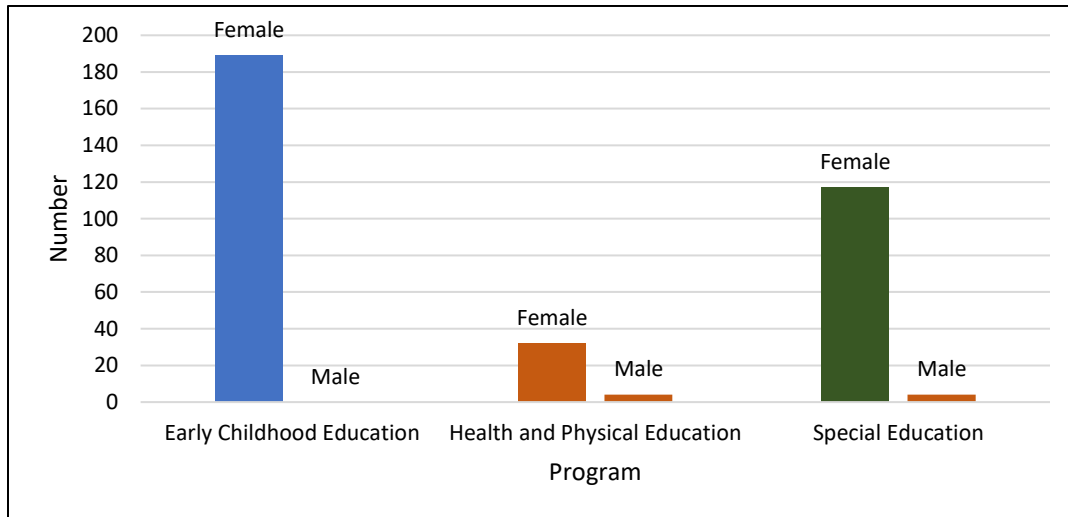


Figure 3 Spring 2023 enrollment by gender in the ECE, SPED, and HPE programs

C. Fall 2022- Spring 2023 Enrollment by Nationality

During Fall 2022 and Spring 2023, majority of the admitted and enrolled students in the ECE, SPED, & HPE programs are Emiratis. It is important to mention that UAEU is committed towards promoting the enrolment of students from diverse cultural backgrounds. In view of this, the Admission Office of the university participates in educational fairs organized across the country and abroad as a way of attracting students from other nationalities to pursue degree programmes in the university. The EPP implemented its recruitment program targeting high school students to enroll in the EPP’s initial licence-level programs. The EPP conducted the College Open Day, High School Exhibitions, Schools Site Visits.

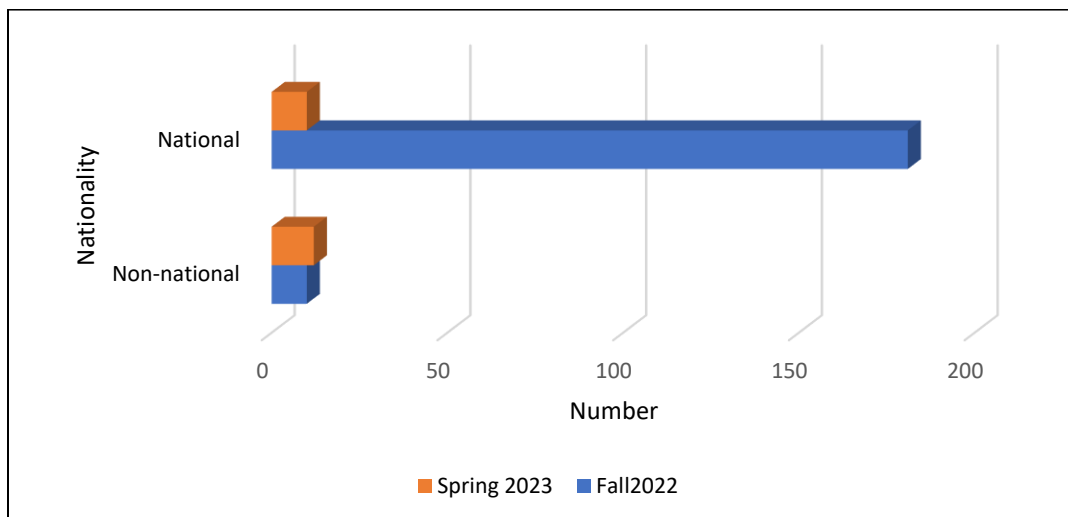


Figure 4 Fall 2022- Spring 2023 enrollment by nationality in the ECE program

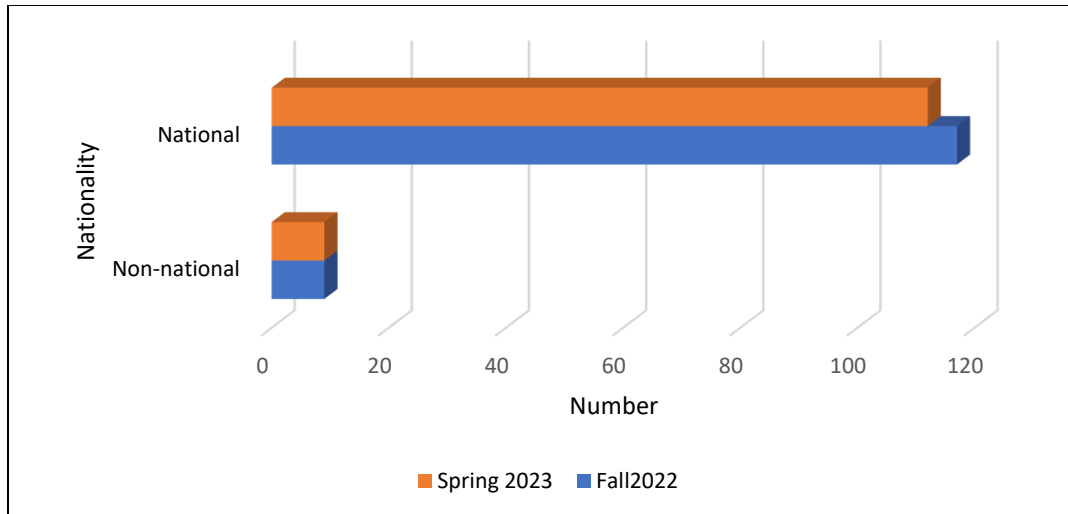


Figure 5 Fall 2022- Spring 2023 enrollment by nationality in the SPED program

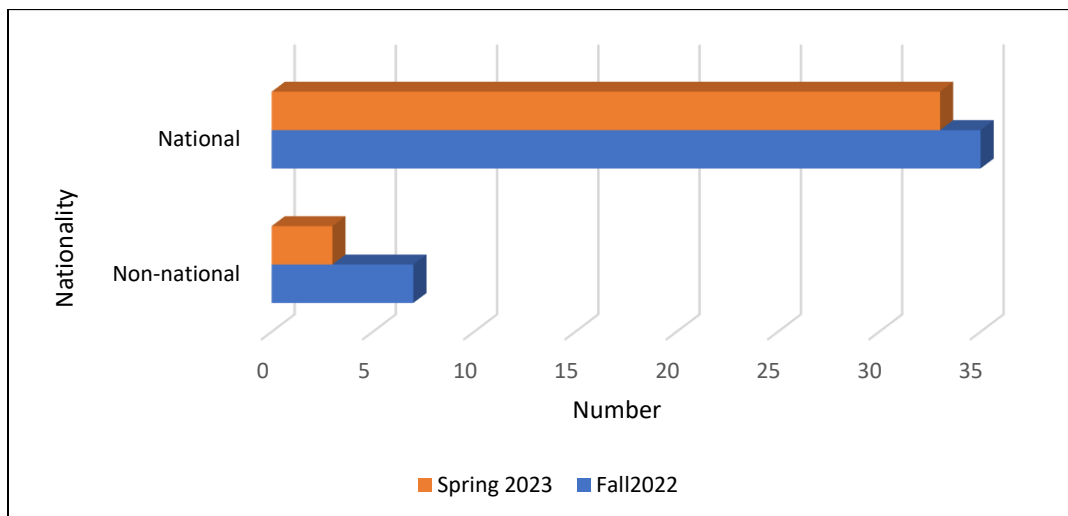


Figure 6 Fall 2022- Spring 2023 enrollment by nationality in the HPE program

D. Fall 2022- Spring 2023 Enrollment by Emirates

Most of the students enrolled in the ECE, SPED, and HPE programs are residents of the Abu Dhabi Emirates followed by students from Ras Al-Khaimah for ECE, Ras Al-Khaimah and Fujairah for SPED and HPE.

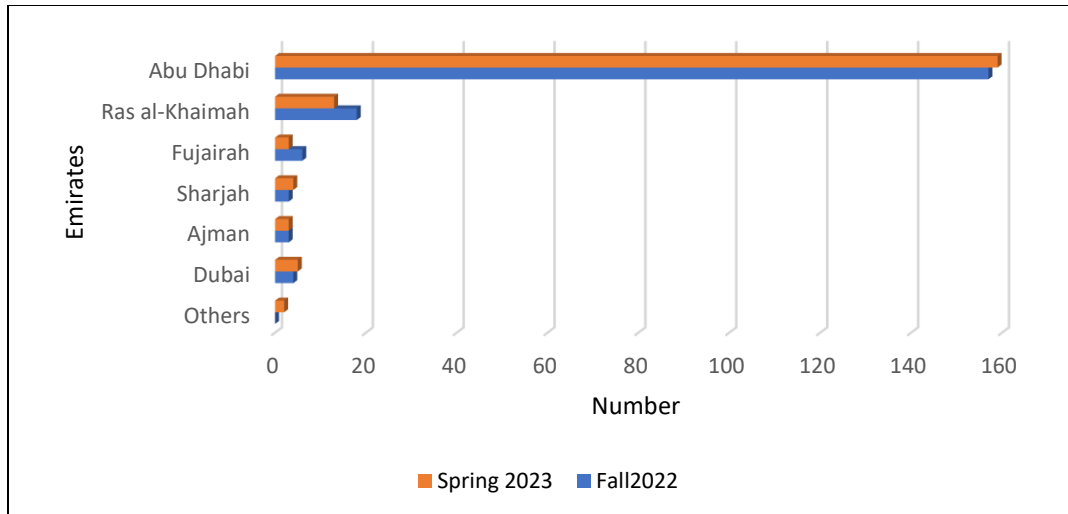


Figure 7 Fall 2022- Spring 2023 enrollment by emirates in the ECE program

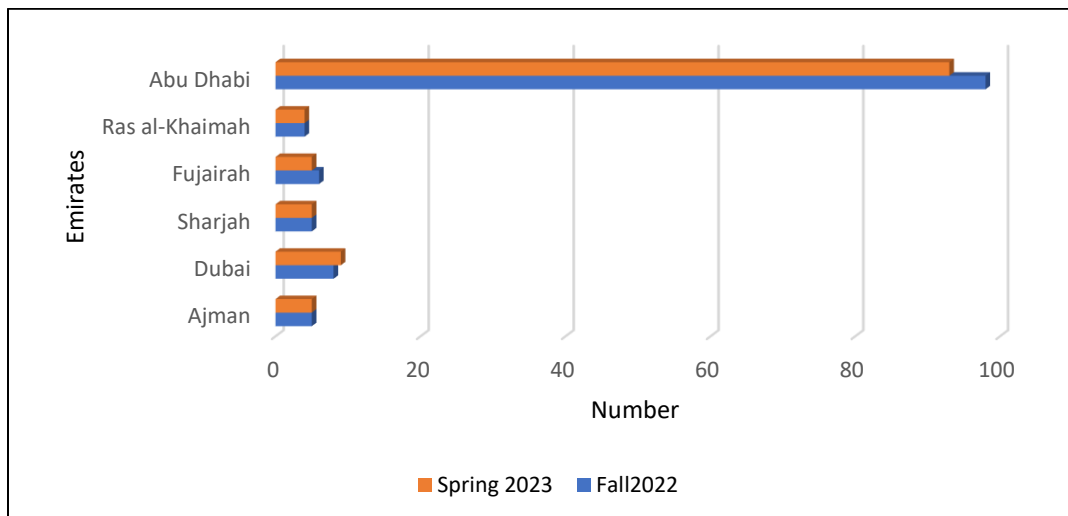


Figure 8 Fall 2022- Spring 2023 enrollment by emirates in the SPED program

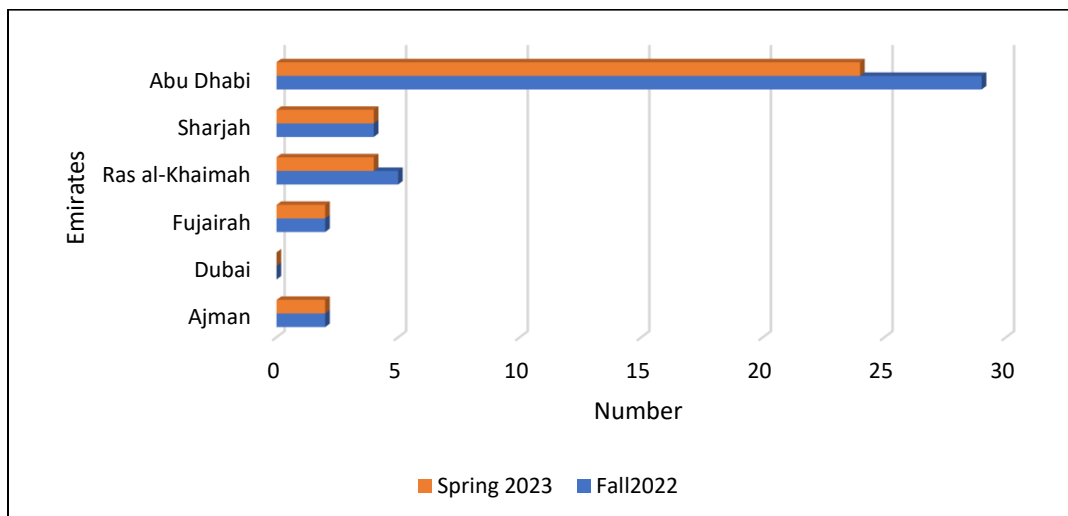


Figure 9 Fall 2022- Spring 2023 enrollment by emirates in the HPE program

E. Enrollment of Students with Determination**Table 1** *Enrollment of students with determination during Fall2021 to Spring 2023*

Program	Number of Students with Determination			
	Fall 2021	Spring 2022	Fall 2022	Spring 2023
Early Childhood Education	2	2	2	2
Special Education	3	3	3	3
Health and Physical Education	-	-	-	1