

GRADUATION DATA

The following are the graduation data of the College of Education CAEP programs –Early Childhood Education (ECE), Special Education (SPED, and Health & Physical Education (HPE).

A. Number of Completers

Table 1 shows number of completers in the last three academic years. There was an average of 115 graduates from AY 2020-2021 to AY 2022-2023.

There were 98 total completers from Fall 2022 and Spring 2023 in which 57% are completers of the ECE program, 33% are completers of the SPED program, and 10% are completers of the HPE program (see Table 1 and Figure 2).

Table 1 Number of Completers from 2020 | 2021 to 2022 | 2023*

Term Graduated	Major	n
Spring 2023	Early Childhood Education	25
	Special Education	15
	Health and Physical Education	2
Fall 2022	Early Childhood Education	31
	Special Education	17
	Health and Physical Education	8
Spring 2022	Early Childhood Education	22
	Special Education	20
	Health and Physical Education	8
Fall 2021	Early Childhood Education	45
	Special Education	18
	Health and Physical Education	8
Spring 2021	Early Childhood Education	44
	Special Education	22
	Health and Physical Education	5
Fall 2020	Early Childhood Education	27
	Special Education	21
	Health and Physical Education	6

* Data was provided by the Office of Institutional Effectiveness

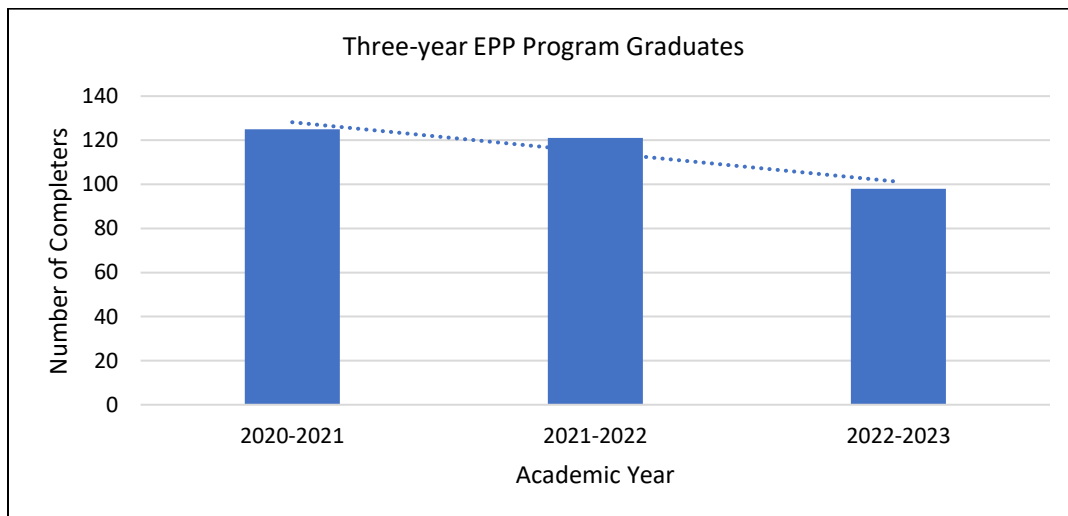


Figure 1 Number of ECE, HPE, & SPED Completers from AY2020/2021 to AY 2022-2023

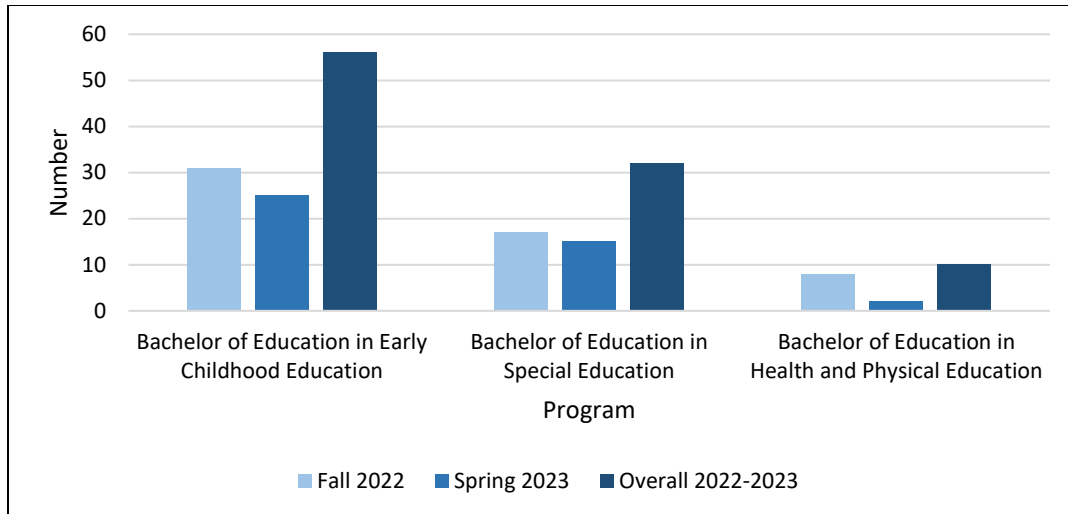


Figure 2 Number of ECE, HPE, & SPED Completers during Fall 2022 & Spring 2023

B. Graduation Rates

The following figures present the six-year graduation rates of the admitted cohorts from 2013-2014 to 2018-2019.

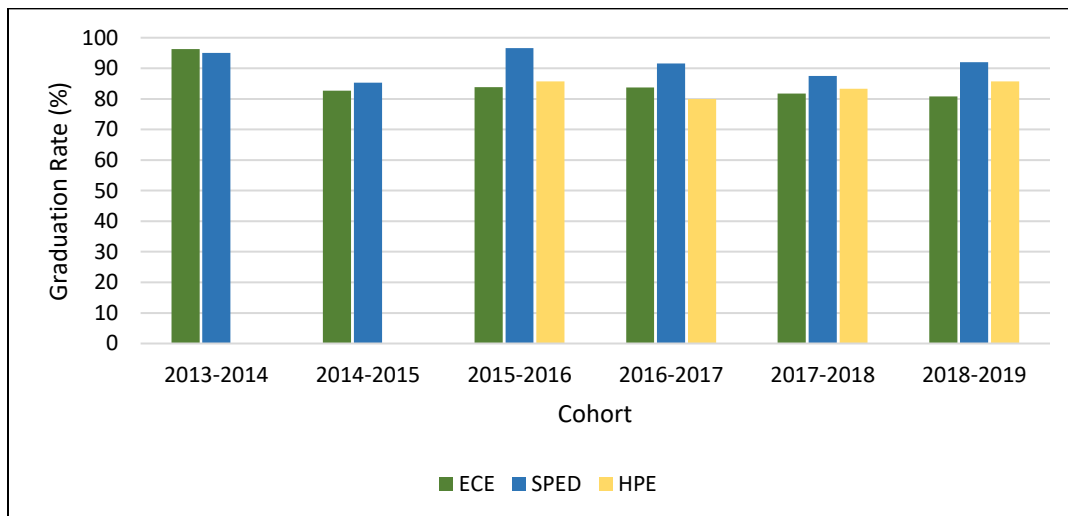


Figure 3 BS Level Six-year Graduation Rates

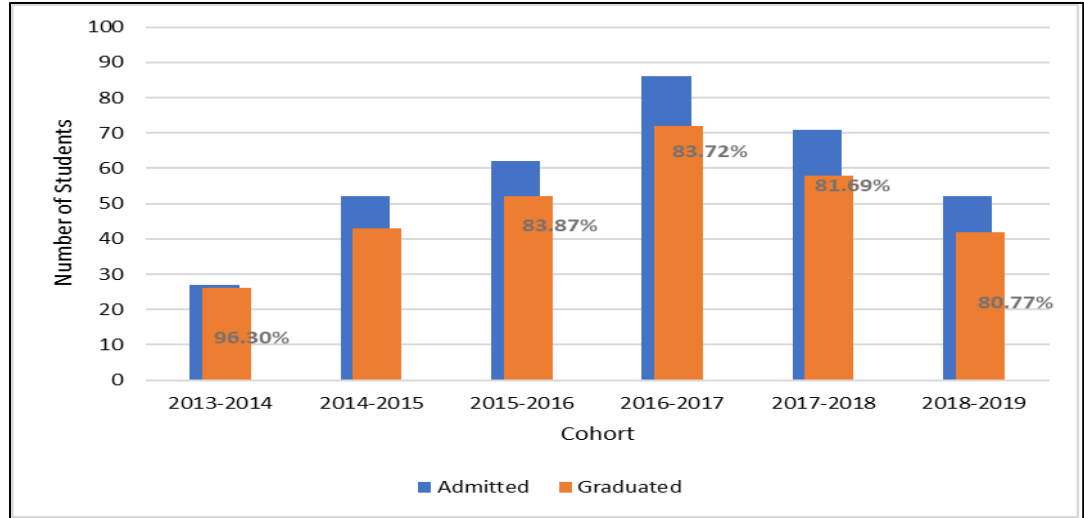


Figure 4 ECE Program Six-year Graduation Rates

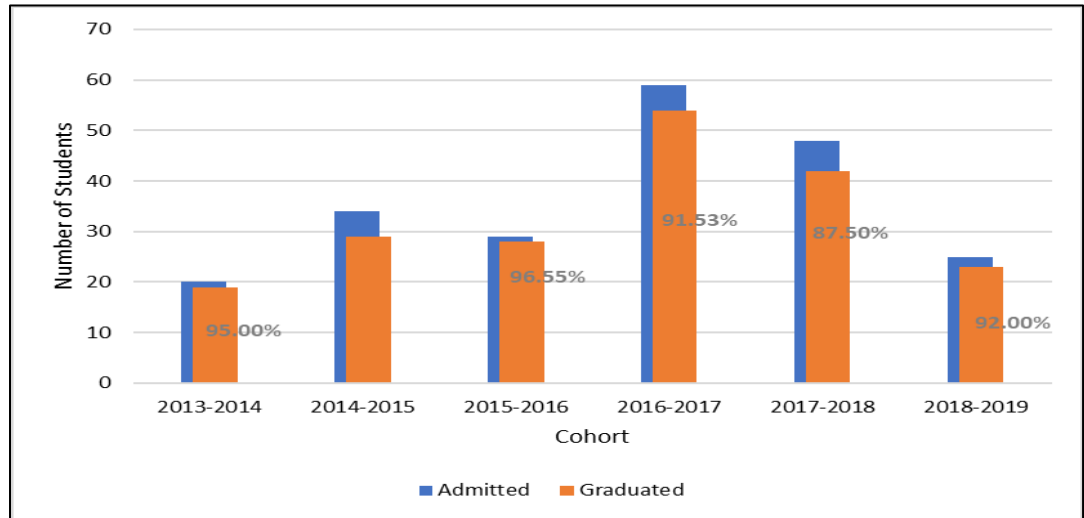


Figure 5 SPED Program Six-year Graduation Rates

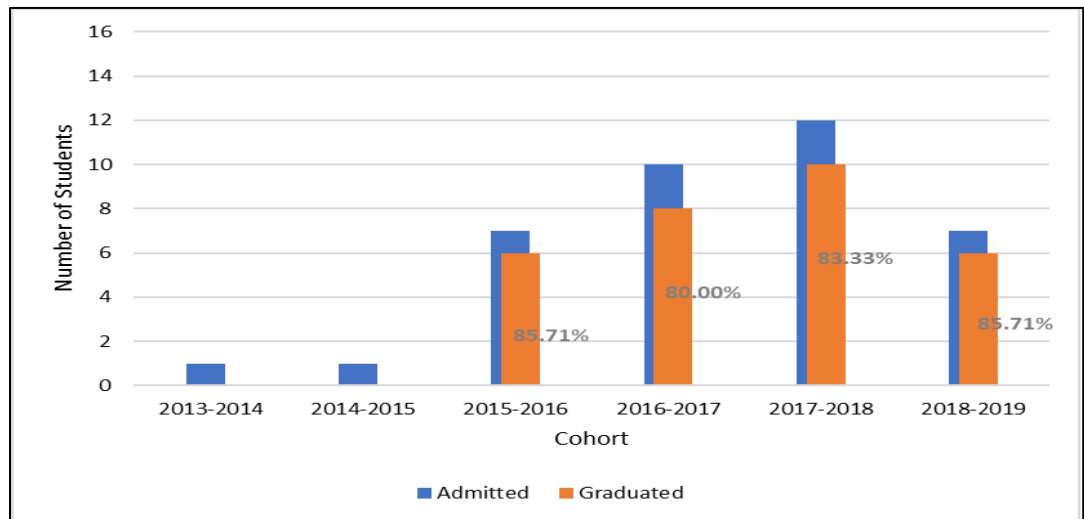


Figure 6 HPE Program Six-year Graduation Rates