

## GRADUATION DATA

The following are the graduation data of the College of Education CAEP programs –Early Childhood Education (ECE), Special Education (SPED, and Health & Physical Education (HPE).

### A. Number of Completers

Figure 1 shows an increasing trend in the EPP program graduates. There was an average of 114 graduates from AY 2019-2020 to AY 2021-2022.

There was a total of 121 graduates in Fall 2021 and Spring 2022 in which 55% are completers of the ECE program, 32% are completers of the SPED program, and 13% are completers of the HPE program (see Table 1 and Figure 2).

**Table 1**

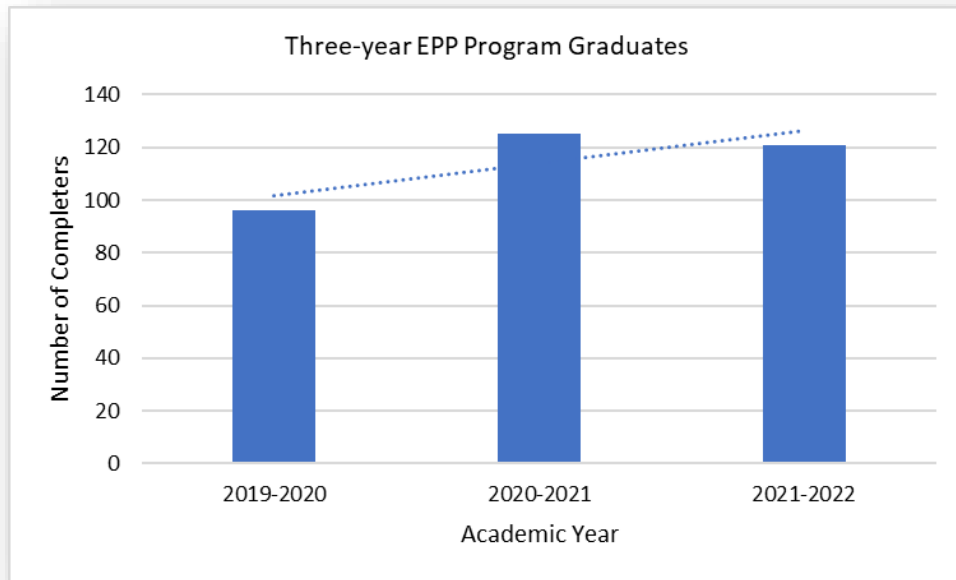
*Number of Completers from 2018 | 2019 to 2021 | 2022\**

Term Graduated	Major	n
Spring 2022	Early Childhood Education	22
	Special Education	20
	Health and Physical Education	8
Fall 2021	Early Childhood Education	45
	Special Education	18
	Health and Physical Education	8
Spring 2021	Early Childhood Education	44
	Special Education	22
	Health and Physical Education	5
Fall 2020	Early Childhood Education	27
	Special Education	21
	Health and Physical Education	6
Spring 2020	Early Childhood Education	23
	Special Education	25
	Health and Physical Education	0
Fall 2019	Early Childhood Education	32
	Special Education	16
	Health and Physical Education	0
Spring 2019	Early Childhood Education	9
	Special Education	10
	Health and Physical Education	0
Fall 2018	Early Childhood Education	13
	Special Education	14
	Health and Physical Education	0
	Health and Physical Education	0

\* Data was provided by the Office of Institutional Effectiveness

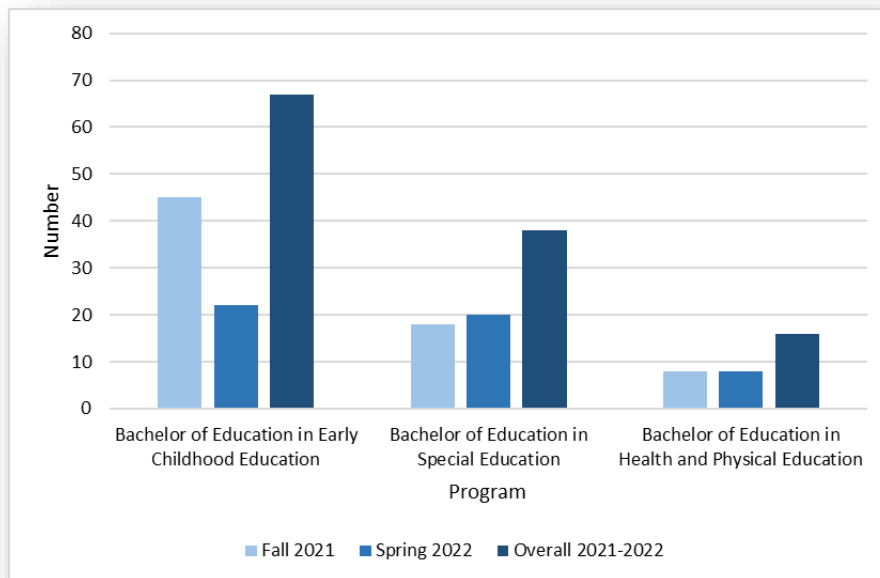
**Figure 1**

*Number of ECE, HPE, & SPED Completers during Fall 2021 & Spring 2022*



**Figure 2**

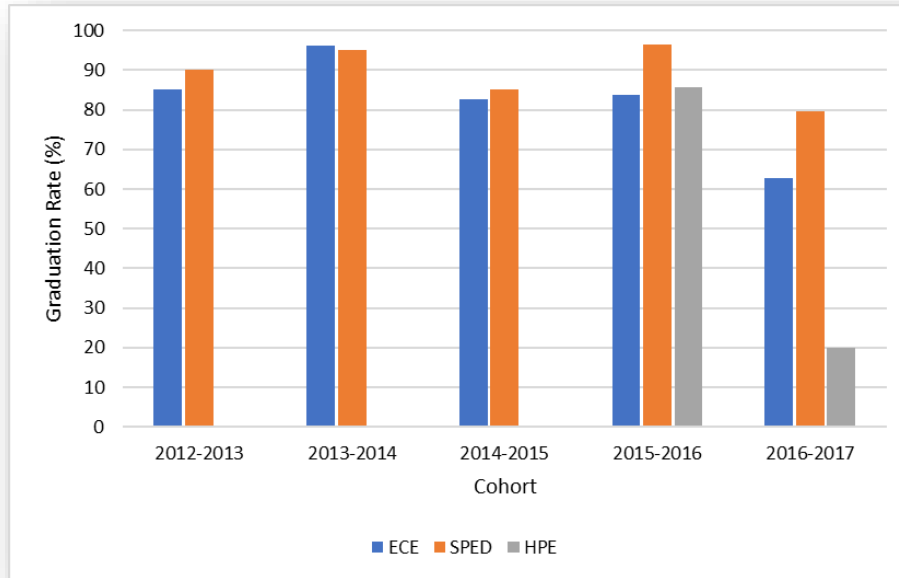
*Number of ECE, HPE, & SPED Completers during Fall 2021 & Spring 2022*



**B. Graduation Rates**

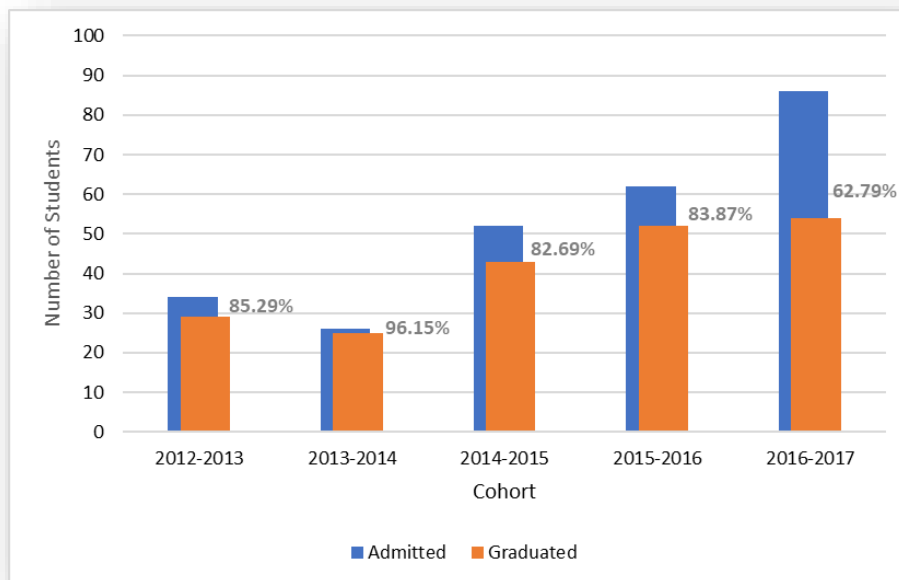
**Figure 2**

*BS Level Six-year Graduation Rates*

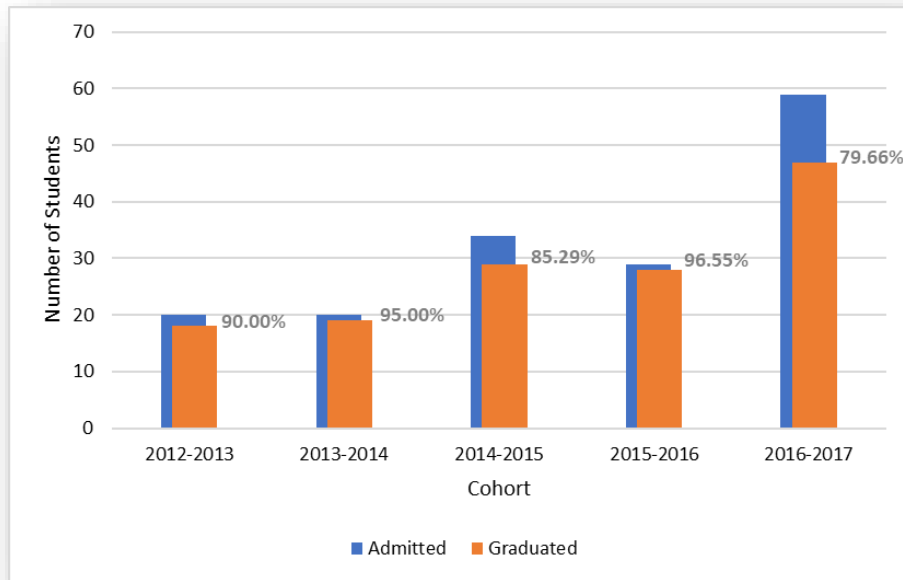


**Figure 6.3**

*ECE Program Six-year Graduation Rates<sup>3</sup>*



**Figure 4**  
*SPED Program Six-year Graduation Rates*



**Figure 4**  
*HPE Program Six-year Graduation Rates*

