

ENROLLMENT DATA (2021-2022)

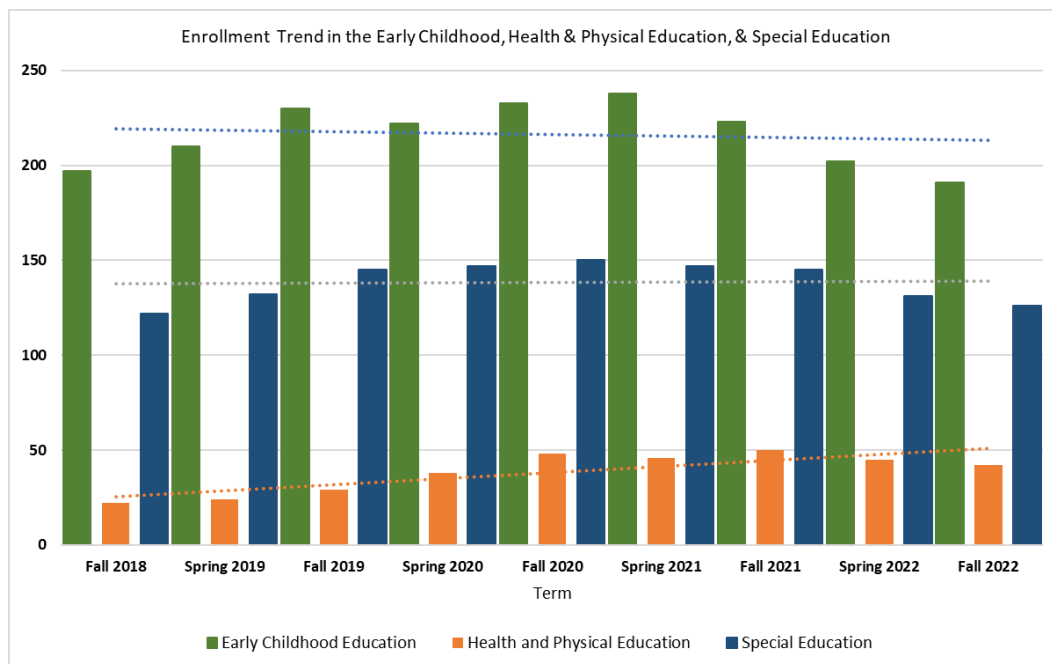
The following shows the enrollment data of the College of Education initial licensure-level programs: Early Childhood Education (ECE), Special Education (SPED), and Health & Physical Education (HPE).

A. Program Enrollment Trend from 2018 to 2022

An increasing overall enrollment trend is observed from Fall 2018 to Fall 2022 in the initial licensure-level programs of the EPP. An average of 1% increase in the last five years was observed with an average enrollment of 212 in ECE is 212, 135 in SPED, and 32 in HPE. The average enrollment from Fall 2018 to Fall 2022 in the ECE was maintained, a 1% increase rate was observed in SPED, while a 10% increase rate was observed in HPE (see Figure 1).

Figure 1

Fall 2018 to Fall 2022 enrollment trend



B. Fall 2021- Spring 2022 Enrollment by Gender

During Fall 2021 and Spring 2022, there were more females enrolled in the ECE, SPED, and HPE programs.

Figure 2

Fall 2021 enrollment by gender in the ECE, SPED, and HPE programs

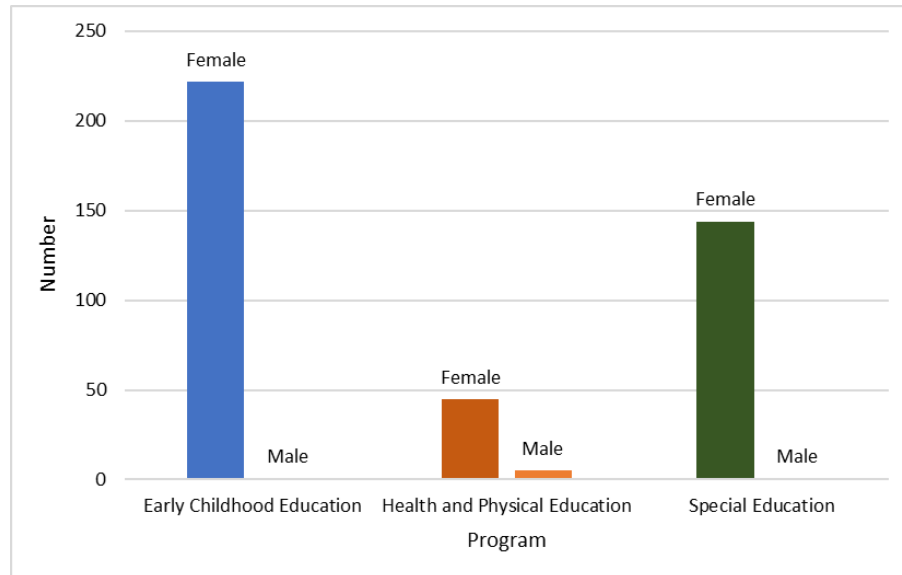
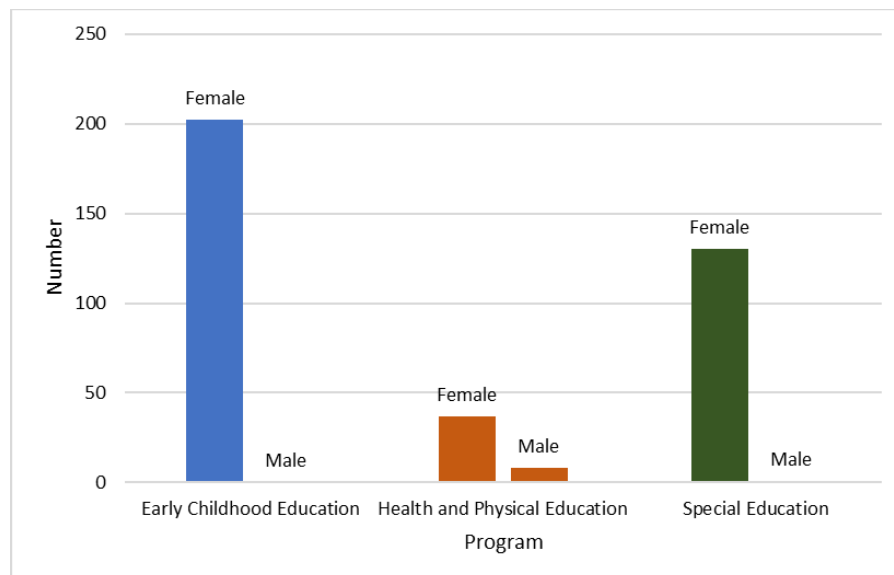


Figure 3

Spring 2022 enrollment by gender in the ECE, SPED, and HPE programs



C. Fall 2021- Spring 2022 Enrollment by Nationality

In Fall 2021 and Spring 2022, majority of the admitted and enrolled students in the ECE, SPED, & HPE programs are Emiratis. It is important to mention that UAEU is committed towards promoting the enrolment of students from diverse cultural backgrounds. In view of this, the Admission Office of the university participates in education fairs organized across the country as a way of attracting students from other nationalities to pursue degree programmes in the university. The EPP has also conducted various recruitment programs targeting high school students to enroll in the EPP’s initial lincrease-level programs. The EPP conducted the College Open Day, High School Exhibitions, Schools Visits, etc.

Figure 5

Fall 2021- Spring 2022 enrollment by nationality in the ECE program

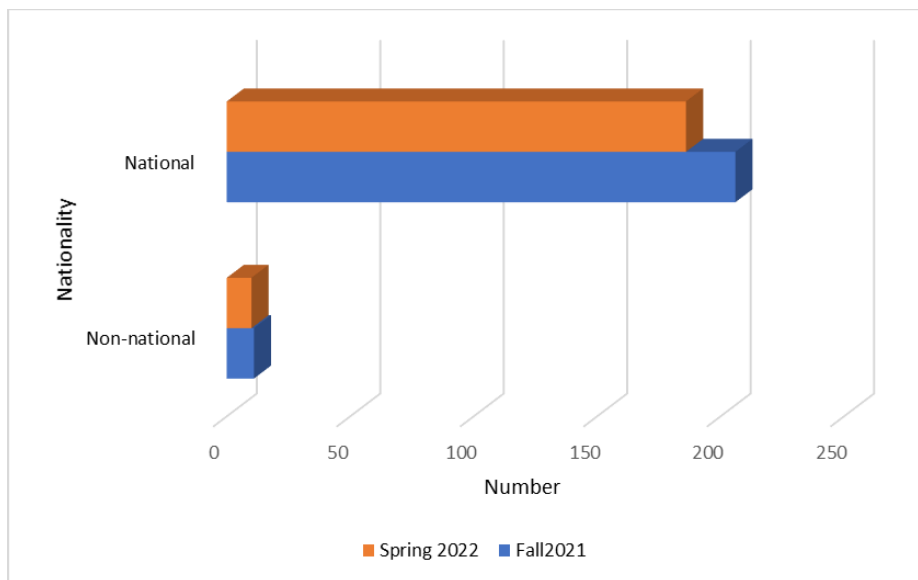


Figure 6

Fall 2021- Spring 2022 enrollment by nationality in the SPED program

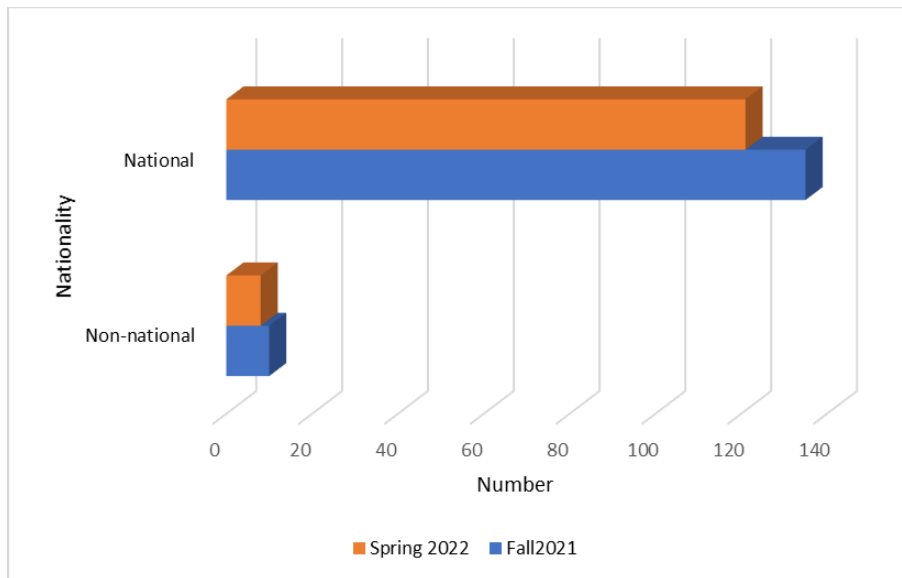
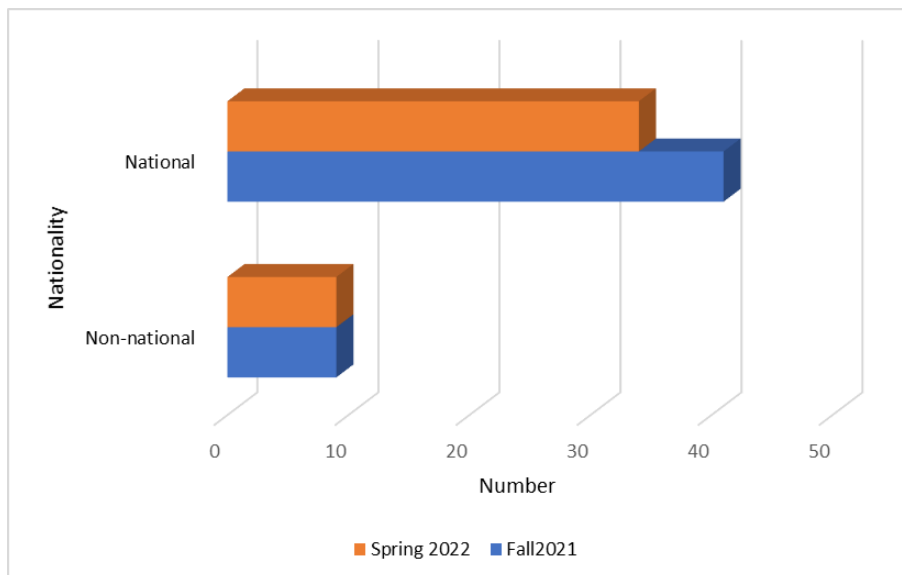


Figure 7

Fall 2021- Spring 2022 enrollment by nationality in the HPE program



D. Fall 2021- Spring 2022 Enrollment by Emirates

Most of the students enrolled in the ECE, SPED, and HPE programs are residents of the Abu Dhabi Emirates followed by students from Ras Al-Khaimah for ECE, Ras Al-Khaimah and Sharjah for SPED and HPE.

Figure 7

Fall 2021- Spring 2022 enrollment by emirates in the ECE program

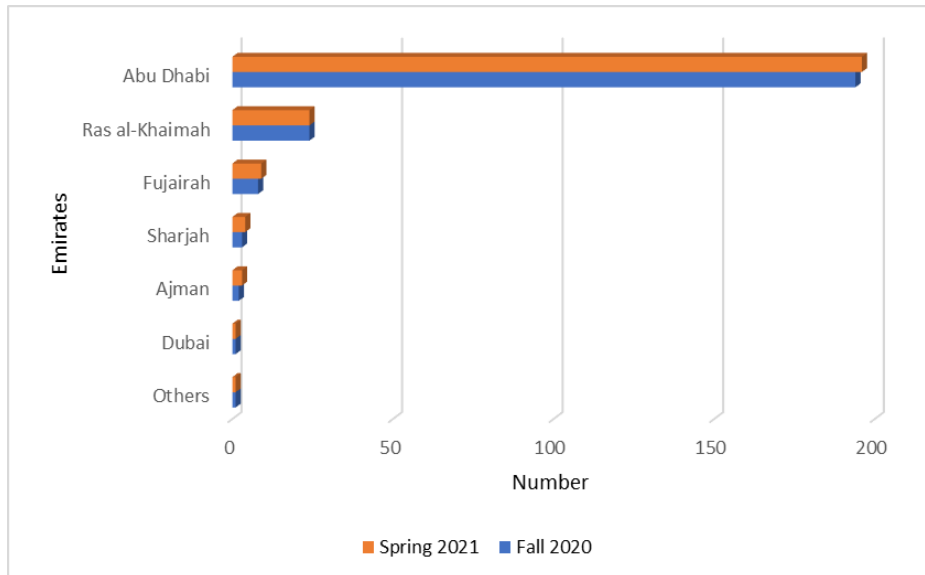


Figure 8

Fall 2021- Spring 2022 enrollment by emirates in the SPED program

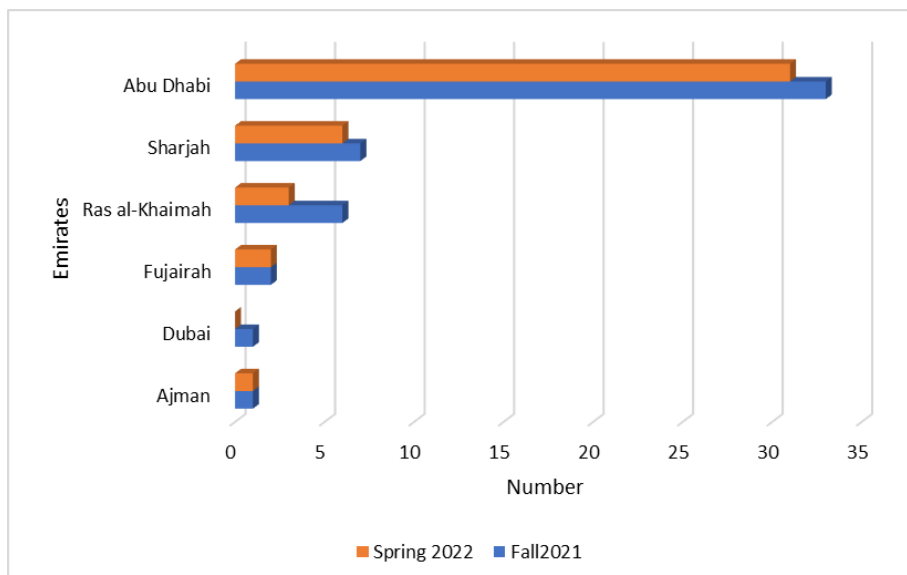
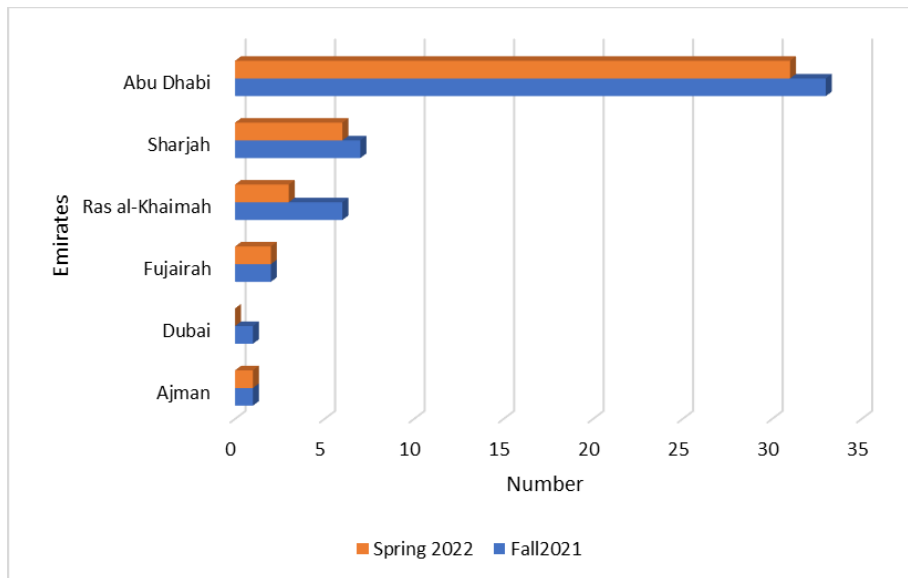


Figure 8

Fall 2021- Spring 2022 enrollment by emirates in the HPE program



E. Enrollment of Students with Determination

Table 1

Enrollment of students with determination during Fall2020 to Fall2021

Program	Number of Students with Determination			
	Fall 2020	Spring 2021	Fall 2021	Spring 2022
Early Childhood Education	2	2	2	2
Special Education	3	3	3	3