
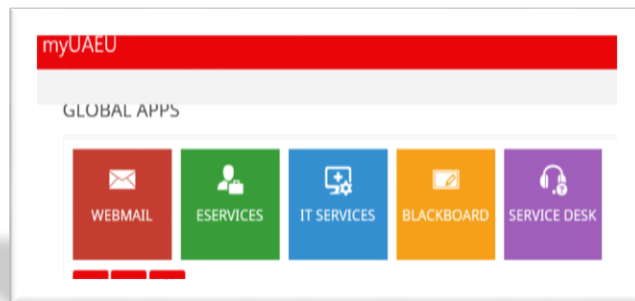


How can you apply for " Installment Tuition Fee" service?



The Installment tuition fee service provides students with a method to pay their tuition fees during each semester. The student may divide the tuition fee in three installments within three months (for all Master and PHD students), or four installments within four months (for only DBA students and student's employee at UAE University), in which the student will pay the amount agreed upon in the service within the specified date.

The "Tuition Fees" service can be submitted during the period **20 January – 07 February 2019**, the application must be submitted during each semester.



How to apply:

- 1- Log in to My UAEU website, enter the university number and pin number.

UAEU eServices
جامعة الإمارات العربية المتحدة
United Arab Emirates University

Dear eServices User: Please enter your UAEU User Name and Password. When finished, select Login. Username must be in small letters and your Password is Case Sensitive. It is important that your password be difficult to guess but one you can remember! You are responsible for protecting your password and for the responsible use of your access to UAEU information systems. To protect your privacy, please Exit and close your browser when you are finished.

SECURITY REMINDER : Do NOT provide your account password to anyone. The University will NEVER ask this information from you in an e-mail request.

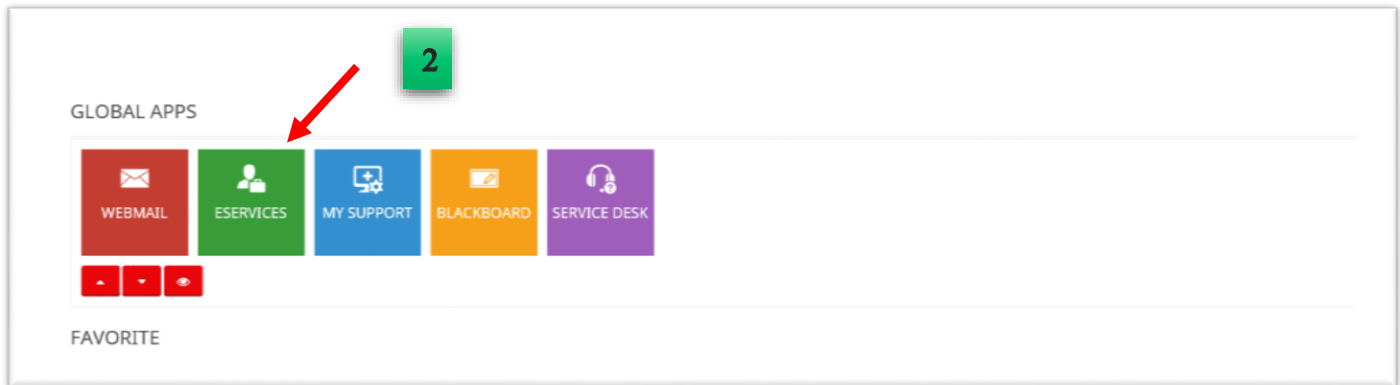
User ID:

PIN:

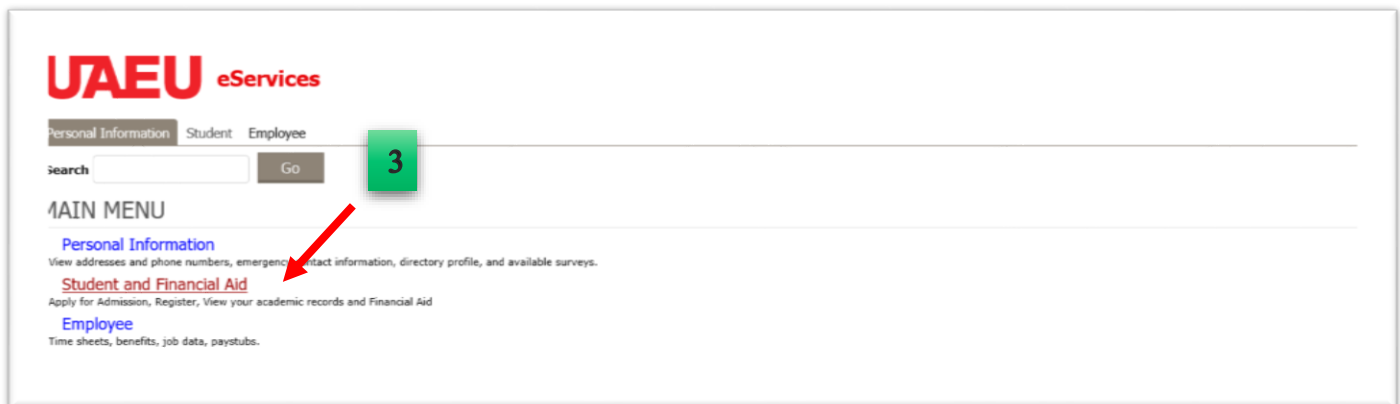
Login Forgot PIN?

RELEASE: 9.8

- 2- Access to e-services.



- 3- choose Student and Financial aid.

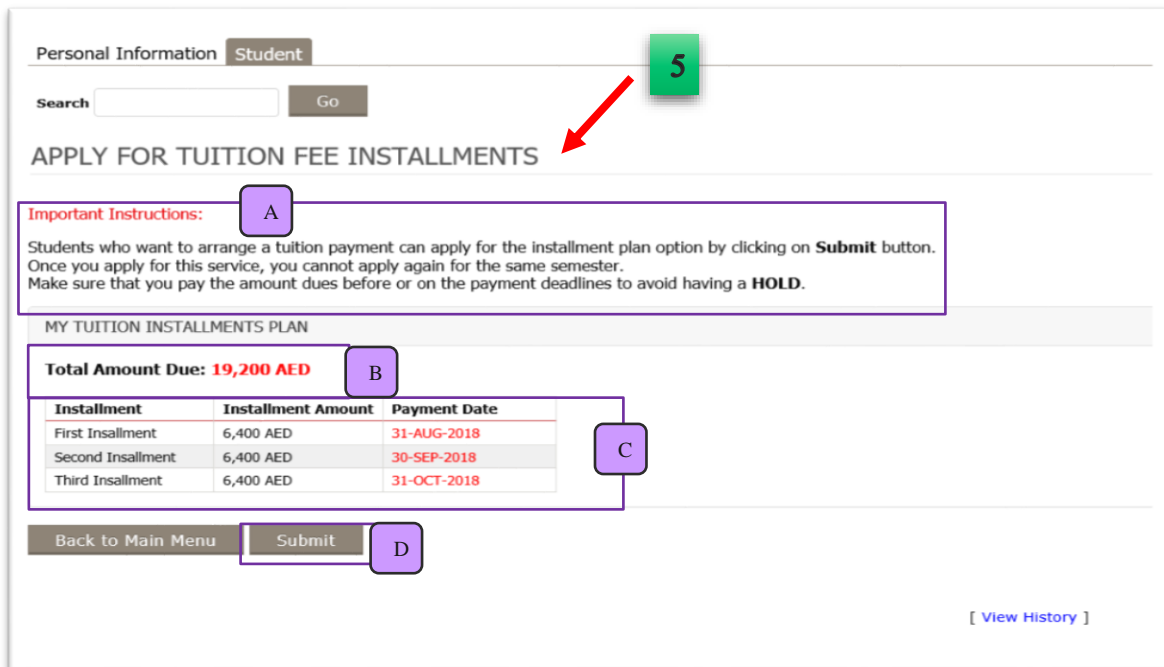


4- chose Apply for Students Fee Installments.

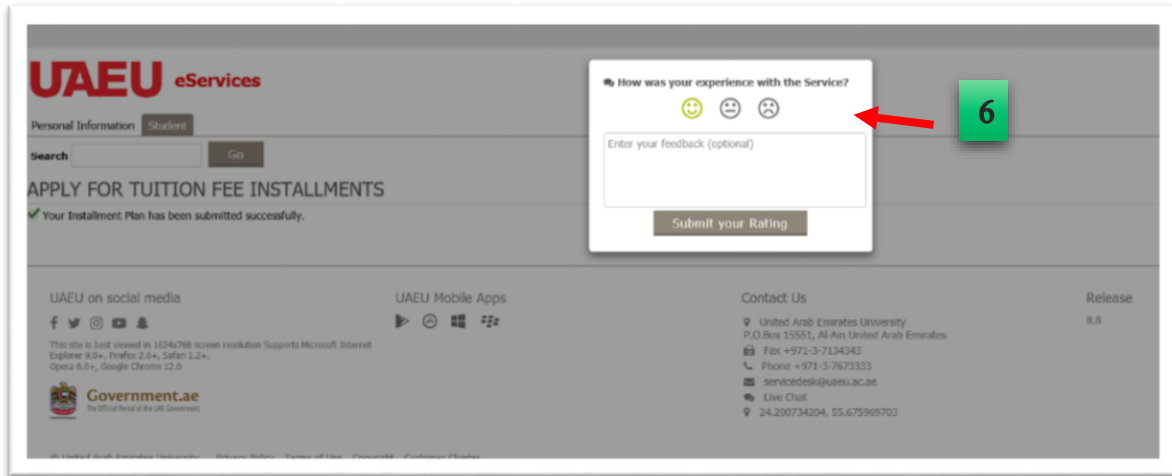


5- The submission page will appear:

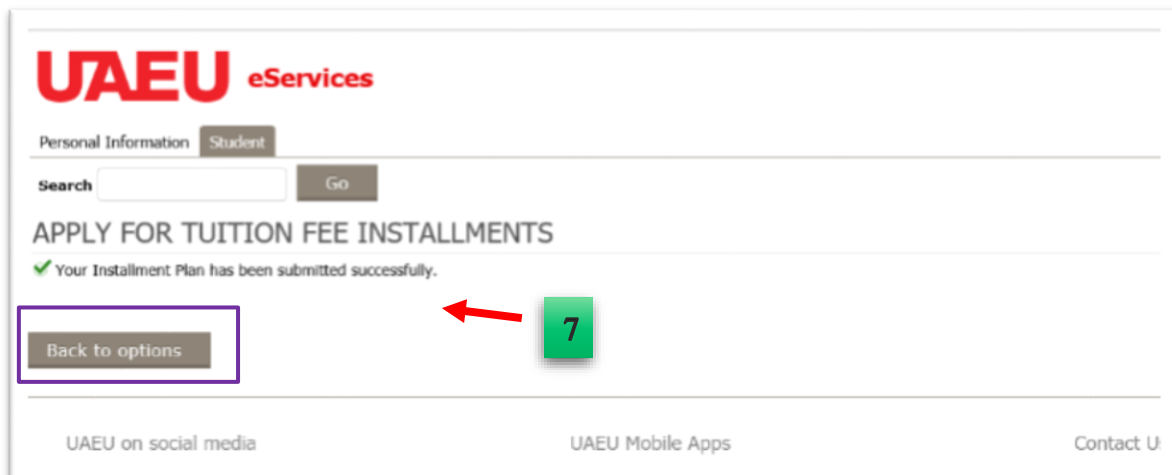
- a) Important information to read before submitting to the installment payment service.
- b) The total amount of tuition fees payable to the student (during the semester) which will be installment in the below table.
- c) A table showing the number of installment allowed to pay the amount due, with the date of payment.
- d) Press SUBMIT to approve the installment plan shown in the table.



- 6- When you press SUBMIT to approve the installment plan, you will receive a message to evaluate the service, please evaluate the service and if you have any note you can write in the message.



- 7- You will see a message that your installment plan application has been successfully completed, and you can return to the schedule of the installment plan by pressing (BACK TO OPTION).



8- A page will appear with details of your installment plan:

A) Important information to read.

B) Your installment plan in the semester you applied for.

INSTALLMENT: The number of installments (payments) allowed to you.

AMOUNT: The amount the student is required to pay each month.

PAYMENT DATE: The date on which you should pay your payments.

BALANCE: The amount due to be paid.

APPLY FOR TUITION FEE INSTALLMENTS

Important Instructions:

- Make sure that you pay the amount dues before or on the payment deadlines to avoid having a **HOLD**.
- Once you apply for this service, you cannot apply again for the same semester.
- If you add or drop courses after applying for the installment payment service, the total amount due will change accordingly

⚠ You have already applied for this service.

My Tuition Installment Plan (Fall 2018)

Installment	Amount	Payment Date	Balance
First Installment	6,400 AED	31-AUG-2018	6,400 AED
Second Installment	6,400 AED	30-SEP-2018	6,400 AED
Third Installment	6,400 AED	31-OCT-2018	6,400 AED
Total	19,200 AED	-	-

My Tuition Account Details

Transaction Date	Transaction	Charge	Payment
12-AUG-2018	G.Tuition Eng. Management	19,200 AED	-
-	Total (AED)	19,200 AED	0 AED
-	Total Due Amount to pay:	19,200 AED	-

[Click here to Pay](#)

[Back to Main Menu](#)

[View History]

- 9- On the same page:
- a) You will see a table showing the student's tuition details and payment transactions. When you pay the amount due, payment transactions will appear in this table.
 - b) The student can use the link (Click here to pay) to transfer it to the payment page.
 - c) The student can see all the applications for the installments that he gave in the system by clicking on (View History).

APPLY FOR TUITION FEE INSTALLMENTS ← **8**

Important Instructions:

- Make sure that you pay the amount dues before or on the payment deadlines to avoid having a **HOLD**.
- Once you apply for this service, you cannot apply again for the same semester.
- If you add or drop courses after applying for the installment payment service, the total amount due will change accordingly

⚠ You have already applied for this service.

My Tuition Installment Plan (Fall 2018)

Installment	Amount	Payment Date	Balance
First Installment	6,400 AED	31-AUG-2018	6,400 AED
Second Installment	6,400 AED	30-SEP-2018	6,400 AED
Third Installment	6,400 AED	31-OCT-2018	6,400 AED
Total	19,200 AED	-	-

My Tuition Account Details

Transaction Date	Transaction	Charge	Payment
12-AUG-2018	G.Tuition Eng. Management	19,200 AED	-
-	Total (AED)	19,200 AED	0 AED
Total Due Amount to pay:		19,200 AED	

[Click here to Pay](#) **B**

[\[View History \]](#) **C**

[Back to Main Menu](#)