



جامعة الإمارات العربية المتحدة  
United Arab Emirates University

**UAEU**

## **Statistical Year Book 2017-2018**

**الكتاب الإحصائي السنوي 2017 – 2018**

**Office of Institutional Effectiveness**

After 34 years of publication, the UAE University Statistical Yearbook continues to be one of the principal sources of data for both internal and external University stakeholders. The statistical yearbook presents a "snapshot" of UAE University. The publication is produced annually by the Institutional Effectiveness Department at the University and is intended to provide yearly statistics regarding students, graduates and staff.

In order to make information more readily available to all constituents, the Office of Institutional Effectiveness website provides an online version of this publication. The website is also a source of other valuable information related to the university. It can be accessed using the following address:

<http://www.uaeu.ac.ae>

We hope that you will find value in this year's presentation of information on UAE University.

### **Institutional Effectiveness**

*Inquiries and comments regarding this document may be directed to:*

#### **Office of Institutional Effectiveness**

UAE University

P.O.Box: 15551

Al Ain.

Tel: +971 3 7136714

+971 3 7134052

E-mail: [Effectiveness.Office@uaeu.ac.ae](mailto:Effectiveness.Office@uaeu.ac.ae)

# Educational Opportunities at UAEU - Undergraduate Programs

UAEU has nine colleges including the College of Medicine. Collectively the nine colleges are composed of 55 departments which offer 50 bachelor degree programs, 31 Master degree programs and 8 doctoral programs. The following table shows a list of the colleges, the academic departments, and academic programs.

## College of Humanities & Social Sciences

- **Department of Arabic Language & Literature**
- [Bachelor of Arts in Arabic Language and Literature](#)
  - [Minor in Writing \(Interdisciplinary in Arabic\)](#)
  - [Minor in Women and Culture \(Arabic\)](#)
- **Department of English Literature**
- [Bachelor of Arts in English Literature](#)
  - [Minor in Creative and Professional Writing in English](#)
  - [Minor in English Language and Literacy](#)
  - [Minor in Fine Arts](#)
  - [Minor in Film Studies](#)
  - [Minor in Drama](#)
- **Department of Geography and Urban Planning**
- [Bachelor of Arts in Geography](#)
  - [Minor in Geoinformatics](#)
- **Department of History and Archaeology**
- [Bachelor of Arts in Tourism Studies](#)
  - [Minor in Cultural Resource Management](#)
- [Bachelor of Arts in History](#)
  - [Minor in Tourism](#)
- **Department of Linguistics**
- [Bachelor of Arts in Linguistics](#)
  - [Minor in Aphasia](#)
  - [Minor in Computational Linguistics](#)
  - [Minor in Educational Linguistics](#)
  - [Minor in Natural Language Processing](#)
- **Department in Mass Communication**
- [Bachelor of Arts in Mass Communication](#)
  - [Minor in Television Studies](#)
  - [Minor in Journalism](#)
  - [Minor in Leadership and Communication](#)
- **Department of Philosophy**
  - [Minor in Citizenship](#)
  - [Minor in Cognitive Science](#)
- **Department of Political Science**
- [Bachelor of Arts in Political Science](#)
  - [Minor in Political Science](#)
- **Department of Psychology and Counseling**
- [Bachelor of Arts in Psychology](#)
- **Department of Social Work**

- **Department of Sociology**
- [Bachelor of Arts in Sociology](#)
  - [Minor in Family Studies](#)
- **Department of Translation Studies**
- [Bachelor of Arts in Translation Studies](#)
  - [Minor in Korean Language](#)
  - [Minor in Business Translation](#)
  - [Minor in French Language](#)
  - [Minor in German Language](#)

## College of Science

- **Department of Biology**
- [Bachelor of Science in Biology](#)
- **Department of Chemistry**
- [Bachelor of Science in Biochemistry](#)
- [Bachelor of Science in Chemistry](#)
- **Department of Geology**
- [Bachelor of Science in Geology](#)
- **Department of Mathematical Sciences**
- [Bachelor of Science in Mathematics](#)
- **Department of Physics**
- [Bachelor of Science in Physics](#)

## College of Engineering

- **Department of Architectural Engineering**
- [Bachelor of Science in Architectural Engineering](#)
- **Department of Chemical & Petroleum Engineering**
- [Bachelor of Science in Chemical Engineering](#)
- [Bachelor of Science in Petroleum Engineering](#)
- **Department of Civil & Environmental Engineering**
- [Bachelor of Science in Civil Engineering](#)
- **Department of Electrical Engineering**
- [Bachelor of Science in Communication Engineering](#)
- [Bachelor of Science in Electrical Engineering](#)
- **Department of Mechanical Engineering**
- [Bachelor of Science in Mechanical Engineering](#)
  - [Minor in Mechatronics Engineering](#)
  - [Minor in Aerospace Engineering](#)

# Educational Opportunities at UAEU

## College of Business & Economics

---

- **Department of Accounting**
  - [Bachelor of Accounting](#)
- **Department of Business Administration**
  - [Bachelor of Business Administration](#)
  - [Bachelor of Management Information Systems](#)
- **Department of Economics and Finance**
  - [Bachelor of Economics](#)
  - [Bachelor of Finance and Banking](#)
- **Department of Statistics**
  - [Bachelor of Statistics](#)

## College of Law

---

- **Department of Private Law**
- **Department of Public Law**
- **Department of Sharia & Islamic studies**
  - [Bachelor of Law](#)

## College of Medicine and Health Sciences

---

- **Department of Anatomy**
- **Department of Family Medicine**
- **Department of Internal Medicine**
- **Department of Microbiology & Immunology**
- **Department of Pathology**
- **Department of Pharmacology & Therapeutics**
- **Department of Surgery**
- **Department of Psychiatry & Behavioural Science**
- **Department of Biochemistry**
- **Institute of Public Health**
- **Department of Medical Education**
- **Department of Obstetrics & Gynecology**
- **Department of Pediatrics**
- **Department of Physiology**
- **Department of Radiology**
  - [Doctor of Medicine](#)

## College of Education

---

- **Department of Curriculum & Instruction**
  - [Bachelor of Education in Elementary Education](#)
  - [Bachelor of Education in Early Childhood Education](#)
  - [Bachelor of Education in Art Education](#)
  - [Bachelor of Education in Preparatory and Secondary Education](#)
- **Department of Physical Education**
  - [Bachelor of Education in Health and Physical Education](#)
- **Department of Special Education**
  - [Bachelor of Education in Special Education](#)

## College of Food & Agriculture

---

- **Department of Agribusiness and Consumer Science**
  - [Bachelor of Science in Agribusiness](#)
- **Department of AridLand Agriculture**
  - [Bachelor of Science in Horticulture](#)
  - [Bachelor of Science in Marine Fisheries and Animal Science](#)
- **Department of Food Science**
  - [Bachelor of Science in Food Science](#)
- **Department of Nutrition And Health**
  - [Bachelor of Science in Dietetics](#)
  - [Bachelor of Science in Nutritional Science](#)
- **Department of Veterinary Medicine**
  - [Bachelor of Veterinary Medicine](#)

## College of Information Technology

---

- **Department of Information Systems and Security**
  - [Bachelor of Science in Information Technology](#)
  - [Bachelor of Science in Information Security](#)
- **Department of Computer and Network Engineering**
  - [Bachelor of Science in Computer Engineering](#)
- **Department of Computer Science and Software Engineering**
  - [Bachelor of Science in Computer Science](#)

# Graduate Programs

⇒ Graduate Programs at the UAEU - the nation's most comprehensive higher education institution.

⇒ UAEU offers a diverse set of graduate degree programs at the Master's and doctorate levels of different orientations: professional and research-based. Although the graduate

## ⇒ List of active Graduate Degree Programs by College

College's	Graduate Degree Programs	College's	Graduate Degree Programs	College's	Graduate Degree Programs		
<b>Business and Economics</b>	• <b>Master of Business Administration</b>	<b>Engineering</b>	• <b>MSc in Architectural Engineering</b>	<b>Humanities and Social Sciences</b>	• <b>MSc in Clinical Psychology</b>		
	• <b>Master of Professional Accounting</b>		• <b>MSc in Civil Engineering</b>		• <b>MSc in Remote Sensing &amp; Geographic Information Systems</b>		
	* <b>Doctorate of Business Administration (DBA)</b>		• <b>MSc in Electrical Engineering</b>		• <b>Master of Social Work</b>		
<b>Education</b>	• <b>Master of Education</b>		• <b>Master of Engineering Management</b>		• <b>Master of Governance and Public Policy</b>	<b>PhD</b>	
	◇ <b>Track 1: Education Leadership</b>		• <b>MSc in Material Science and Engineering</b>		* <b>Concentration: Arabic Literature and Criticism</b>	* <b>Concentration: Arabic Language</b>	
	◇ <b>Track 2: Curriculum &amp; Instruction</b>		• <b>MSc in Mechanical Engineering</b>		* <b>Concentration: English Literature and Criticism</b>	* <b>Concentration: English Language</b>	
	◇ <b>Track 3: Special Education</b>		• <b>MSc in Chemical Engineering</b>		* <b>Concentration: English Language</b>	* <b>Concentration: Geography and GIS</b>	
	<b>PhD</b>		• <b>MSc in Petroleum Engineering</b>		* <b>Concentration: English Language</b>	* <b>Concentration: Mass Communication</b>	
	* <b>Concentration: Science Education</b>		• <b>MSc in Water Resources</b>		* <b>Concentration: Architecture Engineering</b>	<b>Science</b>	• <b>MSc in Molecular Biology and Biotechnology</b>
	* <b>Concentration: Mathematics Education</b>		<b>PhD</b>		* <b>Concentration: Chemical Engineering</b>		• <b>MSc in Chemistry</b>
	* <b>Concentration: Language and Literacy Education</b>		* <b>Concentration: Architectural Engineering</b>		* <b>Concentration: Petroleum Engineering</b>		• <b>MSc in Environmental Sciences</b>
* <b>Concentration: Leadership and Policy Studies in Education</b>	* <b>Concentration: Chemical Engineering</b>		* <b>Concentration: Civil Engineering</b>		• <b>MSc in Mathematics</b>		
* <b>Concentration: Special Education</b>	* <b>Concentration: Petroleum Engineering</b>	* <b>Concentration: Water Resources</b>	• <b>MSc in Physics</b>				
<b>Information Technology</b>	• <b>MSc in Information Security</b>	* <b>Concentration: Material Science and Engineering</b>	* <b>Concentration: Electrical Engineering</b>	<b>PhD</b>			
	• <b>MSc in IT Management</b>	* <b>Concentration: Electrical Engineering</b>	* <b>Concentration: Mechanical Engineering</b>	* <b>Concentration: Cellular and Molecular Biology</b>			
	• <b>MSc in Software Engineering</b>	* <b>Concentration: Mechanical Engineering</b>	• <b>Master of Private Law (LLM)</b>	* <b>Concentration: Ecology and Environmental Sciences</b>			
	• <b>MSc in Network Engineering</b>	• <b>Master of Public Law (LLM)</b>	• <b>Master of International Trade Law</b>	* <b>Concentration: Chemistry</b>			
	<b>PhD</b>	• <b>Master of Medical Sciences</b>	• <b>Master of Medical Sciences</b>	* <b>Concentration: Geosciences</b>			
	* <b>Concentration: Computer Engineering</b>	◇ <b>Track 1: Microbiology &amp; Immunology</b>	◇ <b>Track 1: Microbiology &amp; Immunology</b>	* <b>Concentration: Mathematics</b>			
	* <b>Concentration: Information Technology</b>	◇ <b>Track 2: Pharmacology &amp; Toxicology</b>	◇ <b>Track 2: Pharmacology &amp; Toxicology</b>	* <b>Concentration: Physics</b>			
	* <b>Concentration: Information Security</b>	◇ <b>Track 3: Biochemistry &amp; Molecular Biology</b>	◇ <b>Track 3: Biochemistry &amp; Molecular Biology</b>	• <b>MSc in Horticulture</b>			
	* <b>Concentration: Computer Science</b>	• <b>Master of Public Health</b>	• <b>Master of Public Health</b>	• <b>MSc in Food Science</b>			
	* <b>Concentration: Network Engineering</b>	• <b>Doctor of Pharmacy</b>	• <b>Doctor of Pharmacy</b>	<b>PhD</b>			
* <b>Concentration: Software Engineering</b>	<b>PhD</b>	<b>PhD</b>	* <b>Concentration: Animal Science</b>				
	* <b>Concentration: Biomedical Sciences</b>	* <b>Concentration: Biomedical Sciences</b>	* <b>Concentration: Food Science</b>				
	* <b>Concentration: Public Health and Occupational Health</b>	* <b>Concentration: Public Health and Occupational Health</b>	* <b>Concentration: Food Science</b>				
			* <b>Concentration: Horticultural Science</b>				
			* <b>Concentration: Nutritional Sciences</b>				

# Contents

## **Chapter one University Statistics**

---

1	Admission , Enrollments and Graduates Statistics
9	Academic Staff
15	Non Academic Staff

## **Chapter Two College Statistics**

---

### **College of Humanities and Social Sciences**

---

16	• Students Statistics
21	• Academic Staff Statistics

### **College of Science**

---

24	• Students Statistics
29	• Academic Staff Statistics

### **College of Education**

---

32	• Students Statistics
37	• Academic Staff Statistics

### **College of Business and Economics**

---

40	• Students Statistics
45	• Academic Staff Statistics

### **College of Law**

---

48	• Students Statistics
53	• Academic Staff Statistics

### **College of Food & Agriculture**

---

56	• Students Statistics
61	• Academic Staff Statistics

### **College of Engineering**

---

64	• Students Statistics
69	• Academic Staff Statistics

### **College of Medicine and Health Sciences**

---

72	• Students Statistics
77	• Academic Staff Statistics

### **College of Information Technology**

---

80	• Students Statistics
85	• Academic Staff Statistics

### **Graduate Studies Statistics**

---

88	• Students Statistics
----	-----------------------

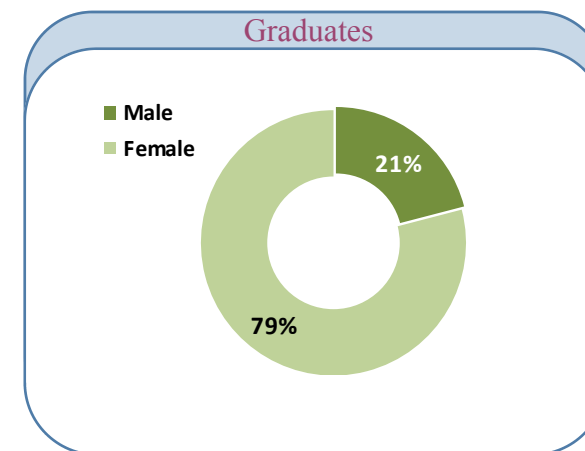
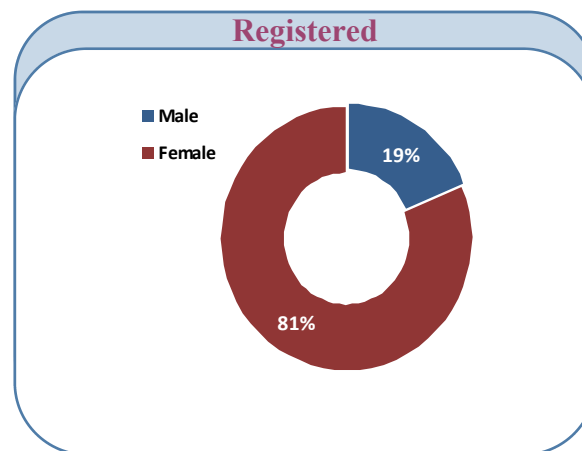
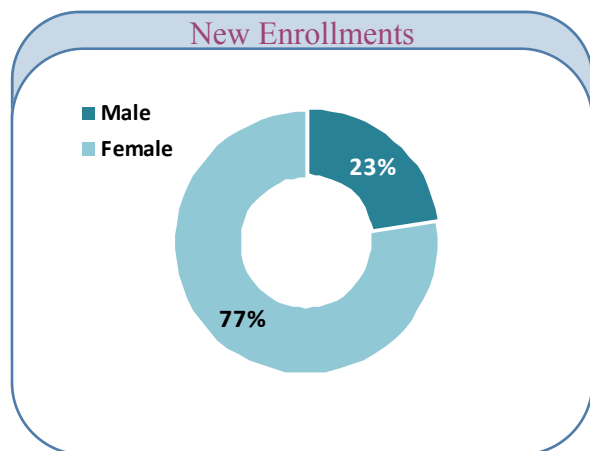
# Chapter One

## University Statistics

	New Enrollments <sup>(1)</sup>	Registered <sup>(2)</sup>	Graduates	
Hum. & Social Sc.	815	4037	712	العلوم الإنسانية والاجتماعية
Science	526	1295	204	العلوم
Education	112	644	92	التربية
Business & Economics	525	1962	333	الإدارة والاقتصاد
Law	296	929	145	القانون
Food & Agriculture	233	711	111	الأغذية والزراعة
Engineering	858	2735	326	الهندسة
Medicine & Health Sc.	224	537	76	الطب والعلوم الصحية
Info. Technology	388	950	97	تقنية المعلومات
Master Program	331	864	229	برامج الماجستير
Professional Doctor Of Pharmacy	48	33	1	دكتور صيدلي
Doctorate	70	221	25	دكتوراه
<b>Total</b>	<b>4426</b>	<b>14918</b>	<b>2351</b>	<b>الإجمالي</b>

	Male	Female	Total	
New Enrollments	1001	3425	4426	المقبولون
Registered	2825	12093	14918	المسجلون
Graduates	493	1858	2351	الخريجون

	New Enrollments	Registered	Graduates	
Undergraduates	3977	13800	2096	مرحلة البكالوريوس
Master	331	864	229	الماجستير
Graduates Professional Doctor Of Pharmacy	48	33	1	دكتور صيدلي
Doctorate	70	221	25	دكتوراه
<b>Total</b>	<b>4426</b>	<b>14918</b>	<b>2351</b>	<b>الإجمالي</b>



(1) New Enrollments = Total Admitted.  
(2) Students Registered for Courses



Academic years 1977-1978 through 2017-2018

الأعوام الجامعية 1977-1978 إلى 2017-2018

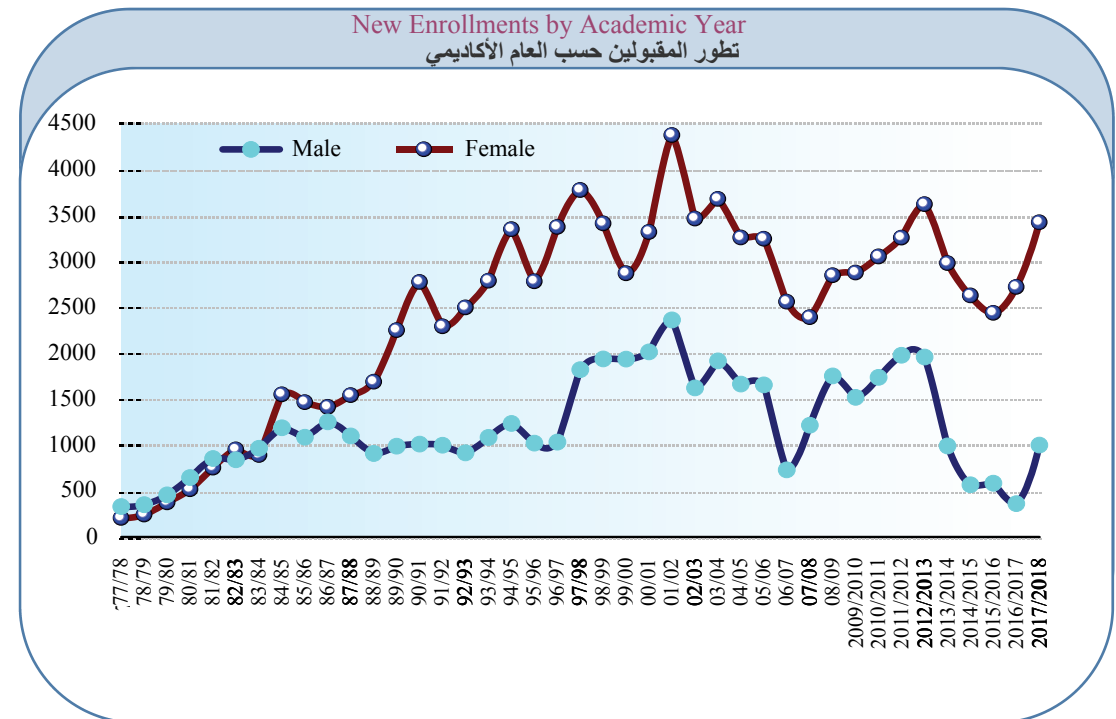
	77/78	78/79	79/80	80/81	81/82	82/83	83/84	84/85	85/86	86/87	87/88	88/89	89/90	90/91	91/92	92/93	93/94	94/95	95/96	96/97	97/98	
Male	330	351	458	646	854	839	965	1188	1086	1253	1100	908	988	1011	997	915	1082	1235	1021	1032	1820	ذكور
Female	205	242	375	518	753	951	890	1551	1466	1414	1542	1688	2251	2775	2292	2499	2789	3350	2782	3374	3776	إناث
<b>Total</b>	<b>535</b>	<b>593</b>	<b>833</b>	<b>1164</b>	<b>1607</b>	<b>1790</b>	<b>1855</b>	<b>2739</b>	<b>2552</b>	<b>2667</b>	<b>2642</b>	<b>2596</b>	<b>3239</b>	<b>3786</b>	<b>3289</b>	<b>3414</b>	<b>3871</b>	<b>4585</b>	<b>3803</b>	<b>4406</b>	<b>5596</b>	<b>إجمالي</b>

	98/99	99/00	00/01	01/02	02/03	03/04	04/05	05/06	06/07	07/08	08/09	09/10	10/11	11/12	12/13	13/14	14/15	15/16	16/17	17/18	
Male	1937	1935	2015	2363	1621	1916	1663	1654	730	1216	1753	1519	1737	1977	1959	991	568	584	632	1001	ذكور
Female	3413	2870	3319	4375	3465	3679	3259	3246	2561	2392	2848	2878	3053	3258	3622	2981	2628	2439	2722	3425	إناث
<b>Total</b>	<b>5350</b>	<b>4805</b>	<b>5334</b>	<b>6738</b>	<b>5086</b>	<b>5595</b>	<b>4922</b>	<b>4900</b>	<b>3291</b>	<b>3608</b>	<b>4601</b>	<b>4397</b>	<b>4790</b>	<b>5235</b>	<b>5581</b>	<b>3972</b>	<b>3196</b>	<b>3023</b>	<b>3354</b>	<b>4426</b>	<b>إجمالي</b>

### \* New Enrollments by College and Gender 2017/2018 المقبولين حسب الكلية والجنس 2018/2017

	Male	Female	Total	
Hum. & Social Sc.	92	723	815	العلوم الإنسانية والاجتماعية
Science	61	465	526	العلوم
Education	2	110	112	التربية
Business & Economics	143	382	525	الإدارة والاقتصاد
Law	70	226	296	القانون
Food & Agriculture	18	215	233	الأغذية والزراعة
Engineering	270	588	858	الهندسة
Medicine & Health Sc.	62	162	224	الطب والعلوم الصحية
Information Technology	138	250	388	تقنية المعلومات
Master	113	218	331	الماجستير
Doctorate	10	38	48	دكتوراه
Professional Doctor Of Pharmacy	22	48	70	دكتور صيدلي
<b>Total</b>	<b>1001</b>	<b>3425</b>	<b>4426</b>	<b>الإجمالي</b>



\* Excluding Admission Cancellations

# New Enrollments (2017-2018)

# المقبولون (2018-2017)

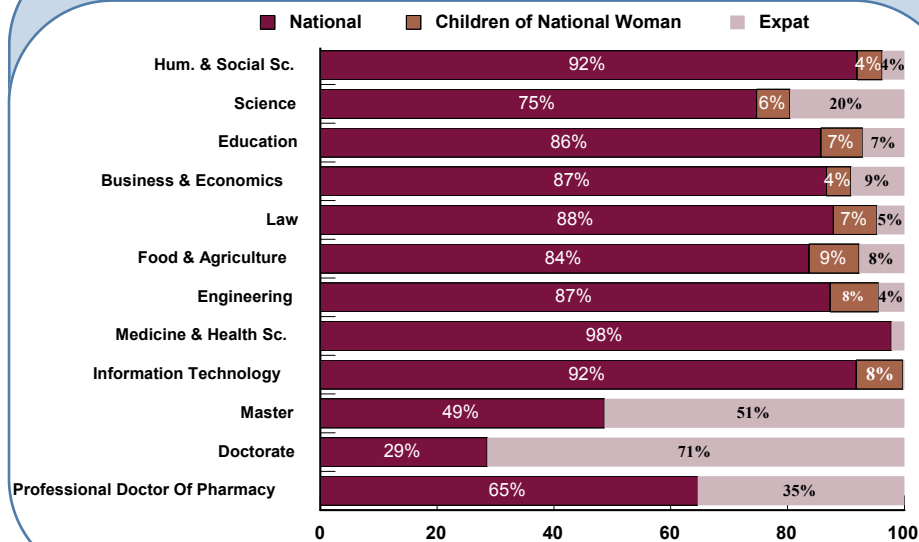
## New Enrollments by College , nationality and Emirate

## المقبولون حسب الكلية والجنسية والإمارة

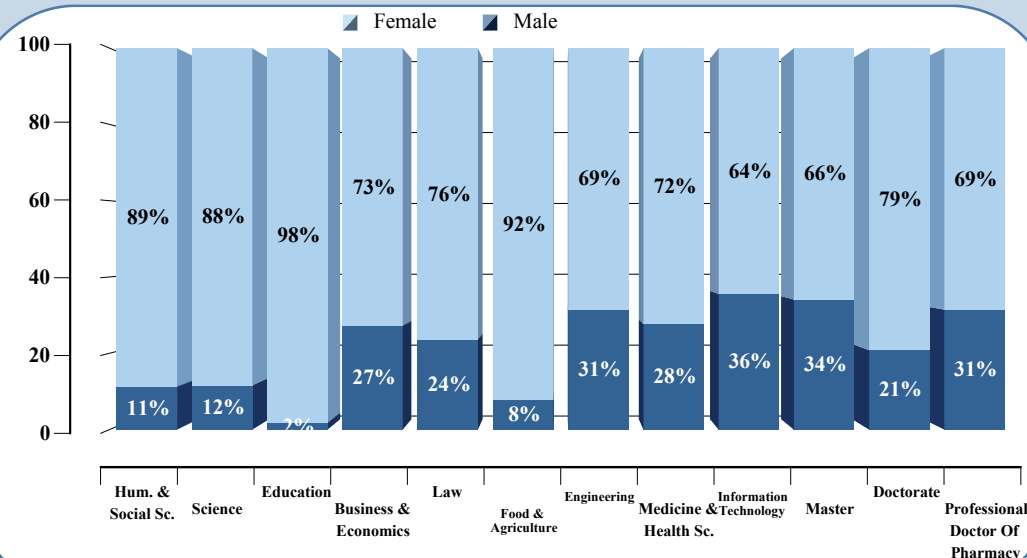
	Abu Dhabi	Dubai	Sharjah	R.A.K	Ajman	Fujairah	U.A.Q	Int'l	Total
Hum. & Social Sc.	502	45	47	109	17	91	4	0	815
Science	288	34	52	65	27	56	4	0	526
Education	84	1	2	15	1	9	0	0	112
Business & Economics	366	16	23	55	8	55	2	0	525
Law	170	15	12	48	9	36	6	0	296
Food & Agriculture	189	11	4	16	2	11	0	0	233
Engineering	521	48	76	81	28	96	8	0	858
Medicine & Health Sc.	177	12	10	9	6	10	0	0	224
Info. Technology	234	18	39	45	11	38	3	0	388
Master	267	26	13	10	11	2	0	2	331
Doctorate	57	7	2	2	1	0	1	0	70
Professional Doctor Of Pharmacy	28	10	4	1	2	3	0	0	48
<b>Total</b>	<b>2883</b>	<b>243</b>	<b>284</b>	<b>456</b>	<b>123</b>	<b>407</b>	<b>28</b>	<b>2</b>	<b>4426</b>

	U.A.E	Children of National Woman	G.C.C	Other Arabs	Int'l	Total	
Hum. & Social Sc.	749	35	5	18	8	815	العلوم الإنسانية والاجتماعية
Science	393	30	1	98	4	526	العلوم
Education	96	8	4	3	1	112	التربية
Business & Economics	455	22	4	29	15	525	الإدارة والاقتصاد
Law	260	22	5	9	0	296	القانون
Food & Agriculture	195	20	1	14	3	233	الأغذية والزراعة
Engineering	749	71	4	29	5	858	الهندسة
Medicine & Health Sc.	219	0	2	2	1	224	الطب والعلوم الصحية
Information Technology	356	31	0	0	1	388	تقنية المعلومات
Master	161	0	15	123	32	331	الماجستير
Doctorate	20	0	1	20	29	70	دكتوراه
Professional Doctor Of Pharmacy	31	0	3	11	3	48	دكتور صيدلي
<b>Total</b>	<b>3684</b>	<b>239</b>	<b>45</b>	<b>356</b>	<b>102</b>	<b>4426</b>	<b>الإجمالي</b>

### New Enrollments by nationality (%)



### New Enrollments by gender



# Total Registered Students

إجمالي المسجلون

Academic years 1977-78 through 2017-2018

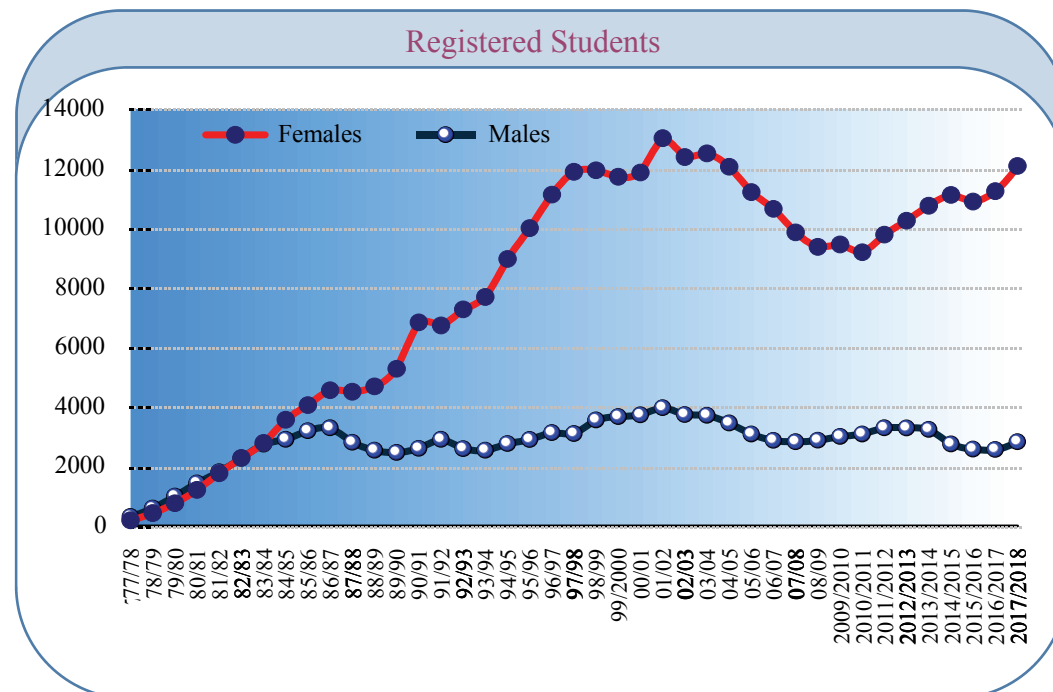
الأعوام الجامعية 1977-1978 إلى 2017-2018

	77/78	78/79	79/80	80/81	81/82	82/83	83/84	84/85	85/86	86/87	87/88	88/89	89/90	90/91	91/92	92/93	93/94	94/95	95/96	96/97	97/98	
Male	313	597	999	1437	1815	2276	2744	2903	3191	3293	2802	2538	2464	2599	2903	2590	2537	2763	2898	3131	3099	ذكور
Female	189	432	759	1209	1769	2286	2784	3563	4057	4556	4504	4685	5276	6835	6732	7277	7693	8968	10004	11128	11898	إناث
<b>Total</b>	<b>502</b>	<b>1029</b>	<b>1758</b>	<b>2646</b>	<b>3584</b>	<b>4562</b>	<b>5528</b>	<b>6466</b>	<b>7248</b>	<b>7849</b>	<b>7306</b>	<b>7223</b>	<b>7740</b>	<b>9434</b>	<b>9635</b>	<b>9867</b>	<b>10230</b>	<b>11731</b>	<b>12902</b>	<b>14259</b>	<b>14997</b>	<b>إجمالي</b>

	98/99	99/00	00/01	01/02	02/03	03/04	04/05	05/06	06/07	07/08	08/09	09/10	10/10/11	10/11/12	10/12/13	10/13/14	10/14/15	10/15/16	10/16/17	10/17/18	
Male	3556	3671	3728	3965	3737	3711	3453	3085	2870	2824	2873	3001	3082	3289	3286	3240	2745	2579	2561	2825	ذكور
Female	11950	11730	11872	13025	12392	12515	12064	11214	10651	9861	9376	9456	9198	9786	10254	10756	11119	10900	11249	12093	إناث
<b>Total</b>	<b>15506</b>	<b>15401</b>	<b>15600</b>	<b>16990</b>	<b>16129</b>	<b>16226</b>	<b>15517</b>	<b>14299</b>	<b>13521</b>	<b>12685</b>	<b>12249</b>	<b>12457</b>	<b>12280</b>	<b>13075</b>	<b>13540</b>	<b>13996</b>	<b>13864</b>	<b>13479</b>	<b>13810</b>	<b>14918</b>	<b>إجمالي</b>

## Registered Students by College and Gender 2017/2018

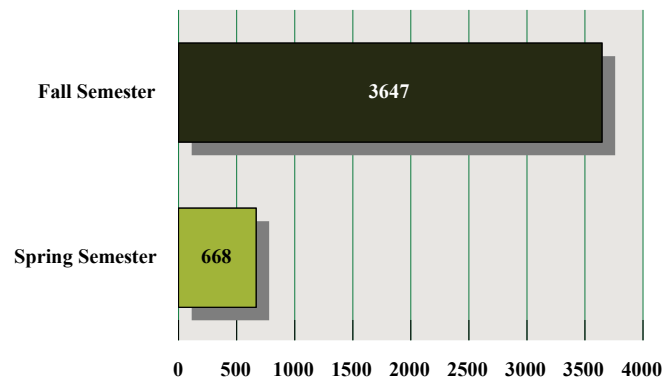
	Male	Female	Total	
Hum. & Social Sc.	352	3685	4037	العلوم الإنسانية والاجتماعية
Science	172	1123	1295	العلوم
Education	3	641	644	التربية
Business & Economics	449	1513	1962	الإدارة والاقتصاد
Law	235	694	929	القانون
Food & Agriculture	54	657	711	الأغذية والزراعة
Engineering	783	1952	2735	الهندسة
Medicine & Health Sciences	127	410	537	الطب والعلوم الصحية
Information Technology	273	677	950	تقنية المعلومات
Graduate Studies	290	574	864	الماجستير
Doctorate	80	141	221	دكتوراه
Doctor Pharmacy	7	26	33	دكتور صيدلي
<b>Total</b>	<b>2825</b>	<b>12093</b>	<b>14918</b>	<b>الإجمالي</b>



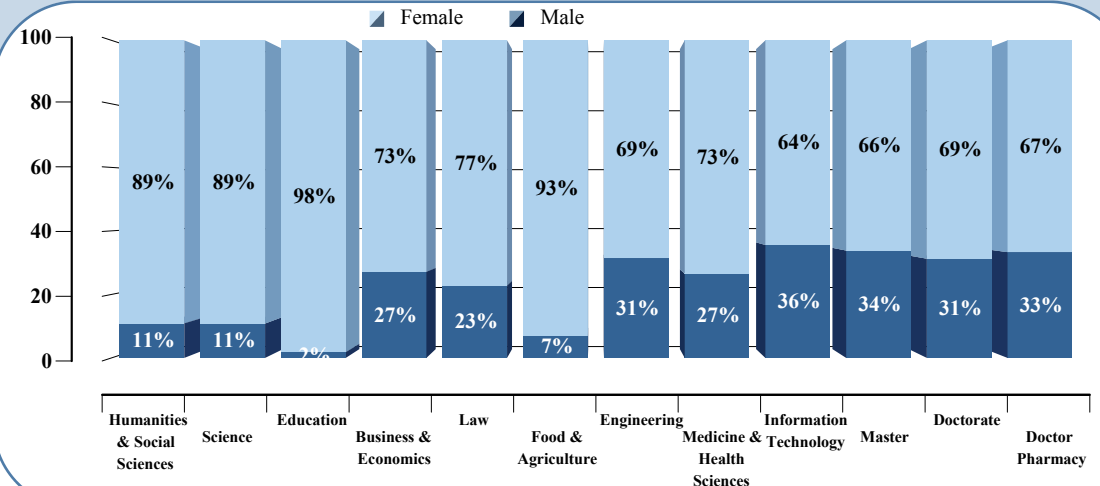
Second Semester	Male	Female	Total	الفصل الدراسي الثاني
Hum. & Social Sc.	33	53	86	العلوم الإنسانية والاجتماعية
Science	26	89	115	العلوم
Education	1	21	22	التربية
Business & Economics	41	26	67	الإدارة والاقتصاد
Law	13	29	42	القانون
Food & Agriculture	4	18	22	الأغذية والزراعة
Engineering	48	25	73	الهندسة
Medicine & Health Sc.	26	74	100	الطب والعلوم الصحية
Information Technology	50	10	60	تقنية المعلومات
Graduate Studies	34	47	81	دراسات عليا
Doctorate	0	0	0	دكتوراه
Doctor Pharmacy	0	0	0	دكتور صيدلي
<b>Total</b>	<b>276</b>	<b>392</b>	<b>668</b>	<b>الإجمالي</b>

First Semester	Male	Female	Total	الفصل الدراسي الأول
Hum. & Social Sc.	55	670	725	العلوم الإنسانية والاجتماعية
Science	30	373	403	العلوم
Education	1	89	90	التربية
Business & Economics	100	354	454	الإدارة والاقتصاد
Law	53	195	248	القانون
Food & Agriculture	12	193	205	الأغذية والزراعة
Engineering	221	562	783	الهندسة
Medicine & Health Sc.	30	81	111	الطب والعلوم الصحية
Information Technology	88	240	328	تقنية المعلومات
Graduate Studies	71	159	230	دراسات عليا
Doctorate	20	44	64	دكتوراه
Doctor Pharmacy	2	4	6	دكتور صيدلي
<b>Total</b>	<b>683</b>	<b>2964</b>	<b>3647</b>	<b>الإجمالي</b>

### New Registered by Semester



### New Registered by Gender & College



(1) New Registered Students = New Enrollments minus Admission Cancellation,  
**Statistical Year Book 2017 – 2018**

# Total Registered Students

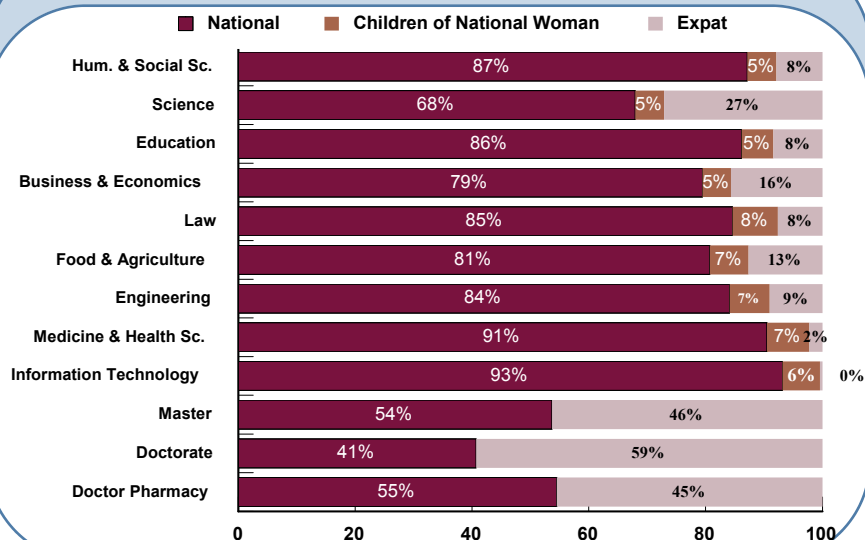
Registered Students by College, nationality and Emirate 2017-2018

المسجلون حسب الكلية والجنسية والإمارة 2017-2018

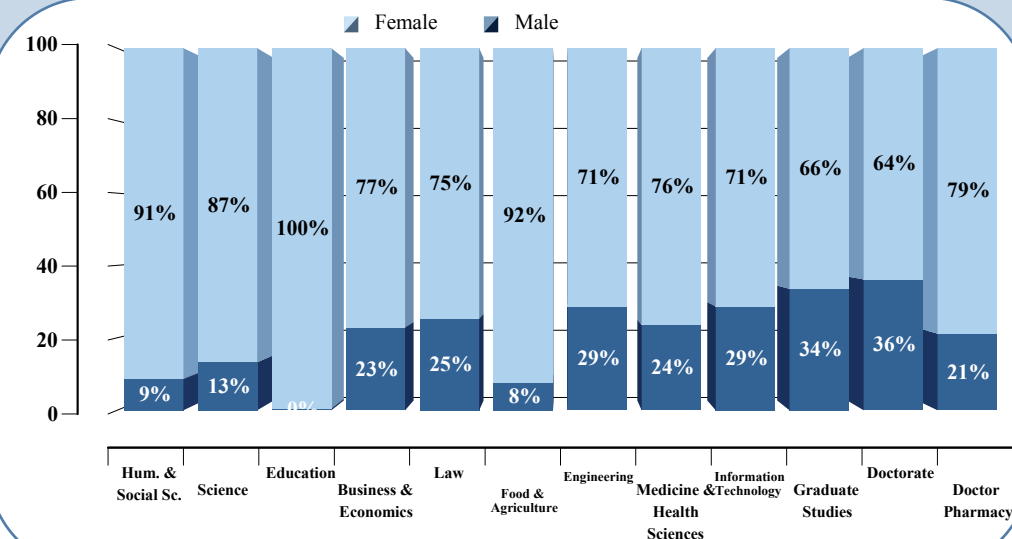
	Abu Dhabi	Dubai	Sharjah	R.A.K	Ajman	Fujairah	U.A.Q	Int'l	Total
Hum. & Social Sc.	2572	143	238	536	94	415	33	6	4037
Science	684	112	92	166	54	171	16		1295
Education	463	15	20	90	8	36	9	3	644
Business & Economics	1518	42	53	141	43	146	16	3	1962
Law	612	65	29	112	23	73	14	1	929
Food & Agriculture	517	43	31	54	14	48	4		711
Engineering	1521	156	278	289	80	381	28	2	2735
Medicine & Health Sc.	347	60	46	31	12	32	9	0	537
Information Technology	542	49	73	144	18	113	11	0	950
Master	695	54	38	24	23	15	1	14	864
Doctorate	171	24	7	9	3	4	1	2	221
Professional Doctor Of Pharmacy	19	6	4	1	1	1	1	0	33
<b>Total</b>	<b>9661</b>	<b>769</b>	<b>909</b>	<b>1597</b>	<b>373</b>	<b>1435</b>	<b>143</b>	<b>31</b>	<b>14918</b>

	U.A.E	Children of National Woman	G.C.C	Other Arabs	Int'l	Total	
Hum. & Social Sc.	3518	201	48	222	48	4037	العلوم الإنسانية والاجتماعية
Science	880	64	23	283	45	1295	العلوم
Education	555	35	20	30	4	644	التربية
Business & Economics	1559	96	42	212	53	1962	الإدارة والاقتصاد
Law	786	72	23	43	5	929	القانون
Food & Agriculture	574	47	7	73	10	711	الأغذية والزراعة
Engineering	2301	187	13	203	31	2735	الهندسة
Medicine & Health Sc.	486	39	1	7	4	537	الطب والعلوم الصحية
Information Technology	885	61	0	2	2	950	تقنية المعلومات
Master	464	0	33	281	86	864	الماجستير
Doctorate	90	0	12	58	61	221	دكتوراه
Professional Doctor Of Pharmacy	18	0	2	11	2	33	دكتور صيدلي
<b>Total</b>	<b>12116</b>	<b>802</b>	<b>224</b>	<b>1425</b>	<b>351</b>	<b>14918</b>	<b>الإجمالي</b>

## Registered by Nationality (%)



## Registered by Gender



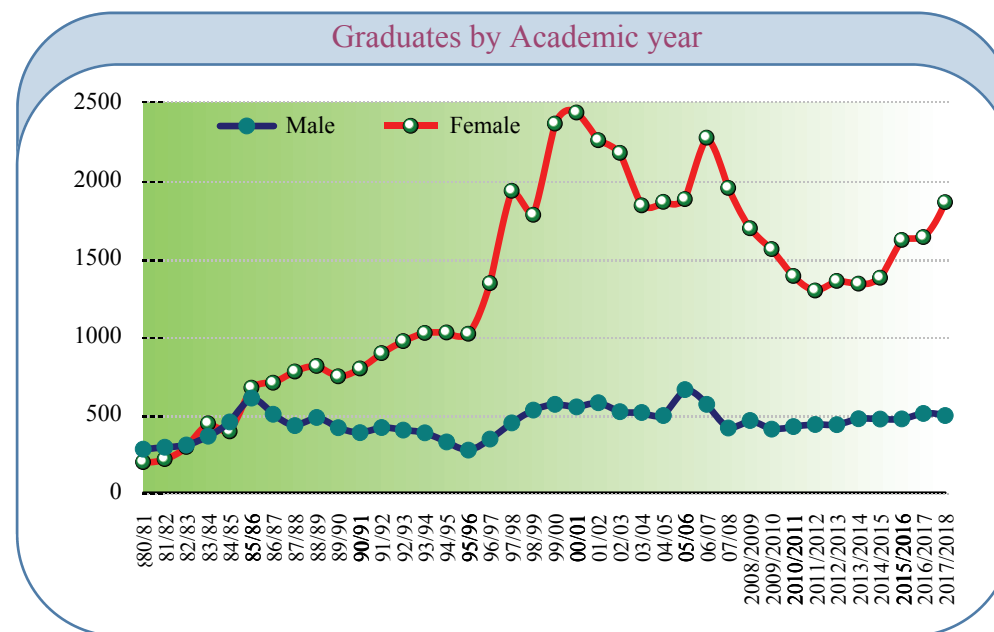
	80/81	81/82	82/83	83/84	84/85	85/86	86/87	87/88	88/89	89/90	90/91	91/92	92/93	93/94	94/95	95/96	96/97	97/98	
Male	278	290	304	361	452	605	501	428	480	415	383	416	400	382	324	272	342	445	ذكور
Female	194	213	291	442	391	670	701	774	809	742	794	891	968	1021	1023	1016	1340	1931	إناث
<b>Total</b>	<b>472</b>	<b>503</b>	<b>595</b>	<b>803</b>	<b>843</b>	<b>1275</b>	<b>1202</b>	<b>1202</b>	<b>1289</b>	<b>1157</b>	<b>1177</b>	<b>1307</b>	<b>1368</b>	<b>1403</b>	<b>1347</b>	<b>1288</b>	<b>1682</b>	<b>2376</b>	<b>إجمالي</b>

	98/99	99/00	00/01	01/02	02/03	03/04	04/05	05/06	06/07	07/08	08/09	09/10	10/11	11/12	12/13	13/14	14/15	15/16	16/17	17/18	
Male	527	565	548	575	517	512	493	659	565	413	461	406	422	436	434	473	470	471	506	493	ذكور
Female	1777	2361	2432	2255	2174	1838	1860	1878	2272	1950	1691	1558	1386	1293	1355	1337	1375	1617	1635	1858	إناث
<b>Total</b>	<b>2304</b>	<b>2926</b>	<b>2980</b>	<b>2830</b>	<b>2691</b>	<b>2350</b>	<b>2353</b>	<b>2537</b>	<b>2837</b>	<b>2363</b>	<b>2152</b>	<b>1964</b>	<b>1808</b>	<b>1729</b>	<b>1789</b>	<b>1810</b>	<b>1845</b>	<b>2088</b>	<b>2141</b>	<b>2351</b>	<b>إجمالي</b>

## Graduates by College and Gender 2017/2018

	Male	Female	Total	
Hum. & Social Sc.	65	647	712	العلوم الإنسانية والاجتماعية
Science	46	158	204	العلوم
Education		92	92	التربية
Business & Economics	101	232	333	الإدارة والاقتصاد
Law	48	97	145	القانون
Food & Agriculture	9	102	111	الأغذية والزراعة
Engineering	101	225	326	الهندسة
Medicine & Health Sc.	15	61	76	الطب والعلوم الصحية
Information Technology	18	79	97	تقنية المعلومات
Master	81	148	229	الماجستير
Professional Doctor Of Pharmacy		1	1	دكتور صيدلي
Doctorate	9	16	25	دكتوراه
<b>Total</b>	<b>493</b>	<b>1858</b>	<b>2351</b>	<b>الإجمالي</b>

### Graduates by Academic year



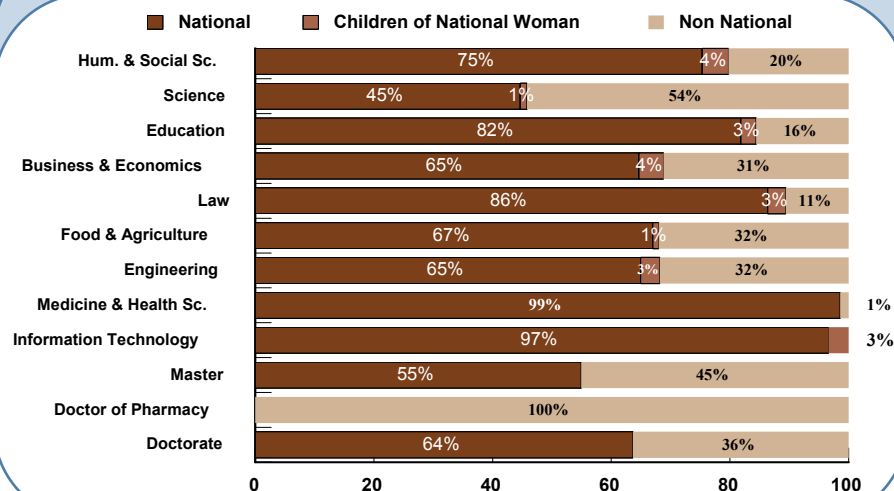
## Graduates by College , Nationality and Emirate

## الخريجون حسب الكلية والجنسية والإمارة

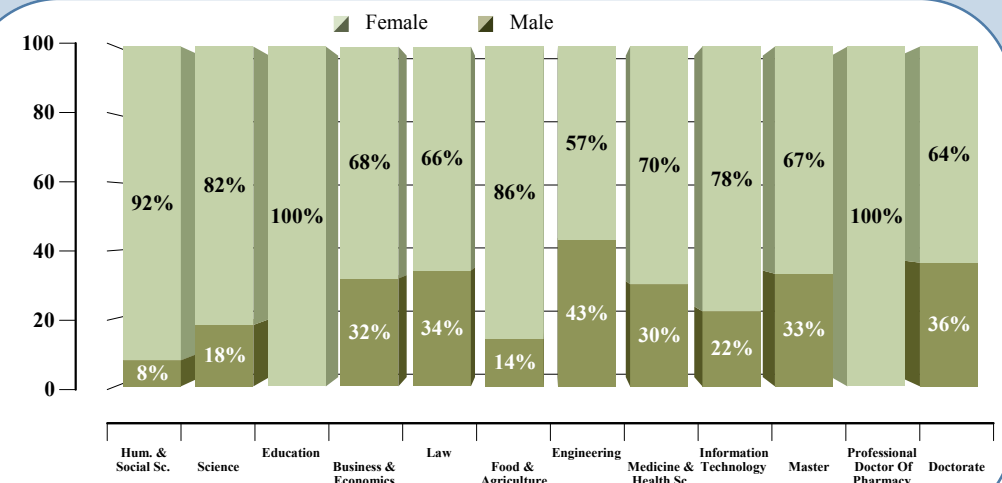
	Abu Dhabi	Dubai	Sharjah	R.A.K	Ajman	Fujairah	U.Q.	Int'l	Total
Hum. & Social Sc.	435	21	52	114	16	65	8	1	712
Science	121	11	14	20	9	23	5	1	204
Education	45	4	6	24	1	7	2	3	92
Business & Economics	272	9	4	14	7	23	3	1	333
Law	104	11	5	12	3	7	2	1	145
Food & Agriculture	88	3	4	7	2	7			111
Engineering	192	29	26	31	5	39	4		326
Medicine & Health Sc.	48	7	6	2	2	9	2		76
Information Technology	59		4	20	1	12	1		97
Master	194	10	6	6	7	5		1	229
Doctor of Pharmacy	1								1
Doctorate	17	2	1	4		1			25
<b>Total</b>	<b>1576</b>	<b>107</b>	<b>128</b>	<b>254</b>	<b>53</b>	<b>198</b>	<b>27</b>	<b>8</b>	<b>2351</b>

	U.A.E.	Children of National Woman	G.C.C	Other Arabs	Int'l	Total	
Hum. & Social Sc.	563	35	12	90	12	712	العلوم الإنسانية والاجتماعية
Science	88	2	5	100	9	204	العلوم
Education	73	4	9	6		92	التربية
Business & Economics	197	10	15	103	8	333	الإدارة والاقتصاد
Law	116	10	4	14	1	145	القانون
Food & Agriculture	76	3	1	27	4	111	الأغذية والزراعة
Engineering	252	13	3	48	10	326	الهندسة
Medicine & Health Sc.	70	5			1	76	الطب والعلوم الصحية
Information Technology	95	1		1		97	تقنية المعلومات
Master	131		6	60	32	229	الماجستير
Doctor of Pharmacy				1			دكتور صيدلي
Doctorate	16		1	7	1	25	دكتوراه
<b>Total</b>	<b>1677</b>	<b>83</b>	<b>56</b>	<b>457</b>	<b>78</b>	<b>2351</b>	<b>الإجمالي</b>

### Graduates by Nationality (%)



### Graduates by Gender



	Faculty	Instructor	T.A.	
Hum. & Social Sc.	127	19	21	العلوم الإنسانية والاجتماعية
Science	101	25	8	العلوم
Education	35	1	6	التربية
Business & Economics	66	14	5	الإدارة والاقتصاد
Law	48	1	7	القانون
Food & Agriculture	35	14	1	الأغذية والزراعة
Engineering	88	20	11	الهندسة
Medicine & Health Sc.	104	8	9	الطب والعلوم الصحية
Information Technology	33	10	4	تقنية المعلومات
	<b>637</b>	<b>112</b>	<b>72</b>	

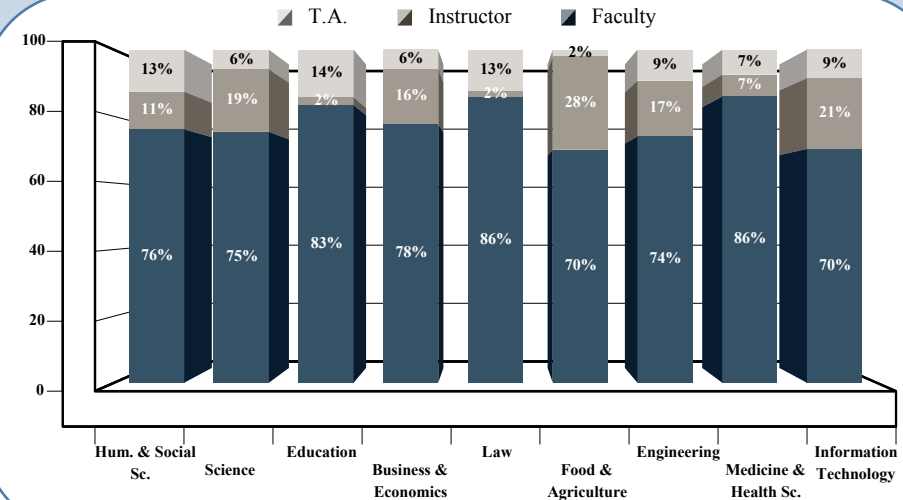
	Male	Female	Total	
Faculty	509	128	<b>637</b>	أعضاء هيئة التدريس
Instructor	72	40	<b>112</b>	المدرسين خارج الهيئة
T.A.	37	35	<b>72</b>	المعيدين

### Lecturers \*

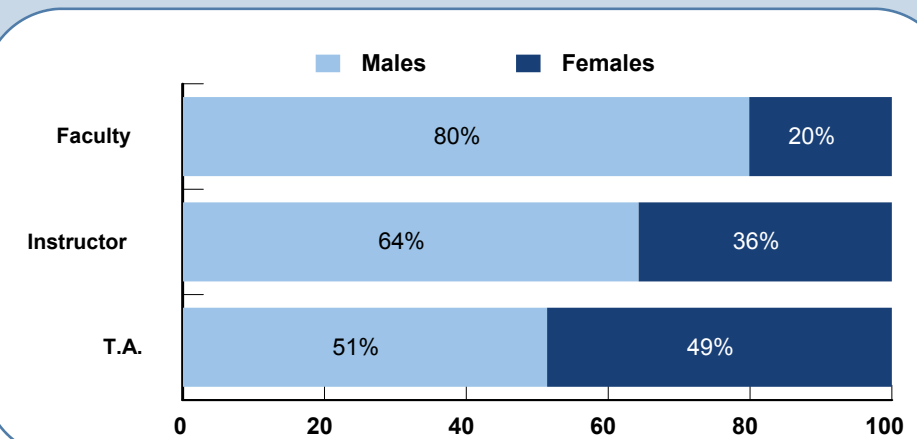
	Male	Female	Total	
Lecturers	119	69	<b>188</b>	محاضرون

\* Staff at University College

Academic staff by College and job title



Academic staff by gender and job title (%)





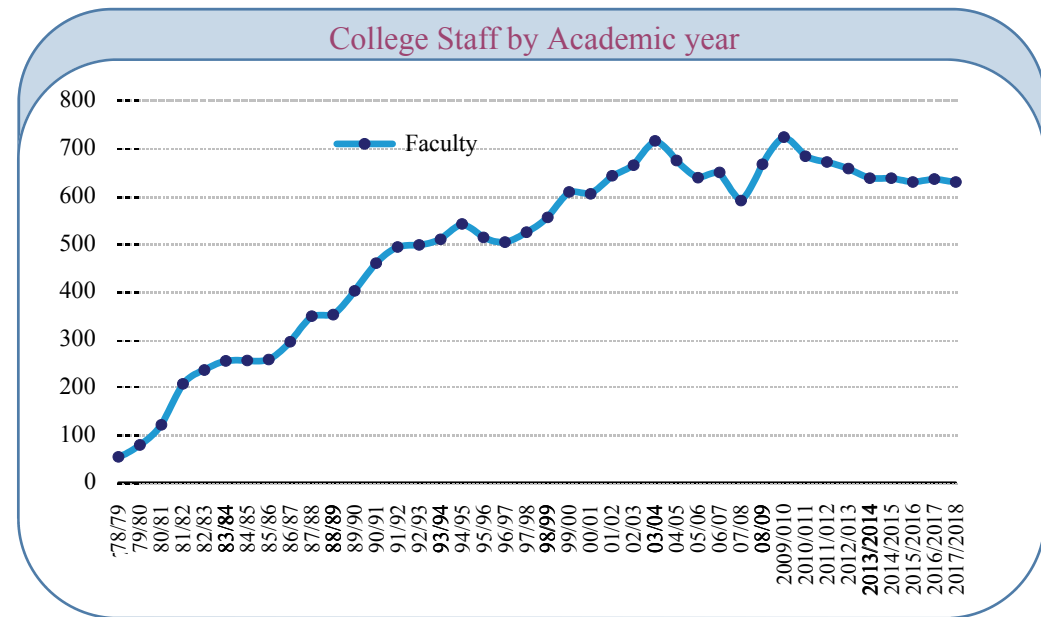
	77/78	78/79	79/80	80/81	81/82	82/83	83/84	84/85	85/86	86/87	87/88	88/89	89/90	90/91	91/92	92/93	93/94	94/95	95/96	96/97	97/98	إجمالي
<b>Total</b>	54	79	121	207	236	255	256	258	295	349	352	402	460	494	498	510	542	514	504	525	556	

	98/99	99/00	00/01	01/02	02/03	03/04	04/05	05/06	06/07	07/08	08/09	09/10	10/10/11	11/11/12	12/12/13	13/13/14	14/14/15	15/15/16	16/16/17	17/17/18	إجمالي
<b>Total</b>	609	605	643	665	716	675	639	650	591	667	724	684	672	658	638	638	630	636	630	637	

## College members by College and Gender 2017/2018

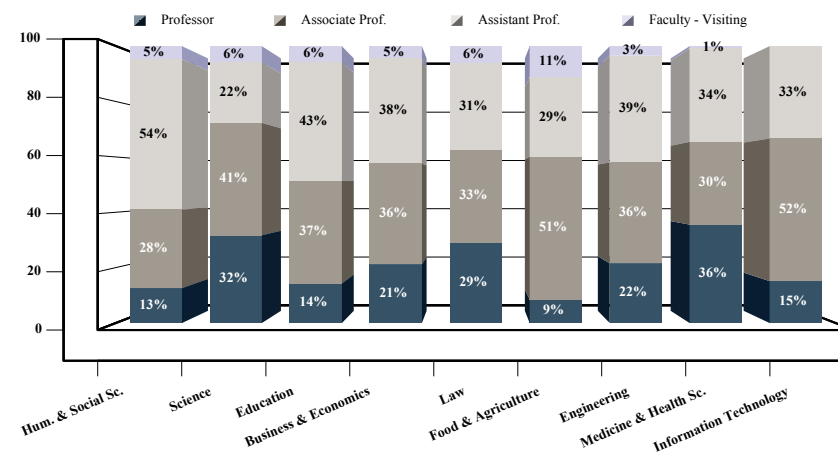
	Male	Female	Total	
Hum. & Social Sc.	80	47	127	العلوم الإنسانية والاجتماعية
Science	89	12	101	العلوم
Education	25	10	35	التربية
Business & Economics	54	12	66	الإدارة والاقتصاد
Law	42	6	48	القانون
Food & Agriculture	28	7	35	الأغذية والزراعة
Engineering	83	5	88	الهندسة
Medicine & Health Sc.	80	24	104	الطب والعلوم الصحية
Information Technology	28	5	33	تقنية المعلومات
<b>Total</b>	<b>509</b>	<b>128</b>	<b>637</b>	<b>الإجمالي</b>

College Staff by Academic year



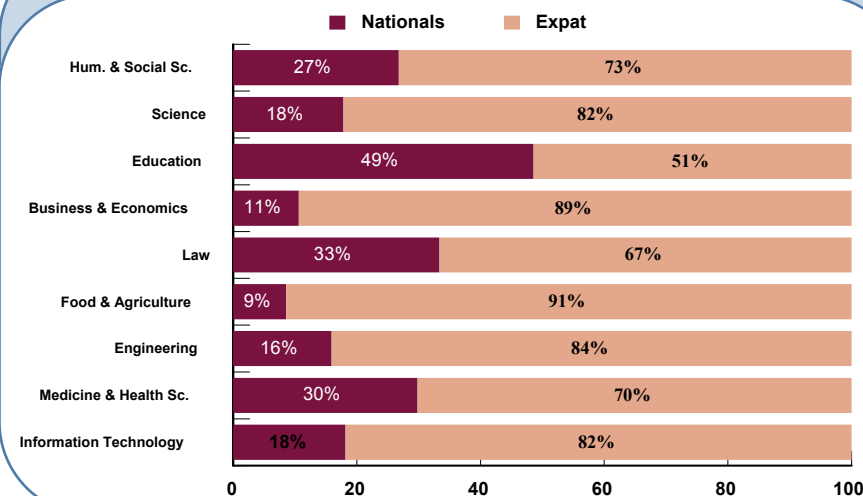
	Professor	Associate Prof.	Assistant Prof.	College - Visiting	Total	
Hum. & Social Sc.	16	36	69	6	127	العلوم الإنسانية والاجتماعية
Science	32	41	22	6	101	العلوم
Education	5	13	15	2	35	التربية
Business & Economics	14	24	25	3	66	الإدارة والاقتصاد
Law	14	16	15	3	48	القانون
Food & Agriculture	3	18	10	4	35	الأغذية والزراعة
Engineering	19	32	34	3	88	الهندسة
Medicine & Health Sc.	37	31	35	1	104	الطب والعلوم الصحية
Information Technology	5	17	11		33	تقنية المعلومات
<b>Total</b>	<b>145</b>	<b>228</b>	<b>236</b>	<b>28</b>	<b>637</b>	<b>الإجمالي</b>

### College members by College and Academic Rank ( % )



	National	Expat.	Total	
Hum. & Social Sc.	34	93	127	العلوم الإنسانية والاجتماعية
Science	18	83	101	العلوم
Education	17	18	35	التربية
Business & Economics	7	59	66	الإدارة والاقتصاد
Law	16	32	48	القانون
Food & Agriculture	3	32	35	الأغذية والزراعة
Engineering	14	74	88	الهندسة
Medicine & Health Sc.	31	73	104	الطب والعلوم الصحية
Information Technology	6	27	33	تقنية المعلومات
	<b>146</b>	<b>491</b>	<b>637</b>	

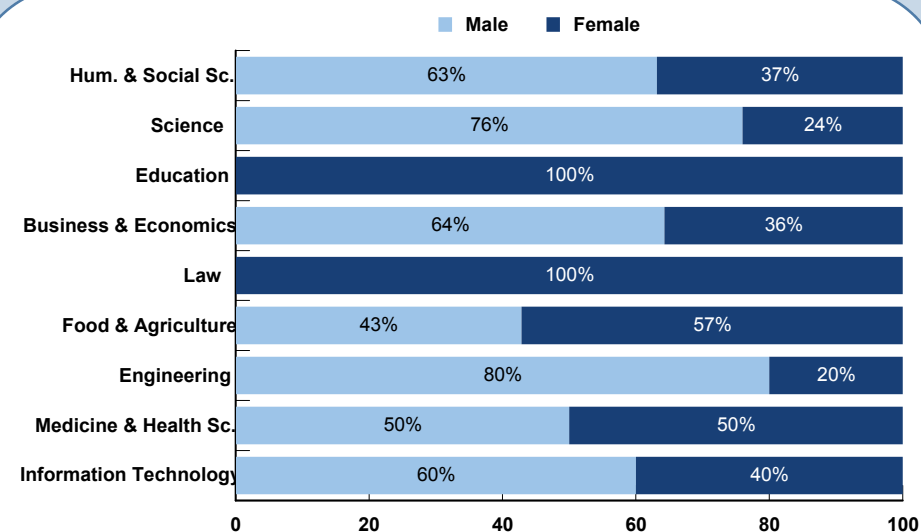
### College members by College and Nationality ( % )



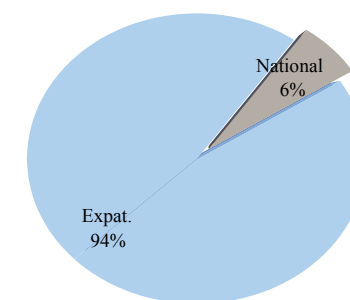
	Male	Female.	Total	
Hum. & Social Sc.	12	7	19	العلوم الإنسانية والاجتماعية
Science	19	6	25	العلوم
Education	0	1	1	التربية
Business & Economics	9	5	14	الإدارة والاقتصاد
Law	0	1	1	القانون
Food & Agriculture	6	8	14	الأغذية والزراعة
Engineering	16	4	20	الهندسة
Medicine & Health Sc.	4	4	8	الطب والعلوم الصحية
Information Technology	6	4	10	تقنية المعلومات
<b>Total</b>	<b>72</b>	<b>40</b>	<b>112</b>	<b>الإجمالي</b>

	National	Expat.	Total	
Hum. & Social Sc.	1	18	19	العلوم الإنسانية والاجتماعية
Science	2	23	25	العلوم
Education	1	0	1	التربية
Business & Economics	0	14	14	الإدارة والاقتصاد
Law	1	0	1	القانون
Food & Agriculture	1	13	14	الأغذية والزراعة
Engineering	0	20	20	الهندسة
Medicine & Health Sc.	1	7	8	الطب والعلوم الصحية
Information Technology	1	9	10	تقنية المعلومات
<b>Total</b>	<b>7</b>	<b>105</b>	<b>112</b>	<b>الإجمالي</b>

### Instructors by College and Gender

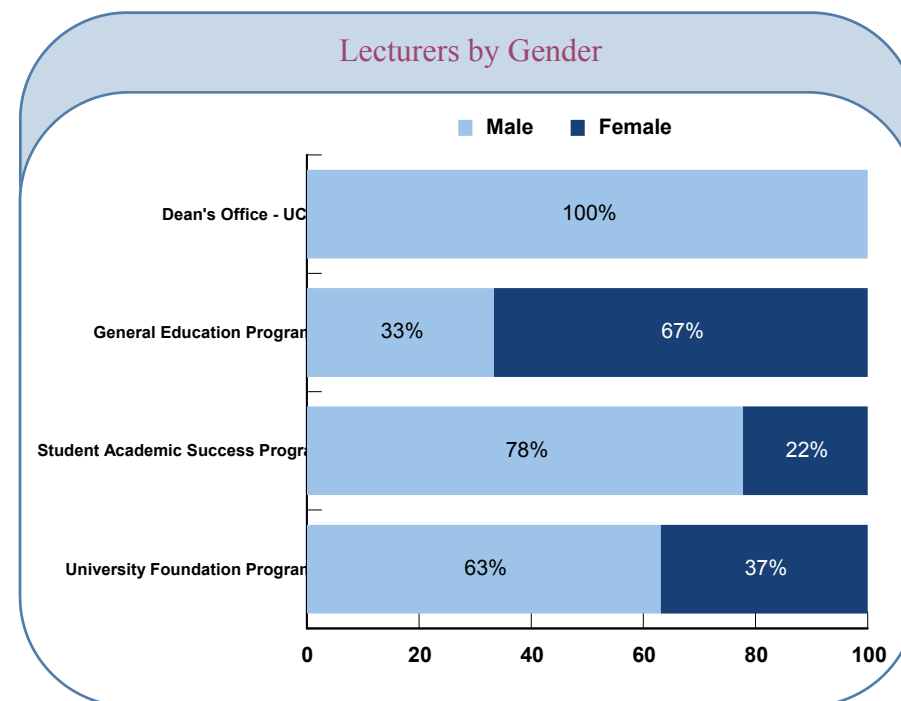


### Instructors by nationality



## Lecturers at UGRU by Academic Unit and Gender 2017/2018

	Male	Female	Total	
Dean's Office - UC	1	0	1	مكتب عميد— الكلية الجامعية
General Education Program	3	6	9	برنامج التعليم العام
Student Academic Success Program	14	4	18	برنامج النجاح الأكاديمي للطلبة
University Foundation Program	97	57	154	برنامج الدراسات التأسيسية الجامعية
<b>Total</b>	<b>115</b>	<b>67</b>	<b>182</b>	<b>الإجمالي</b>



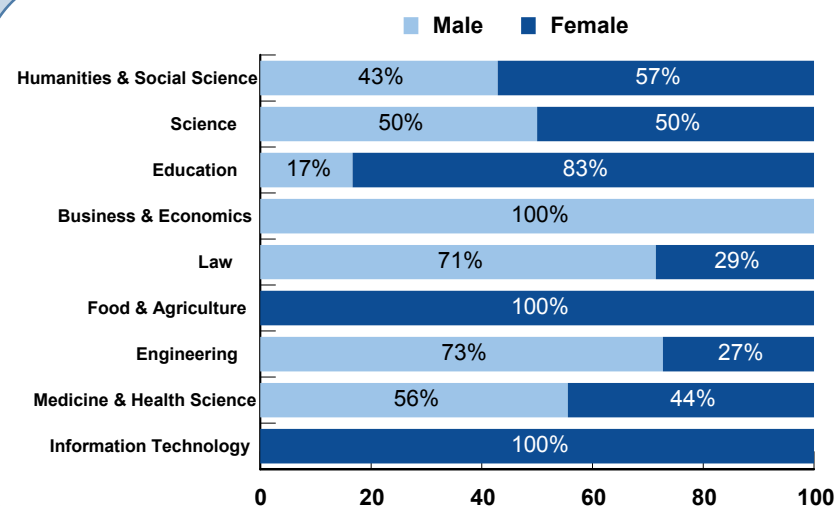
## Resident

	Male	Female	Total	
Hum. & Social Sc.	1	2	3	العلوم الإنسانية والاجتماعية
Science	3	0	3	العلوم
Education	0	1	1	التربية
Business & Economics	2	0	2	الإدارة والاقتصاد
Engineering	1	1	2	الهندسة
Medicine & Health Sc.	1	1	2	الطب والعلوم الصحية
Information Technology	0	3	3	تقنية المعلومات
<b>Total</b>	<b>8</b>	<b>8</b>	<b>16</b>	<b>الإجمالي</b>

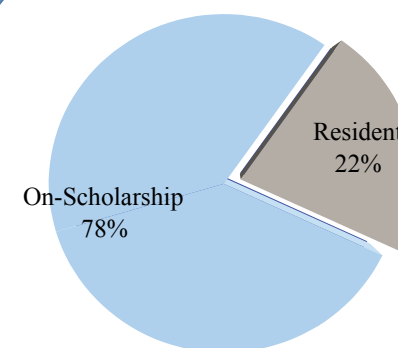
## On-Scholarship

	Male	Female	Total	
Hum. & Social Sc.	8	10	18	العلوم الإنسانية والاجتماعية
Science	1	4	5	العلوم
Education	1	4	5	التربية
Business & Economics	3		3	الإدارة والاقتصاد
Law	5	2	7	القانون
Food & Agriculture		1	1	الأغذية والزراعة
Engineering	7	2	9	الهندسة
Medicine & Health Sc.	4	3	7	الطب والعلوم الصحية
Information Technology		1	1	تقنية المعلومات
<b>Total</b>	<b>29</b>	<b>27</b>	<b>56</b>	<b>الإجمالي</b>

## Teaching Assistant by College and Gender (%)



## Teaching Assistant by status



Executive	National	Expat.	Total	
Female	18	0	18	إناث
Male	13	6	19	ذكور
<b>Total</b>	<b>31</b>	<b>6</b>	<b>37</b>	<b>الإجمالي</b>

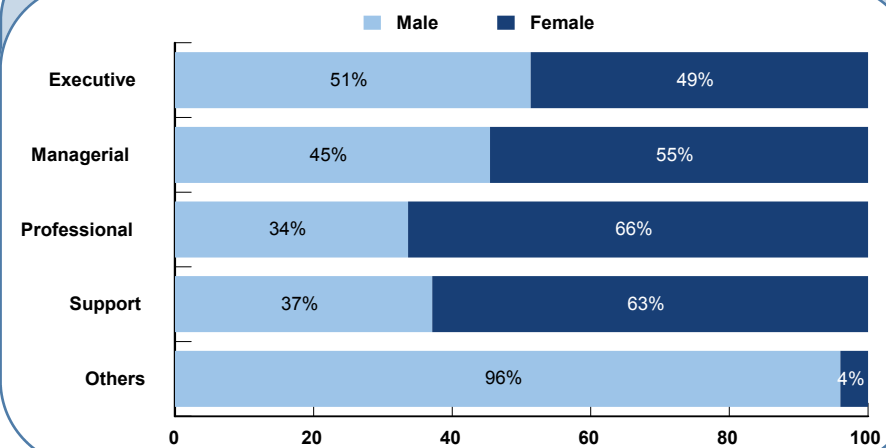
Managerial	National	Expat	Total	
Female	29	1	30	إناث
Male	14	11	25	ذكور
<b>Total</b>	<b>43</b>	<b>12</b>	<b>55</b>	<b>الإجمالي</b>

Professional	National	Expat	Total	
Female	178	43	221	إناث
Male	21	91	112	ذكور
<b>Total</b>	<b>199</b>	<b>134</b>	<b>333</b>	<b>الإجمالي</b>

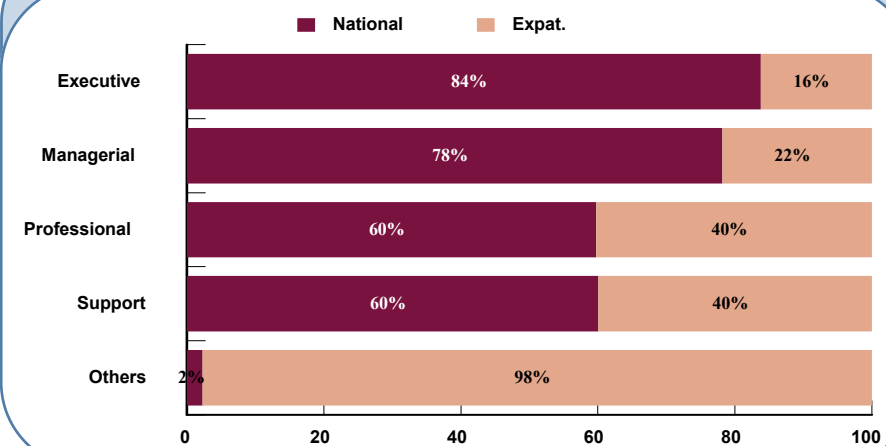
Support	National	Expat	Total	
Female	344	34	378	إناث
Male	17	206	223	ذكور
<b>Total</b>	<b>361</b>	<b>240</b>	<b>601</b>	<b>الإجمالي</b>

Others	National	Expat	Total	
Female	1	13	14	إناث
Male	7	330	337	ذكور
<b>Total</b>	<b>8</b>	<b>343</b>	<b>351</b>	<b>الإجمالي</b>

### Staff by Gender and Job Type ( % )



### Staff by Nationality and Job Type ( % )



# Chapter TWO

## College Statistics

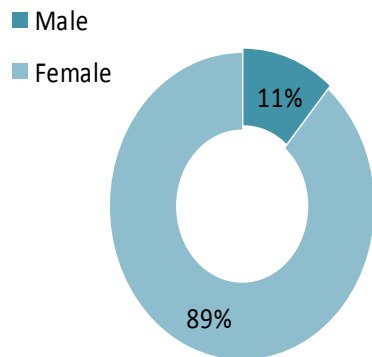
New Enrollments in Academic years 1977-1978 through 2017 – 2018

المقبولون للأعوام الجامعية 1977-1978 إلى 2017 – 2018

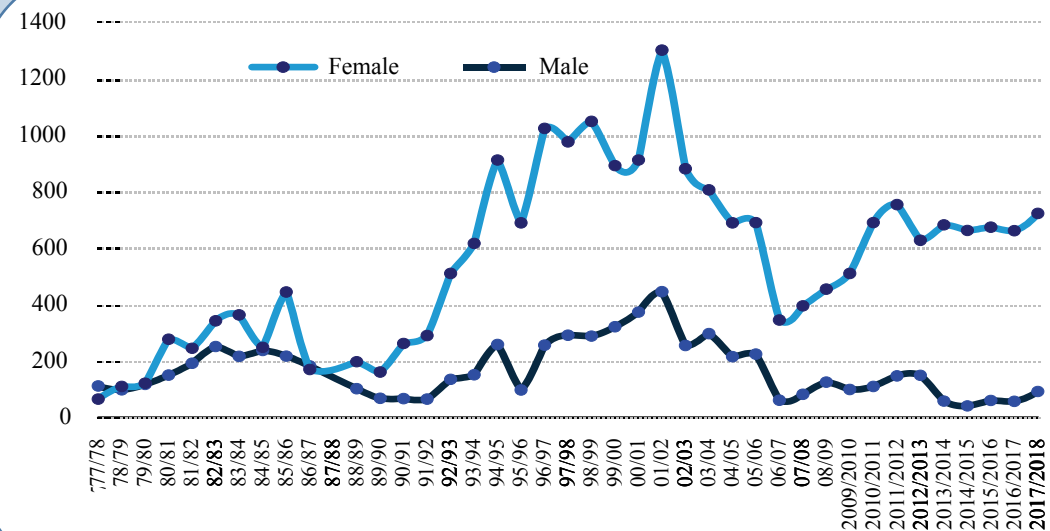
	77/78	78/79	79/80	80/81	81/82	82/83	83/84	84/85	85/86	86/87	87/88	88/89	89/90	90/91	91/92	92/93	93/94	94/95	95/96	96/97	97/98	
Male	111	98	117	150	192	251	216	237	217	182	0	102	68	67	65	135	151	258	97	256	291	ذكور
Female	65	110	121	277	245	342	363	248	444	170	0	197	161	262	290	510	616	912	689	1024	976	إناث
<b>Total</b>	<b>176</b>	<b>208</b>	<b>238</b>	<b>427</b>	<b>437</b>	<b>593</b>	<b>579</b>	<b>485</b>	<b>661</b>	<b>352</b>	<b>0</b>	<b>299</b>	<b>229</b>	<b>329</b>	<b>355</b>	<b>645</b>	<b>767</b>	<b>1170</b>	<b>786</b>	<b>1280</b>	<b>1267</b>	<b>إجمالي</b>

	98/99	99/00	00/01	01/02	02/03	03/04	04/05	05/06	06/07	07/08	08/09	09/10	10/10/11	11/11/12	12/12/13	13/13/14	14/14/15	15/15/16	16/16/17	17/17/18	
Male	288	321	373	445	255	297	215	224	61	82	125	99	120	147	149	58	41	60	57	92	ذكور
Female	1049	892	912	1301	881	806	689	690	345	395	454	510	690	754	627	682	662	674	661	723	إناث
<b>Total</b>	<b>1337</b>	<b>1213</b>	<b>1285</b>	<b>1746</b>	<b>1136</b>	<b>1103</b>	<b>904</b>	<b>914</b>	<b>406</b>	<b>477</b>	<b>579</b>	<b>609</b>	<b>810</b>	<b>901</b>	<b>776</b>	<b>740</b>	<b>703</b>	<b>734</b>	<b>718</b>	<b>815</b>	<b>إجمالي</b>

New Enrollments By Gender (%)



New Enrollments by Academic Year



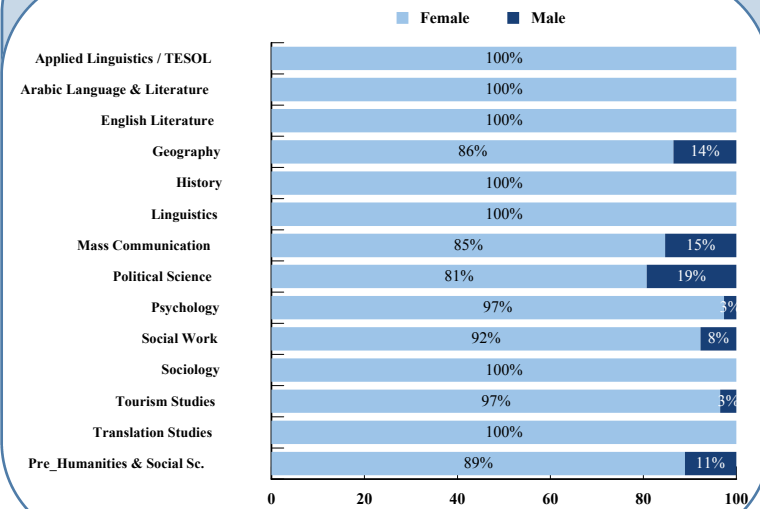


Gender	U.A.E.		Children of National Woman		G.C.C.		Other Arabs		Int'l		Total	النوع
	M	F	M	F	M	F	M	F	M	F		
Applied Linguistics / TESOL	18	0	0	0	3	0	1	0	1	0	23	علم اللغة التطبيق TESOL
Arabic Language & Literature	47	0	4	0	1	0	6	0	0	0	58	اللغة العربية وأدائها
English Literature	78	0	1	0	2	0	10	0	2	0	93	الأدب الإنجليزي
Geography	304	30	10	6	1	0	11	13	0	2	377	جغرافيا عامة
History	132	0	5	0	2	0	5	0	0	0	144	التاريخ
Linguistics	41	0	2	0	1	0	0	0	0	0	44	اللغويات العامة
Mass Communication	217	17	15	5	1	1	45	22	4	6	333	الاتصال الجماهيري
Political Science	209	45	5	1	1	0	7	1	0	6	275	العلوم السياسية
Psychology	149	4	7	0	4	0	15	1	10	0	190	علم النفس
Social Work	205	11	21	5	6	0	8	4	0	0	260	الخدمة الاجتماعية
Sociology	396	0	32	0	11	0	7	0	0	0	446	الاجتماع
Tourism Studies	171	4	17	1	2	0	5	1	1	1	203	دراسات السياحة
Translation Studies	66	0	4	0	3	0	25	0	1	0	99	دراسات الترجمة
Pre_Humanities & Social Sc.	1247	127	47	13	8	1	19	16	6	8	1492	الإعداد لكلية العلوم الإنسانية
<b>Total</b>	<b>3280</b>	<b>238</b>	<b>170</b>	<b>31</b>	<b>46</b>	<b>2</b>	<b>164</b>	<b>58</b>	<b>25</b>	<b>23</b>	<b>4037</b>	<b>الإجمالي</b>

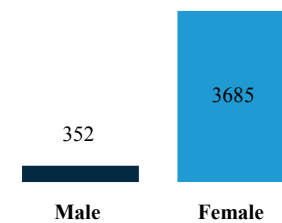
	Abu Dhabi	Dubai	Sharjah	R.A.K	Ajman	Fujairah	U.A.Q	Int'l	Total
Male	260	26	22	21	5	15	3	0	352
Female	2312	117	216	515	89	400	30	6	3685
<b>Total</b>	<b>2572</b>	<b>143</b>	<b>238</b>	<b>536</b>	<b>94</b>	<b>415</b>	<b>33</b>	<b>6</b>	<b>4037</b>

	U.A.E	Children of National Woman	G.C.C	Other Arabs	Int'l	Total	
Male	238	31	2	58	23	352	ذكور
Female	3280	170	46	164	25	3685	إناث
<b>Total</b>	<b>3518</b>	<b>201</b>	<b>48</b>	<b>222</b>	<b>48</b>	<b>4037</b>	<b>الإجمالي</b>

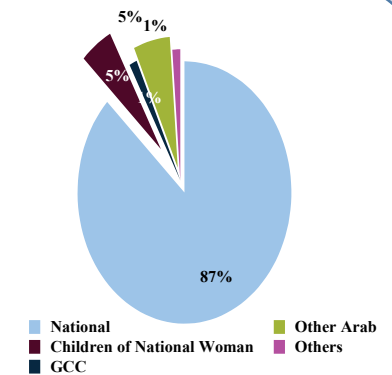
## Registered by Major & Gender



## Registered by Gender



## Registered by Nationality (%)



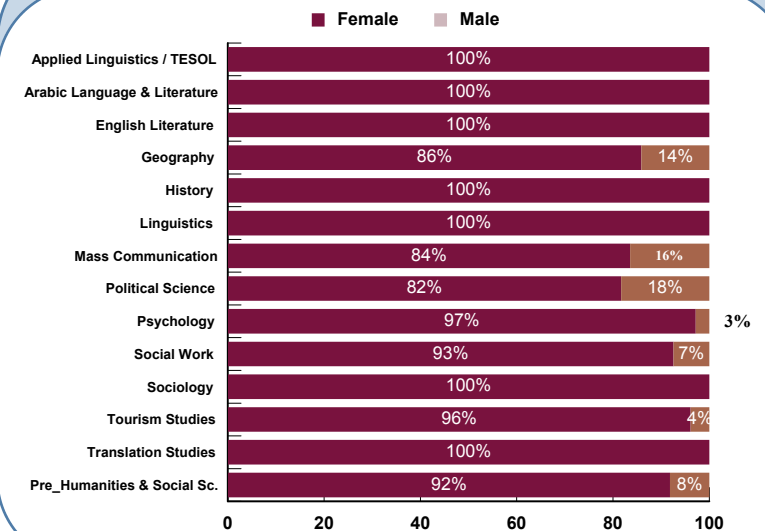
\*- Registered (2017/2018) = Graduates in Fall (2017/2018) + Registered Students in Spring (2017/2018)

Gender	U.A.E.		Children of National Woman		G.C.C.		Other Arabs		Int'l		Total	النوع
	M	F	M	F	M	F	M	F	M	F		
Applied Linguistics / TESOL	0	12	0	1	0	2	0	1	0	1	17	علم اللغة التطبيق TESOL
Arabic Language & Literature	0	40	0	4	0	1	0	7	0	0	52	اللغة العربية وآدابها
English Literature	0	78	0	2	0	2	0	10	0	2	94	الأدب الإنجليزي
Geography	28	272	6	7	0	3	12	10	2	0	340	جغرافيا عامة
History	0	124	0	4	0	3	0	3	0	0	134	التاريخ
Linguistics	0	47	0	1	0	2	0	0	0	0	50	اللغويات العامة
Mass Communication	16	196	4	14	1	2	24	44	6	3	310	الاتصال الجماهيري
Political Science	37	190	1	5	0	0	1	6	6	0	246	العلوم السياسية
Psychology	4	138	0	7	0	4	1	15	0	9	178	علم النفس
Social Work	11	215	5	20	0	6	4	8	0	0	269	الخدمة الاجتماعية
Sociology	0	367	0	32	0	12	0	6	0	0	417	الاجتماع
Tourism Studies	4	154	1	13	0	1	1	5	1	1	181	دراسات السياحة
Translation Studies	0	65	0	3	0	3	0	24	0	1	96	دراسات الترجمة
Pre_Humanities & Social Sc.	99	1357	15	63	0	7	8	20	7	5	1581	الإعدادات لكلية العلوم الإنسانية
<b>Total</b>	<b>199</b>	<b>3255</b>	<b>32</b>	<b>176</b>	<b>1</b>	<b>48</b>	<b>51</b>	<b>159</b>	<b>22</b>	<b>22</b>	<b>3965</b>	

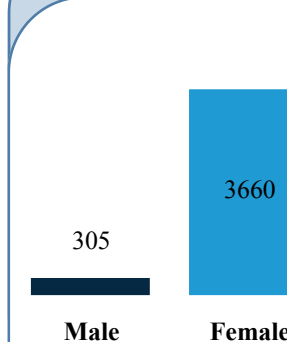
	Abu Dhabi	Dubai	Sharjah	R.A.K	Ajman	Fujairah	U.A.Q	Int'l	Total
Male	223	24	16	20	6	15	1	0	305
Female	2282	119	216	511	88	414	28	2	3660
<b>Total</b>	<b>2505</b>	<b>143</b>	<b>232</b>	<b>531</b>	<b>94</b>	<b>429</b>	<b>29</b>	<b>2</b>	<b>3965</b>

	U.A.E	Children of National Woman	G.C.C	Other Arabs	Int'l	Total	
Male	199	32	1	51	22	305	ذكور
Female	3255	176	48	159	22	3660	إناث
<b>Total</b>	<b>3454</b>	<b>208</b>	<b>49</b>	<b>210</b>	<b>44</b>	<b>3965</b>	<b>الإجمالي</b>

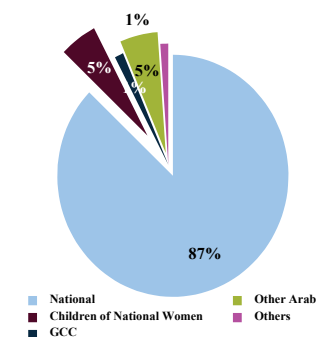
### Registered by Major & Gender



### Registered by Gender

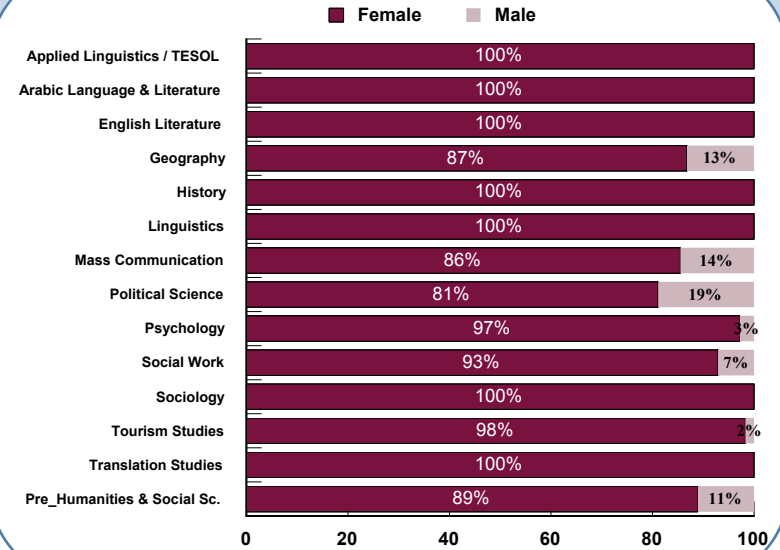


### Registered by National



Gender	U.A.E.		Children of National Woman		G.C.C.		Other Arabs		Int'l		Total	النوع
	M	F	M	F	M	F	M	F	M	F		
Applied Linguistics / TESOL	0	3	0	0	0	1	0	1	0	0	5	علم اللغة التطبيق TESOL
Arabic Language & Literature	0	44	0	4	0	1	0	3	0	0	52	اللغة العربية وأدائها
English Literature	0	67	0	1	0	2	0	6	0	1	77	الأدب الإنجليزي
Geography	26	259	2	8	0	1	12	8	2	0	318	جغرافيا عامة
History	0	115	0	3	0	1	0	5	0	0	124	التاريخ
Linguistics	0	29	0	1	0	1	0	0	0	0	31	اللغويات العامة
Mass Communication	16	196	4	13	1	1	16	36	5	2	290	الاتصال الجماهيري
Political Science	39	177	1	5	0	1	0	6	4	0	233	العلوم السياسية
Psychology	4	142	0	7	0	4	1	11	0	9	178	علم النفس
Social Work	10	182	3	18	0	5	3	5	0	0	226	الخدمة الاجتماعية
Sociology	0	362	0	28	0	8	0	5	0	0	403	الاجتماع
Tourism Studies	2	156	0	16	0	2	0	3	1	0	180	دراسات السياحة
Translation Studies	0	53	0	4	0	3	0	14	0	1	75	دراسات الترجمة
Pre_Humanities & Social Sc.	127	1247	13	47	1	8	16	19	8	6	1492	الإعداد لكلية العلوم الإنسانية
<b>Total</b>	<b>224</b>	<b>3032</b>	<b>23</b>	<b>155</b>	<b>2</b>	<b>39</b>	<b>48</b>	<b>122</b>	<b>20</b>	<b>19</b>	<b>3684</b>	

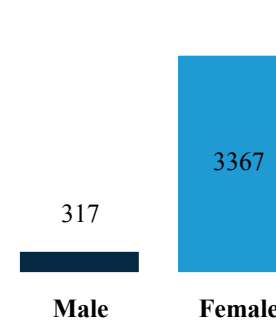
### Registered by Major & Gender



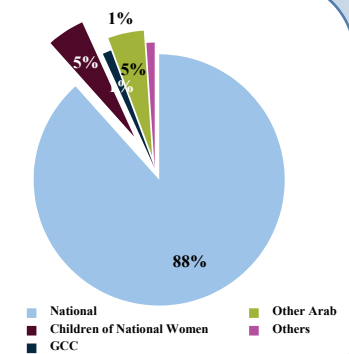
	Abu Dhabi	Dubai	Sharjah	R.A.K	Ajman	Fujairah	U.Q	Int'l	Total
Male	234	4	23	14	18	21	3	0	317
Female	2117	81	110	367	471	194	25	2	3367
<b>Total</b>	<b>2351</b>	<b>85</b>	<b>133</b>	<b>381</b>	<b>489</b>	<b>215</b>	<b>28</b>	<b>2</b>	<b>3684</b>

	U.A.E	Children of National Woman	G.C.C	Other Arabs	Int'l	Total	
Male	224	23	2	48	20	317	ذكور
Female	3032	155	39	122	19	3367	إناث
<b>Total</b>	<b>3256</b>	<b>178</b>	<b>41</b>	<b>170</b>	<b>39</b>	<b>3684</b>	الإجمالي

### Registered by Gender



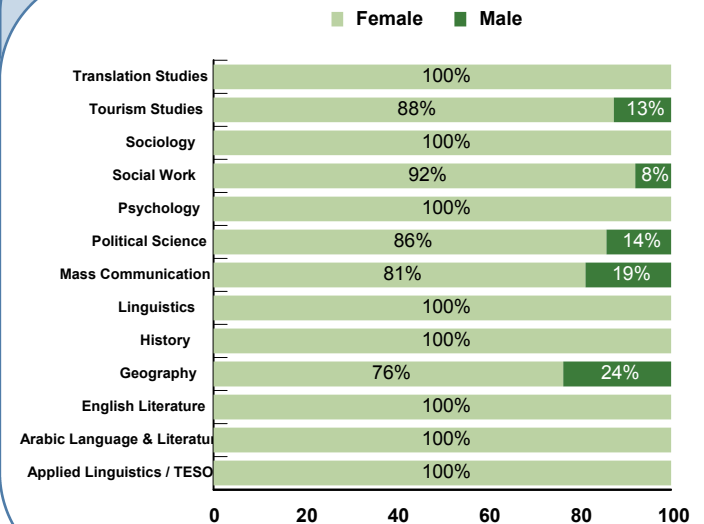
### Registered by National



	U.A.E.		Children of National Woman		G.C.C.		Other Arabs		Int'l		Total	
	M	F	M	F	M	F	M	F	M	F		
Applied Linguistics / TESOL	0	16	0	0	0	2	0	1	0	1	20	علم اللغة التطبيق
Arabic Language &	0	12	0	0	0	1	0	4	0	0	17	اللغة العربية وآدابها
English Literature	0	35	0	0	0	0	0	6	0	1	42	الأدب الإنجليزي
Geography	18	84	5	4	0	0	4	3	1	0	119	جغرافيا عامة
History	0	44	0	2	0	2	0	1	0	0	49	التاريخ
Linguistics	0	29	0	1	0	0	0	0	0	0	30	اللغويات العامة
Mass Communication	2	37	1	2	0	0	9	20	2	2	75	الاتصال الجماهيري
Political Science	8	63	0	0	0	0	1	4	2	0	78	العلوم السياسية
Psychology	0	23	0	0	0	0	0	6	0	2	31	علم النفس
Social Work	3	56	2	6	0	2	1	7	0	0	77	الخدمة الاجتماعية
Sociology	0	69	0	10	0	5	0	3	0	0	87	الاجتماع
Tourism Studies	4	36	1	1	0	0	1	4	0	1	48	دراسات السياحة
Translation Studies	0	24	0	0	0	0	0	15	0	0	39	دراسات الترجمة
<b>Total</b>	<b>35</b>	<b>528</b>	<b>9</b>	<b>26</b>	<b>0</b>	<b>12</b>	<b>16</b>	<b>74</b>	<b>5</b>	<b>7</b>	<b>712</b>	

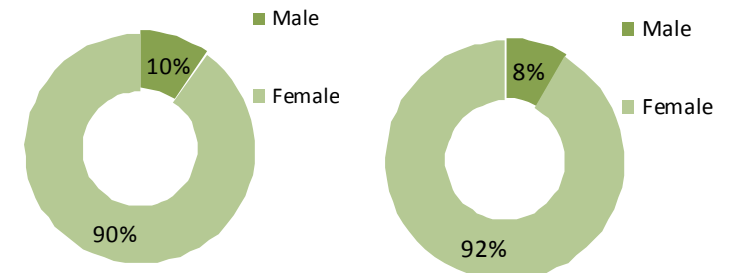
	Abu Dhabi	Dubai	Sharjah	R.A.K	Ajman	Fujairah	Umm Al Quwain	Int'l	Total
Male	46	4	5	7	1	2			65
Female	389	17	47	107	15	63	8	1	647
<b>Total</b>	<b>435</b>	<b>21</b>	<b>52</b>	<b>114</b>	<b>16</b>	<b>65</b>	<b>8</b>	<b>1</b>	<b>712</b>

### Graduates by Major & Gender(%)



### Graduates in Fall Semester

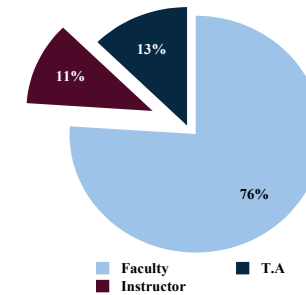
### Graduates in Spring & Summer Semesters



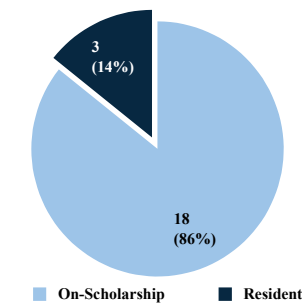
	Faculty member	Instructor	T.A	
Arabic Language & Literature	14	0	0	اللغة العربية وآدابها
History	9	0	1	التاريخ والآثار
Geography	16	2	2	الجغرافيا
Philosophy	8	0	0	الفلسفة
Sociology	10	0	0	الاجتماع
English Language & Literature	8	9	3	اللغة الانجليزية وآدابها
Mass Communication	11	3	3	الاتصال الجماهيري
Psychology & Counseling	16	3	3	علم النفس والارشاد
Social Work	6	1	1	الخدمة الاجتماعية
Political Sciences	11	0	5	العلوم السياسية
Linguistics	10	0	1	علم اللغة
Translation Studies	8	1	2	دراسات الترجمة
<b>Total</b>	<b>127</b>	<b>19</b>	<b>21</b>	<b>الإجمالي</b>

	Faculty member	Instructor	T.A	
Male	80	12	9	ذكور
Female	47	7	12	إناث
<b>Total</b>	<b>127</b>	<b>19</b>	<b>21</b>	<b>الإجمالي</b>

### Academic Staff by Job Title



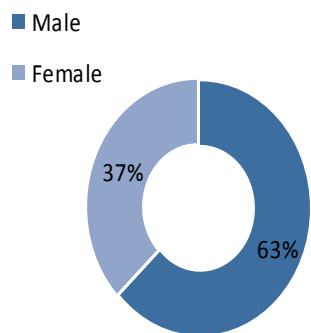
### Teaching Assistant by status



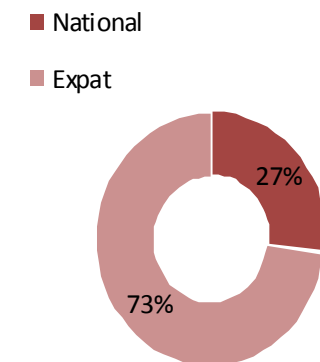
	National	Expat.	Total	
Arabic Language & Literature	6	8	14	اللغة العربية وآدابها
History	2	7	9	التاريخ والآثار
Geography	7	9	16	الجغرافيا
Philosophy	0	8	8	الفلسفة
Sociology	2	8	10	الاجتماع
English Language & Literature	1	7	8	اللغة الانجليزية وآدابها
Mass Communication	3	8	11	الاتصال الجماهيري
Psychology & Counseling	5	11	16	علم النفس والارشاد
Social Work	1	5	6	الخدمة الاجتماعية
Political Sciences	5	6	11	العلوم السياسية
Linguistics	1	9	10	علم اللغة
Translation Studies	1	7	8	دراسات الترجمة
<b>Total</b>	<b>34</b>	<b>93</b>	<b>127</b>	<b>الإجمالي</b>

	Male	Female	Total	
Arabic Language & Literature	9	5	14	اللغة العربية وآدابها
History	6	3	9	التاريخ والآثار
Geography	12	4	16	الجغرافيا
Philosophy	7	1	8	الفلسفة
Sociology	7	3	10	الاجتماع
English Language & Literature	3	5	8	اللغة الانجليزية وآدابها
Mass Communication	6	5	11	الاتصال الجماهيري
Psychology & Counseling	9	7	16	علم النفس والارشاد
Social Work	4	2	6	الخدمة الاجتماعية
Political Sciences	8	3	11	العلوم السياسية
Linguistics	6	4	10	علم اللغة
Translation Studies	3	5	8	دراسات الترجمة
<b>Total</b>	<b>80</b>	<b>47</b>	<b>127</b>	<b>الإجمالي</b>

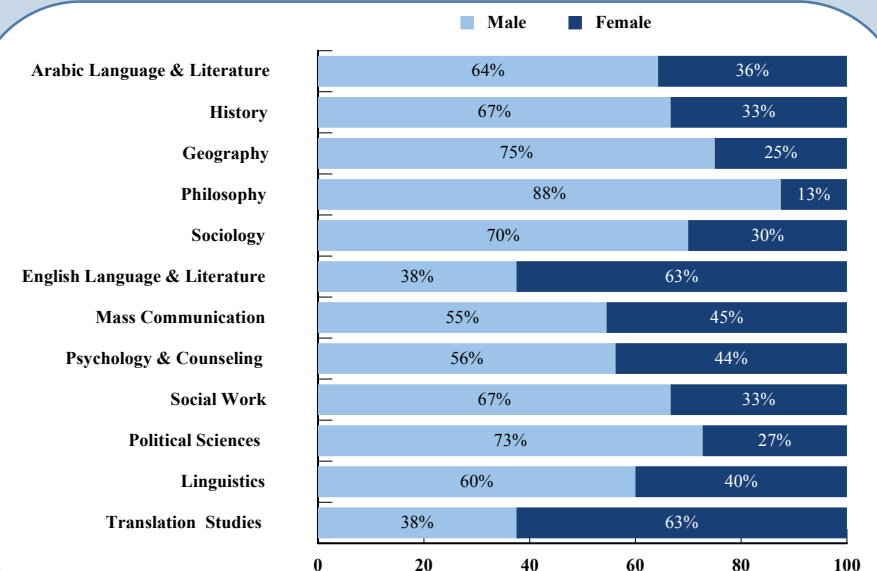
### Faculty Members by Gender



### Faculty Members by Nationality

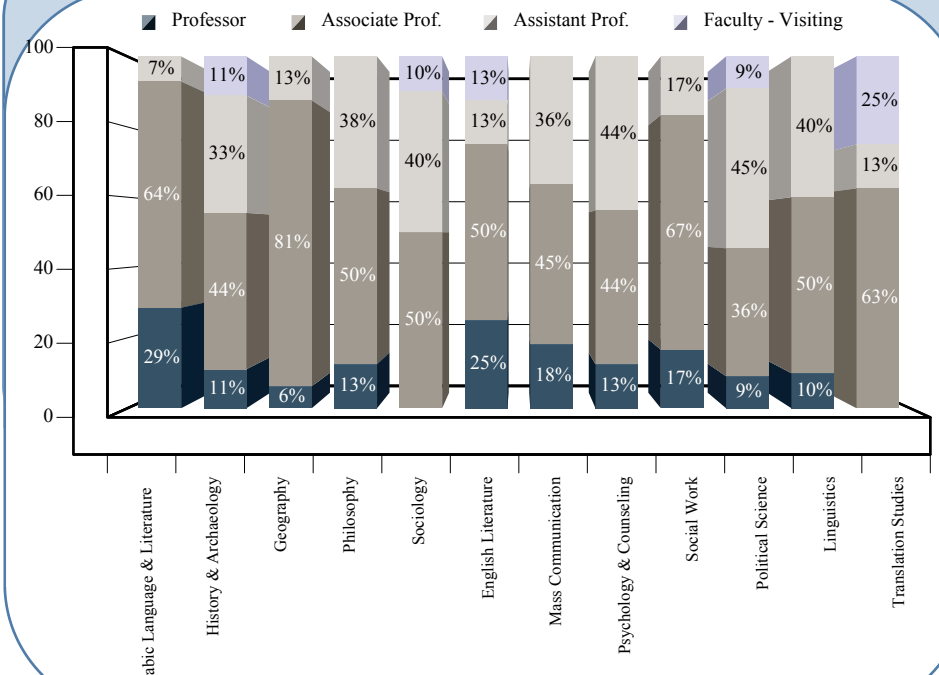


### Faculty Members by Department



	Professor	Associate Prof.	Assistant Prof.	Faculty - Visiting	Total	
Arabic Language & Literature	4	9	1	0	14	اللغة العربية وآدابها
History	1	4	3	1	9	التاريخ والآثار
Geography	1	13	2	0	16	الجغرافيا
Philosophy	1	4	3	0	8	الفلسفة
Sociology	0	5	4	1	10	الاجتماع
English Language & Literature	2	4	1	1	8	اللغة الانجليزية وآدابها
Mass Communication	2	5	4	0	11	الاتصال الجماهيري
Psychology & Counseling	2	7	7	0	16	علم النفس والارشاد
Social Work	1	4	1	0	6	الخدمة الاجتماعية
Political Sciences	1	4	5	1	11	العلوم السياسية
Linguistics	1	5	4	0	10	علم اللغة
Translation Studies	0	5	1	2	8	دراسات الترجمة
<b>Total</b>	<b>16</b>	<b>69</b>	<b>36</b>	<b>6</b>	<b>127</b>	<b>الإجمالي</b>

### Faculty Members by Rank & Department (%)

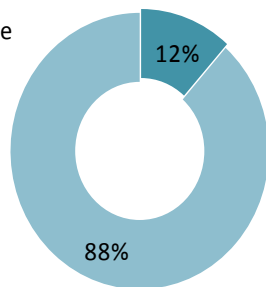


	77/78	78/79	79/80	80/81	81/82	82/83	83/84	84/85	85/86	86/87	87/88	88/89	89/90	90/91	91/92	92/93	93/94	94/95	95/96	96/97	97/98	98/99	
Male	41	34	68	89	89	95	87	125	104	108	83	104	100	99	100	134	182	271	175	253	300	267	ذكور
Female	41	53	73	109	113	124	126	208	221	152	137	151	202	210	227	371	451	543	565	537	692	594	إناث
<b>Total</b>	<b>82</b>	<b>87</b>	<b>141</b>	<b>198</b>	<b>202</b>	<b>219</b>	<b>213</b>	<b>333</b>	<b>325</b>	<b>260</b>	<b>220</b>	<b>255</b>	<b>302</b>	<b>309</b>	<b>327</b>	<b>505</b>	<b>633</b>	<b>814</b>	<b>740</b>	<b>790</b>	<b>992</b>	<b>861</b>	<b>إجمالي</b>

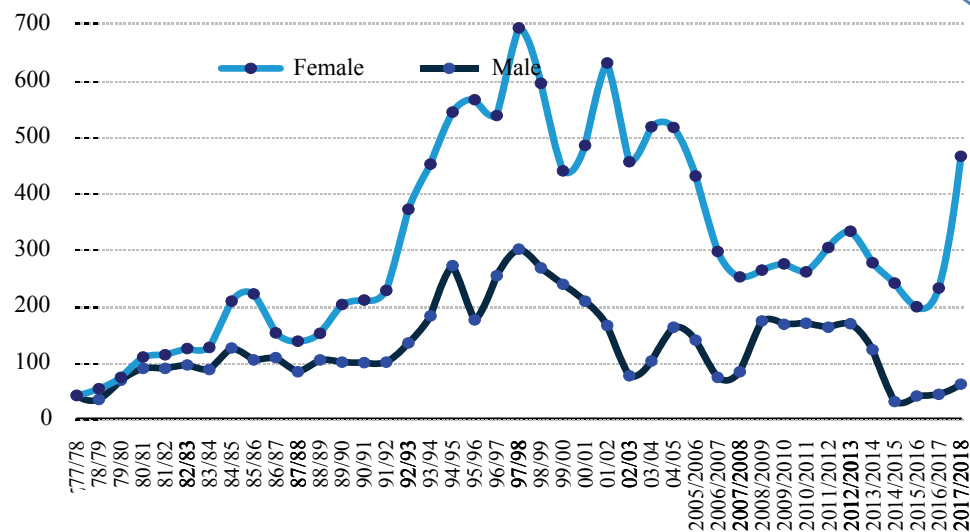
	99/00	00/01	01/02	02/03	03/04	04/05	05/06	06/07	07/08	08/09	09/10	10/10/11	11/11/12	12/12/13	13/13/14	14/14/15	15/15/16	16/16/17	17/17/18	
Male	238	208	165	76	102	162	139	73	83	173	167	169	162	168	122	30	40	43	61	ذكور
Female	439	484	630	455	517	516	430	296	251	263	274	260	303	332	276	240	198	231	465	إناث
<b>Total</b>	<b>677</b>	<b>692</b>	<b>795</b>	<b>531</b>	<b>619</b>	<b>678</b>	<b>569</b>	<b>369</b>	<b>334</b>	<b>436</b>	<b>441</b>	<b>429</b>	<b>465</b>	<b>500</b>	<b>398</b>	<b>270</b>	<b>238</b>	<b>274</b>	<b>526</b>	<b>إجمالي</b>

New Enrollments By Gender (%)

Male  
Female



New Enrollments by Academic Year

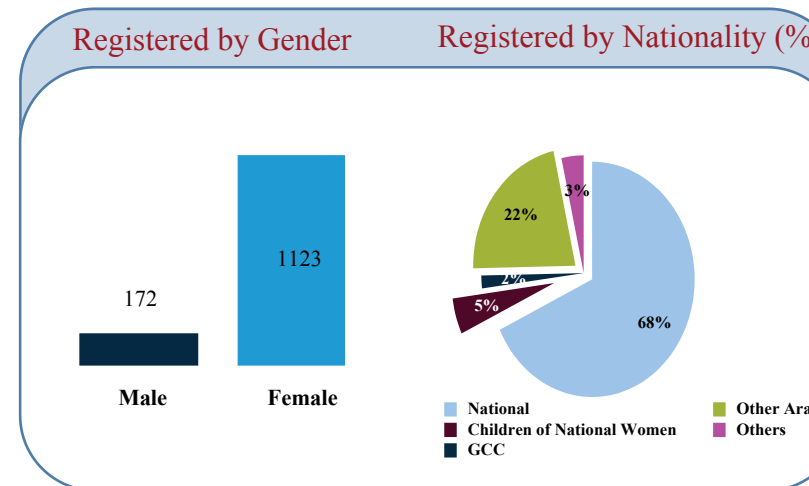
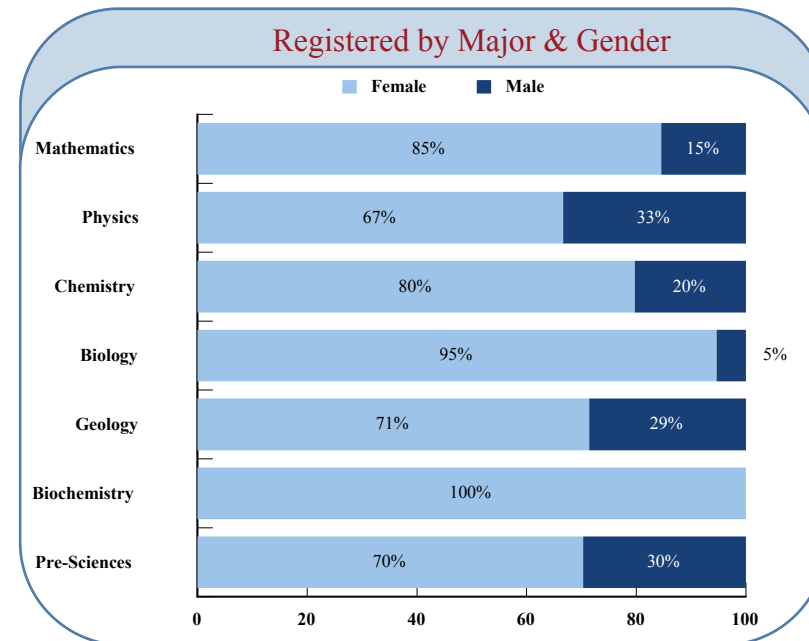




Gender	U.A.E.		Children of National Woman		G.C.C.		Other Arabs		Int'l		Total	النوع
	M	F	M	F	M	F	M	F	M	F		
Mathematical Sciences	4	55	0	2	0	5	12	42	3	0	123	العلوم الرياضية
Physics	4	27	1	1	0	0	14	22	6	0	75	الفيزياء
Chemistry	11	126	3	10	2	4	28	50	5	3	242	الكيمياء
Biology	15	371	0	26	0	6	9	45	2	12	486	علوم الحياة
Geology	5	67	2	6	2	4	16	7	9	1	119	الجيولوجيا
Biochemistry	0	146	0	10	0	0	0	27	0	3	186	كيمياء حيوية
Pre-Sciences	10	39	1	2	0	0	7	4	1	0	64	الإعداد لكلية العلوم
<b>Total</b>	<b>49</b>	<b>831</b>	<b>7</b>	<b>57</b>	<b>4</b>	<b>19</b>	<b>86</b>	<b>197</b>	<b>26</b>	<b>19</b>	<b>1295</b>	<b>الإجمالي</b>

	Abu Dhabi	Dubai	Sharjah	R.A.K	Ajman	Fujairah	U.A.Q	Total
Male	118	15	10	10	9	8	2	172
Female	566	97	82	156	45	163	14	1123
<b>Total</b>	<b>684</b>	<b>112</b>	<b>92</b>	<b>166</b>	<b>54</b>	<b>171</b>	<b>16</b>	<b>1295</b>

	U.A.E	Children of National Woman	G.C.C	Other Arabs	Int'l	Total	
Male	49	7	4	86	26	172	ذكور
Female	831	57	19	197	19	1123	إناث
<b>Total</b>	<b>880</b>	<b>64</b>	<b>23</b>	<b>283</b>	<b>45</b>	<b>1295</b>	<b>الإجمالي</b>



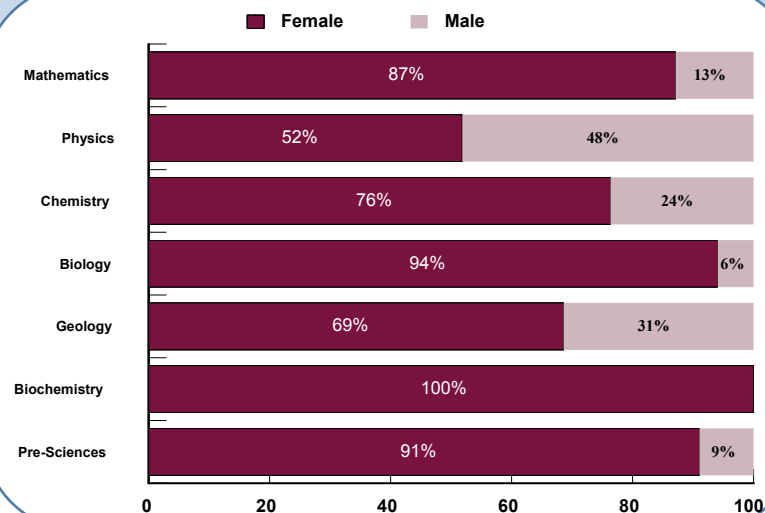
\*- Registered (2017/2018) = Graduates in Fall (2017/2018) + Registered Students in Spring (2017/2018)

Gender	U.A.E.		Children of National Woman		G.C.C.		Other Arabs		Int'l		Total	النوع
	M	F	M	F	M	F	M	F	M	F		
Mathematical Sciences	4	58	1	1	0	4	5	18	2	0	93	العلوم الرياضية
Physics	7	23	1	2	0	0	12	3	6	0	54	الفيزياء
Chemistry	14	136	5	8	2	4	30	34	6	2	241	الكيمياء
Biology	18	371	1	24	0	7	8	43	2	14	488	علوم الحياة
Geology	5	64	2	7	2	4	20	7	9	1	121	الجيولوجيا
Biochemistry	0	145	0	14	0	0	0	25	0	3	187	كيمياء حيوية
Pre-Sciences	2	46	0	2	1	0	1	2	1	1	56	الإعداد لكليات العلوم
<b>Total</b>	<b>50</b>	<b>843</b>	<b>10</b>	<b>58</b>	<b>5</b>	<b>19</b>	<b>76</b>	<b>132</b>	<b>26</b>	<b>21</b>	<b>1240</b>	<b>الإجمالي</b>

	Abu Dhabi	Dubai	Sharjah	R.A.K	Ajman	Fujairah	U.A.Q	Total
Male	115	15	9	10	9	6	3	167
Female	536	91	83	153	37	157	16	1073
<b>Total</b>	<b>651</b>	<b>106</b>	<b>92</b>	<b>163</b>	<b>46</b>	<b>163</b>	<b>19</b>	<b>1240</b>

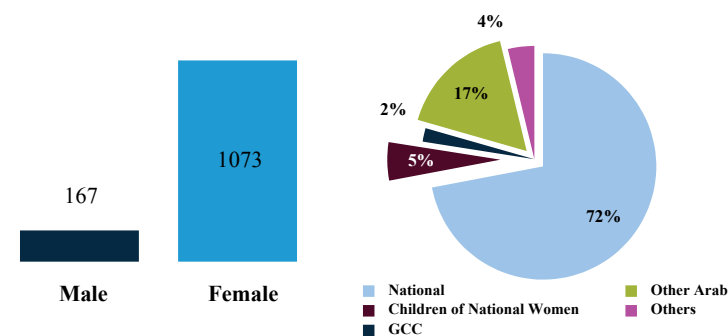
	U.A.E	Children of National Woman	G.C.C	Other Arabs	Int'l	Total	
Male	50	10	5	76	26	167	ذكور
Female	843	58	19	132	21	1073	إناث
<b>Total</b>	<b>893</b>	<b>68</b>	<b>24</b>	<b>208</b>	<b>47</b>	<b>1240</b>	<b>الإجمالي</b>

Registered by Major and Gender



Registered by Gender

Registered by National(%)

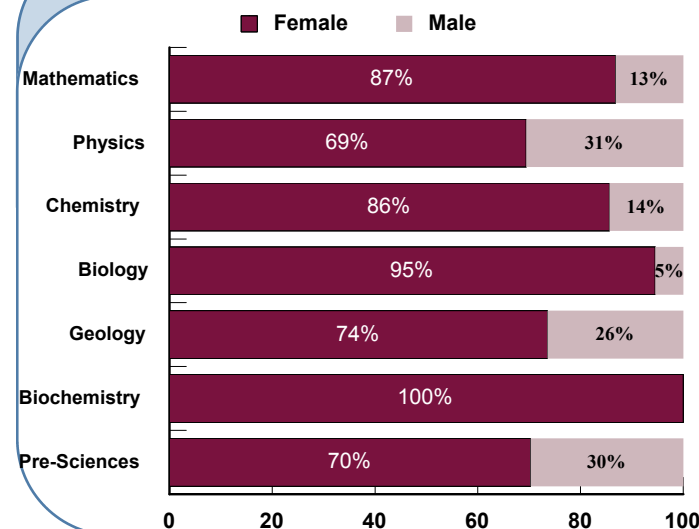


Gender	U.A.E.		Children of National Woman		G.C.C.		Other Arabs		Int'l		Total	النوع
	M	F	M	F	M	F	M	F	M	F		
Mathematical Sciences	4	53	0	2	0	4	8	40	3	0	114	العلوم الرياضية
Physics	4	27	1	1	0	0	12	22	5	0	72	الفيزياء
Chemistry	11	123	2	10	2	4	12	45	4	3	216	الكيمياء
Biology	14	357	0	25	0	5	9	34	2	12	458	علوم الحياة
Geology	5	63	2	6	1	4	11	4	9	1	106	الجيولوجيا
Biochemistry	0	142	0	10	0	0	0	20	0	3	175	كيمياء حيوية
Pre-Sciences	10	39	1	2	0	0	7	4	1	0	64	الإعداد لكلية العلوم
<b>Total</b>	<b>48</b>	<b>804</b>	<b>6</b>	<b>56</b>	<b>3</b>	<b>17</b>	<b>59</b>	<b>169</b>	<b>24</b>	<b>19</b>	<b>1205</b>	<b>الإجمالي</b>

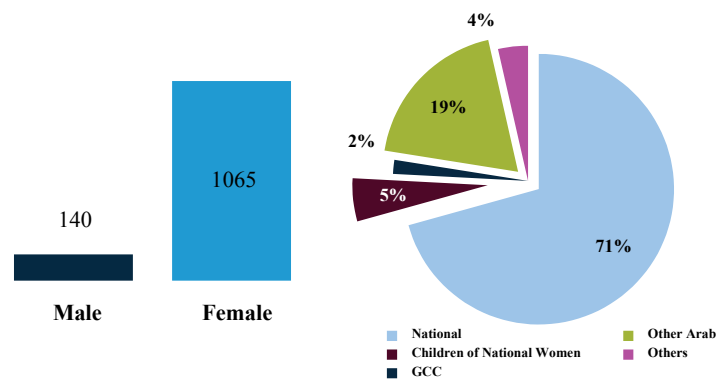
	Abu Dhabi	Dubai	Sharjah	R.A.K	Ajman	Fujairah	U.A.Q	Total
Male	94	8	12	8	8	9	1	140
Female	531	43	96	156	150	78	11	1065
<b>Total</b>	<b>625</b>	<b>51</b>	<b>108</b>	<b>164</b>	<b>158</b>	<b>87</b>	<b>12</b>	<b>1205</b>

	U.A.E	Children of National Woman	G.C.C	Other Arabs	Others	Total	
Male	48	6	3	59	24	140	ذكور
Female	804	56	17	169	19	1065	إناث
<b>Total</b>	<b>852</b>	<b>62</b>	<b>20</b>	<b>228</b>	<b>43</b>	<b>1205</b>	<b>الإجمالي</b>

Registered by Major & Gender



Registered by Gender Registered by National(%)

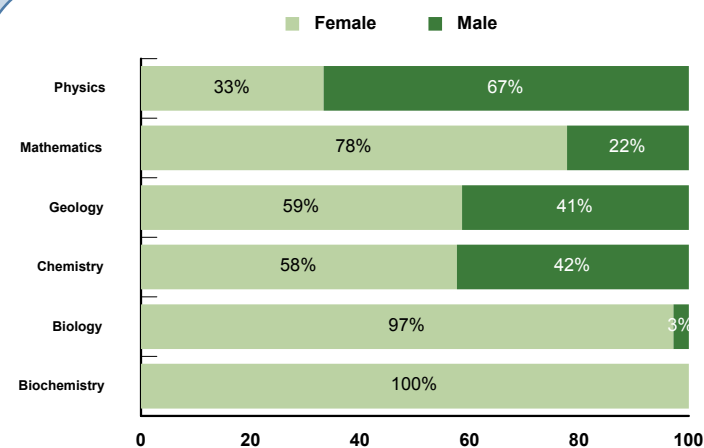


	U.A.E		Children of National Woman		G.C.C		Other Arabs		Int'l		Total	
	M	F	M	F	M	F	M	F	M	F		
Mathematical Sciences		6			1		4	7			18	العلوم الرياضية
Physics		2					5	1	1		9	الفيزياء
Chemistry		12	1		2		18	16	3	1	52	الكيمياء
Biology	1	46		1			1	20		1	72	علوم الحياة
Geology		12			1	1	9	5	2		29	الجيولوجيا
Biochemistry		9					14			1	24	كيمياء حيوية
<b>Total</b>	<b>1</b>	<b>87</b>	<b>1</b>	<b>1</b>	<b>1</b>	<b>4</b>	<b>37</b>	<b>63</b>	<b>6</b>	<b>3</b>	<b>204</b>	<b>الإجمالي</b>

	Abu Dhabi	Dubai	Sharjah	R.A.K	Ajman	Fujairah	U.A.Q	Int'l	Total	
Male	34	3	1	3	4		1		46	ذكور
Female	87	8	13	17	5	23	4	1	158	إناث
<b>Total</b>	<b>121</b>	<b>11</b>	<b>14</b>	<b>20</b>	<b>9</b>	<b>23</b>	<b>5</b>	<b>1</b>	<b>204</b>	<b>الإجمالي</b>

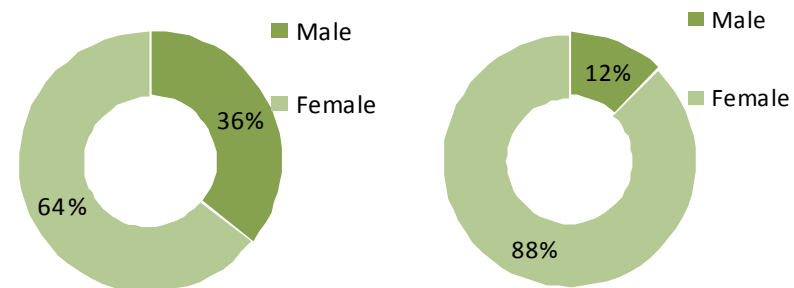
	Male	Female	Total	
U.A.E.	1	87	88	الإمارات
Children of National Woman	1	1	2	الأمهات مواطنات
G.C.C.	1	4	5	دول الخليج
Other Arabs	37	63	100	دول عربية
Int'l	6	3	9	أخرى
<b>Total</b>	<b>46</b>	<b>158</b>	<b>204</b>	<b>الإجمالي</b>

Graduates by Major & Gender(%)

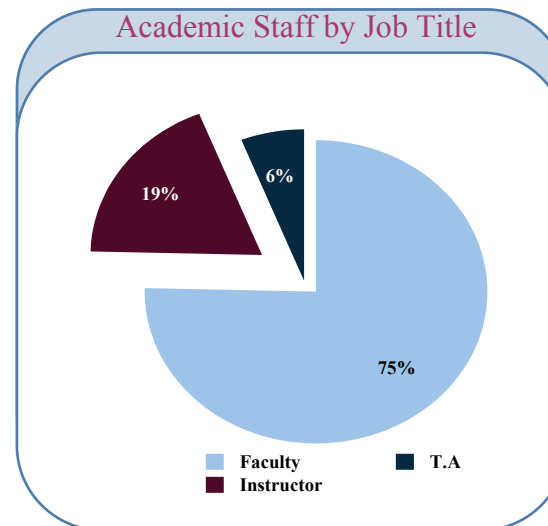


Graduates in Fall Semester

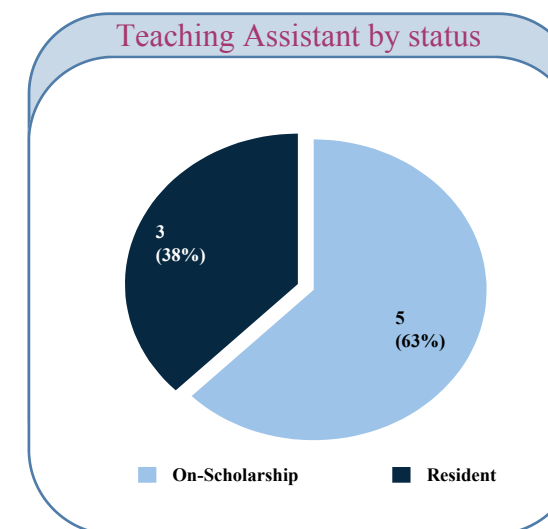
Graduates in Spring & Summer Semesters



	Faculty member	Instructor	T.A	
Mathematical Sciences	24	4	2	العلوم الرياضية
Physics	21	4	2	الفيزياء
Chemistry	23	8	0	الكيمياء
Biology	22	5	3	علوم الحياة
Geology	11	4	1	الجيولوجيا
<b>Total</b>	<b>101</b>	<b>25</b>	<b>8</b>	<b>الإجمالي</b>



	Faculty member	Instructor	T.A	
Male	89	19	4	ذكور
Female	12	6	4	إناث
<b>Total</b>	<b>101</b>	<b>25</b>	<b>8</b>	<b>الإجمالي</b>

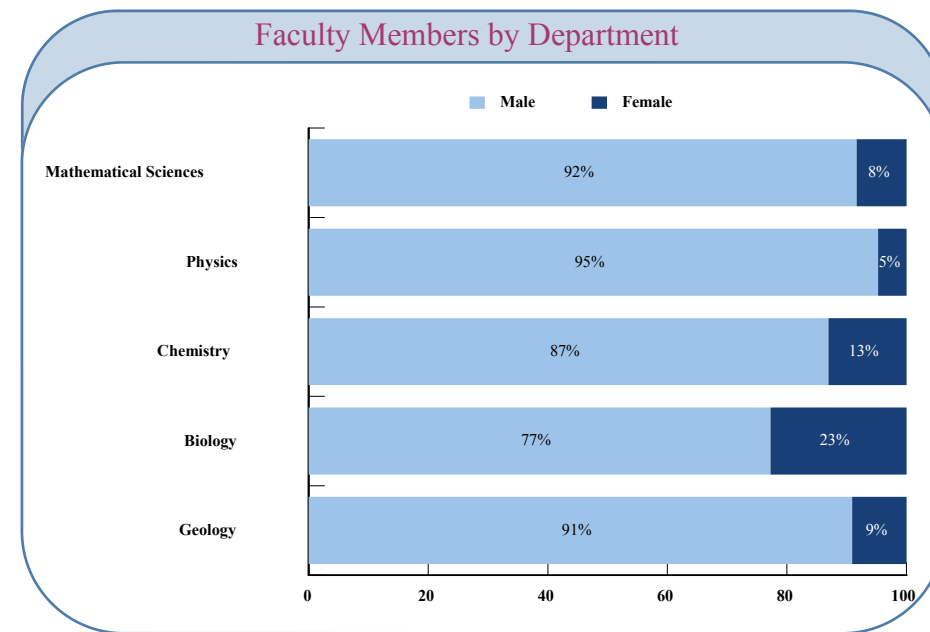
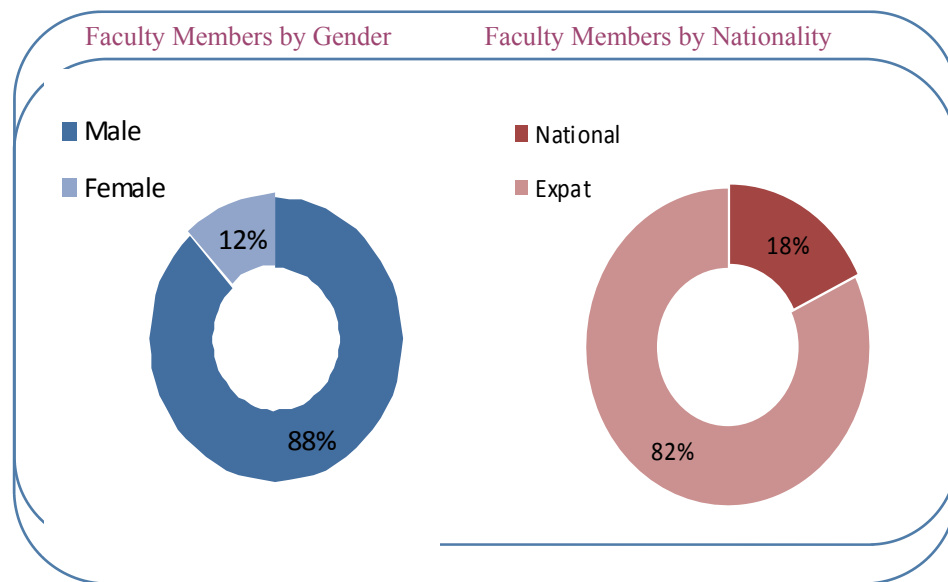


Faculty Members by Nationality, Gender & Department

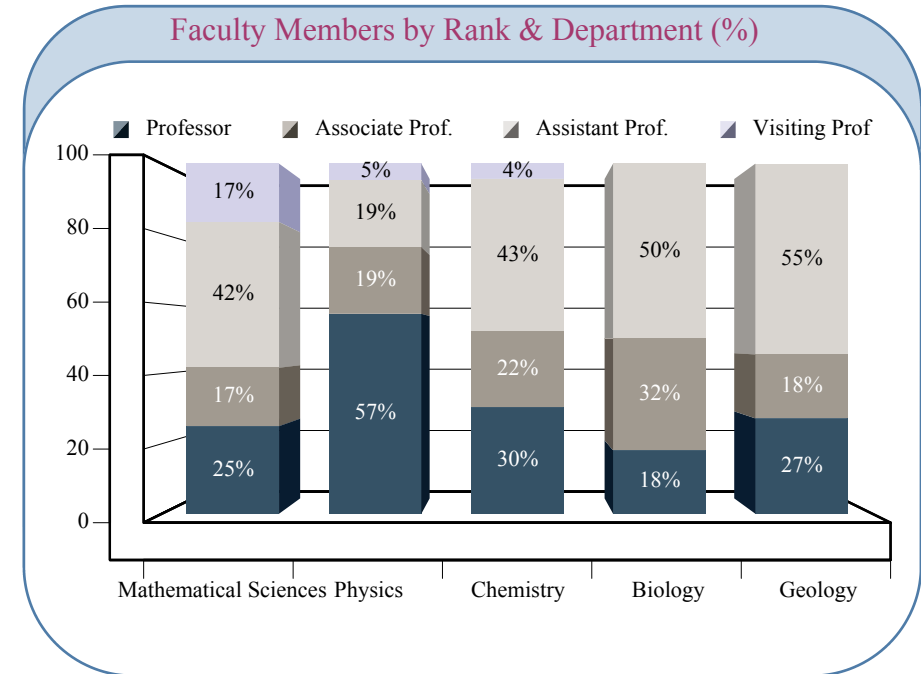
أعضاء هيئة التدريس حسب الجنسية والنوع والقسم العلمي

	National	Expat.	Total	
Mathematical Sciences	1	23	24	العلوم الرياضية
Physics	2	19	21	الفيزياء
Chemistry	4	19	23	الكيمياء
Biology	8	14	22	علوم الحياة
Geology	3	8	11	الجيولوجيا
<b>Total</b>	<b>18</b>	<b>83</b>	<b>101</b>	<b>الإجمالي</b>

	Male	Female	Total	
Mathematical Sciences	22	2	24	العلوم الرياضية
Physics	20	1	21	الفيزياء
Chemistry	20	3	23	الكيمياء
Biology	17	5	22	علوم الحياة
Geology	10	1	11	الجيولوجيا
<b>Total</b>	<b>89</b>	<b>12</b>	<b>101</b>	<b>الإجمالي</b>



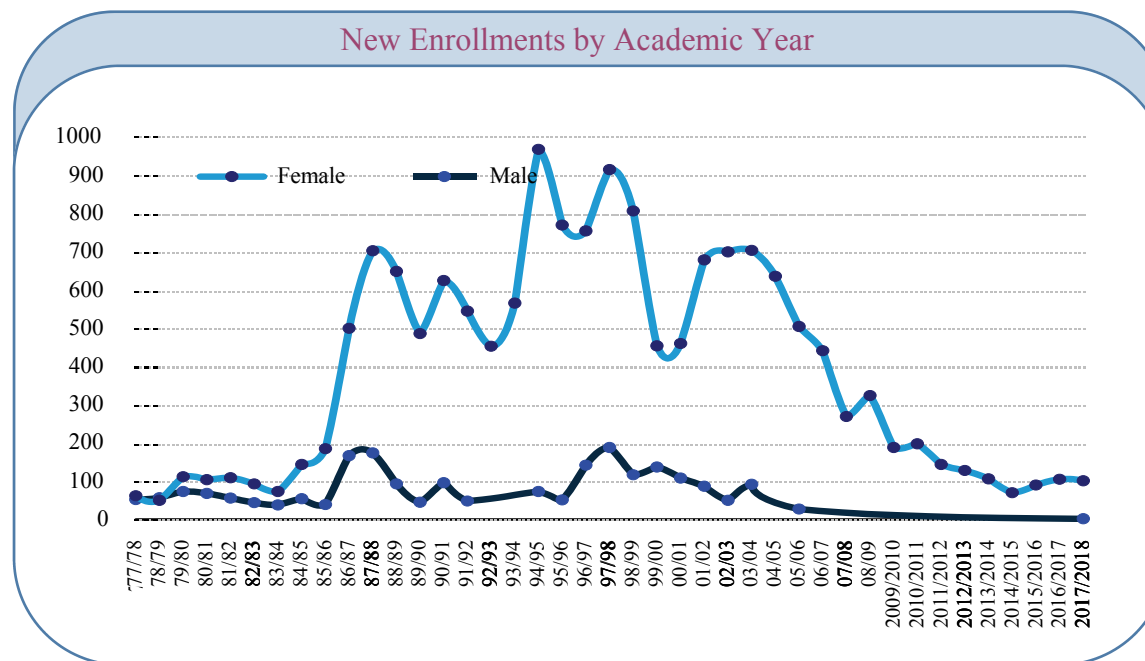
	Professor	Associate Prof.	Assistant Prof.	Visiting Prof.	Total	
Mathematical Sciences	6	4	10	4	24	العلوم الرياضية
Physics	12	4	4	1	21	الفيزياء
Chemistry	7	5	10	1	23	الكيمياء
Biology	4	7	11	0	22	علوم الحياة
Geology	3	2	6	0	11	الجيولوجيا
<b>Total</b>	<b>32</b>	<b>22</b>	<b>41</b>	<b>6</b>	<b>101</b>	<b>الإجمالي</b>



	77/78	78/79	79/80	80/81	81/82	82/83	83/84	84/85	85/86	86/87	87/88	88/89	89/90	90/91	91/92	92/93	93/94	94/95	95/96	96/97	97/98	98/99	
Male	52	57	73	68	56	44	38	54	39	167	174	93	45	96	48	0	0	73	51	142	188	117	ذكور
Female	62	50	112	104	109	93	73	144	185	500	703	649	486	625	545	453	566	968	770	755	915	807	إناث
<b>Total</b>	<b>114</b>	<b>107</b>	<b>185</b>	<b>172</b>	<b>165</b>	<b>137</b>	<b>111</b>	<b>198</b>	<b>224</b>	<b>667</b>	<b>877</b>	<b>742</b>	<b>531</b>	<b>721</b>	<b>593</b>	<b>453</b>	<b>566</b>	<b>1041</b>	<b>821</b>	<b>897</b>	<b>1103</b>	<b>924</b>	<b>إجمالي</b>

	99/00	00/01	01/02	02/03	03/04	04/05	05/06	06/07	07/08	08/09	09/10	10/01/11	11/01/12	12/01/13	13/01/14	14/01/15	15/01/16	16/01/17	17/01/18		
Male	137	108	87	50	92	0	27	0	0	0	0	0	0	0	0	0	0	0	0	2	ذكور
Female	454	460	679	700	704	636	505	441	269	324	188	198	144	187	106	70	90	105	110	110	إناث
<b>Total</b>	<b>591</b>	<b>568</b>	<b>766</b>	<b>750</b>	<b>796</b>	<b>636</b>	<b>532</b>	<b>441</b>	<b>269</b>	<b>324</b>	<b>188</b>	<b>198</b>	<b>144</b>	<b>187</b>	<b>106</b>	<b>70</b>	<b>90</b>	<b>105</b>	<b>112</b>	<b>112</b>	<b>إجمالي</b>

\*New Enrollments in Education College and Diploma Programs.

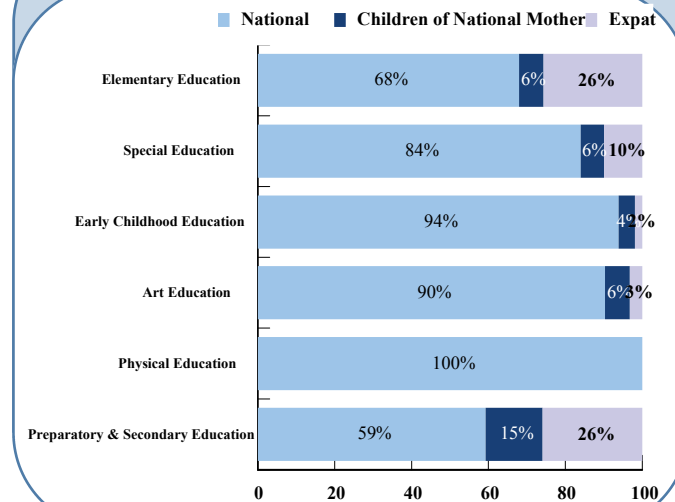




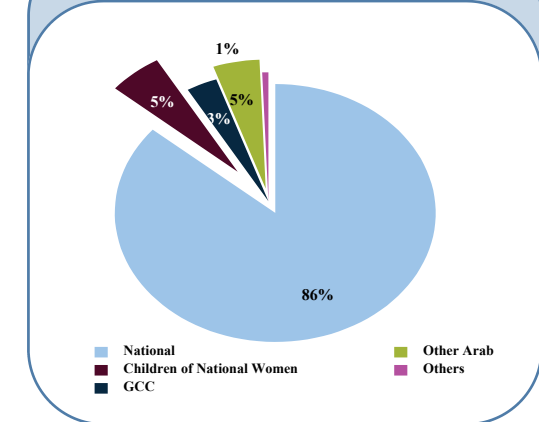
	U.A.E.		Children of National Woman	G.C.C.	Other Arabs		Int'l	Total	
	M	F	F	F	M	F	F		
Elementary Education	0	53	5	10	0	9	1	78	التربية الابتدائية
Special Education	0	110	8	4	0	8	1	131	تربية خاصة
Early Childhood Education	0	198	9	0	0	4	0	211	طفولة مبكرة
Art Education	0	28	2	0	0	1	0	31	التربية الفنية
Physical Education	2	12	0	0	0	0	0	14	التربية الرياضية
Preparatory & Secondary Education .	0	16	4	2	0	4	1	27	التربية الإعدادية والثانوية
Pre-Education	0	136	7	4	1	3	1	152	الإعداد للكلية التربوية
<b>Total</b>	<b>2</b>	<b>553</b>	<b>35</b>	<b>20</b>	<b>1</b>	<b>29</b>	<b>4</b>	<b>644</b>	<b>الإجمالي</b>

	Abu Dhabi	Dubai	Sharjah	R.A.K	Ajman	Fujairah	U.A.Q	Int'l	Total
Male	2	0	1	0	0	0	0	0	3
Female	461	15	19	90	8	36	9	3	641
<b>Total</b>	<b>463</b>	<b>15</b>	<b>20</b>	<b>90</b>	<b>8</b>	<b>36</b>	<b>9</b>	<b>3</b>	<b>644</b>

## Registered by Major &amp; National



## Registered by Nationality (%)



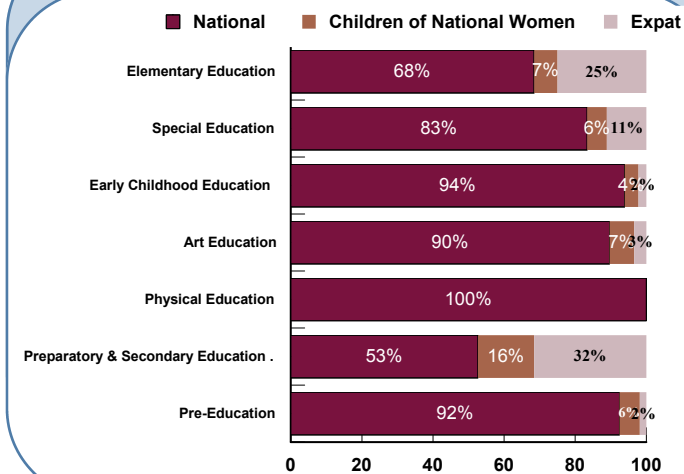
\*- Registered (2017/2018) = Graduates in Fall (2017/2018) + Registered Students in Spring (2017/2018)

	U.A.E.		Children of National Woman		G.C.C	Other Arabs		Int'l	Total	
	M	F	M	F	F	M	F	F		
Elementary Education	0	52	0	5	10	0	8	1	76	التربية الابتدائية
Special Education	0	90	0	6	4	0	7	1	108	تربية خاصة
Early Childhood Education	0	169	0	7	1	0	3	0	180	طفولة مبكرة
Art Education	0	26	0	2	0	0	1	0	29	التربية الفنية
Physical Education	0	7	0	0	0	0	0	0	7	التربية الرياضية
Preparatory & Secondary Education .	0	10	0	3	2	0	3	1	19	التربية الإعدادي والثانوي
Pre-Education	1	146	1	8	0	1	2	0	159	الإعداد لكلية التربية
<b>Total</b>	<b>1</b>	<b>500</b>	<b>1</b>	<b>31</b>	<b>17</b>	<b>1</b>	<b>24</b>	<b>3</b>	<b>578</b>	<b>الإجمالي</b>

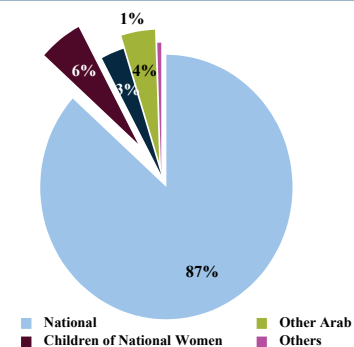
	Abu Dhabi	Dubai	Sharjah	R.A.K	Ajman	Fujairah	U.A.Q	Int'l	Total
Male	3	0	0	0	0	0	0	0	3
Female	405	14	17	88	8	34	8	1	575
<b>Total</b>	<b>408</b>	<b>14</b>	<b>17</b>	<b>88</b>	<b>8</b>	<b>34</b>	<b>8</b>	<b>1</b>	<b>578</b>

	U.A.E	Children of National Woman	G.C.C	Other Arabs	Int'l	Total	
Male	1	1	0	1	0	3	
Female	500	31	17	24	3	575	
<b>Total</b>	<b>501</b>	<b>32</b>	<b>17</b>	<b>25</b>	<b>3</b>	<b>578</b>	<b>الإجمالي</b>

### Registered by Major and Nationality



### Registered by National

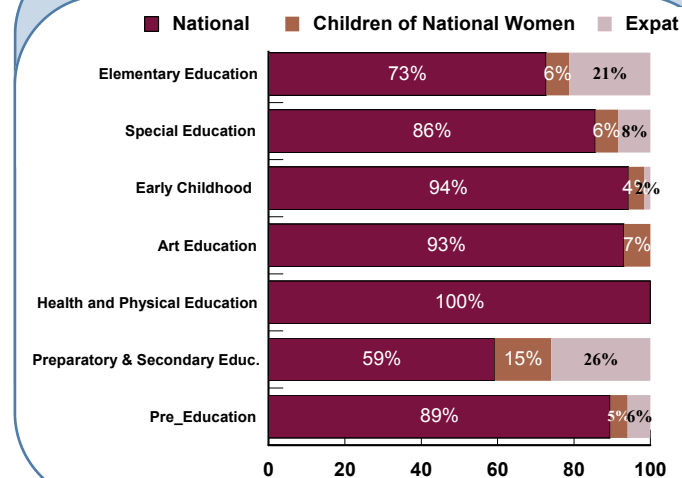


	U.A.E.		Children of National Woman	G.C.C.	Other Arabs		Int'l	Total	
	M	F	F	F	M	F	F		
Elementary Education	0	48	4	6	0	7	1	66	التربية الابتدائية
Special Education	0	101	7	2	0	7	1	118	تربية خاصة
Early Childhood Education	0	181	8	0	0	3	0	192	طفولة مبكرة
Art Education	0	27	2	0	0	0	0	29	التربية الفنية
Physical Education	2	12	0	0	0	0	0	14	التربية الرياضية
Preparatory & Secondary Education .	0	16	4	2	0	4	1	27	التربية الاعدادى والثانوى
Pre-Education	0	136	7	4	1	3	1	152	الإعداد لكلية التربية
<b>Total</b>	<b>2</b>	<b>521</b>	<b>32</b>	<b>14</b>	<b>1</b>	<b>24</b>	<b>4</b>	<b>598</b>	<b>الإجمالي</b>

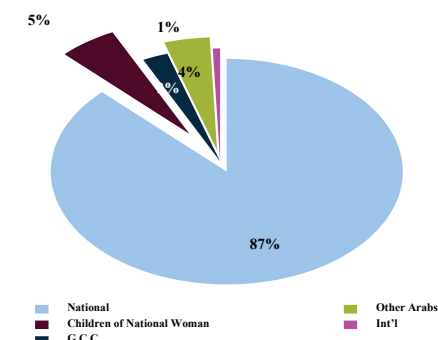
	Abu Dhabi	Dubai	Sharjah	R.A.K	Ajman	Fujairah	U.A.Q	Int'l	Total
Male	2	0	1	0	0	0	0	0	3
Female	437	13	17	79	7	32	9	1	595
<b>Total</b>	<b>439</b>	<b>13</b>	<b>18</b>	<b>79</b>	<b>7</b>	<b>32</b>	<b>9</b>	<b>1</b>	<b>598</b>

	U.A.E	Children of National Woman	G.C.C	Other Arabs	Int'l	Total	
Male	2	0	0	1	0	3	
Female	521	32	14	24	4	595	
<b>Total</b>	<b>523</b>	<b>32</b>	<b>14</b>	<b>25</b>	<b>4</b>	<b>598</b>	<b>الإجمالي</b>

### Registered by Major and Nationality



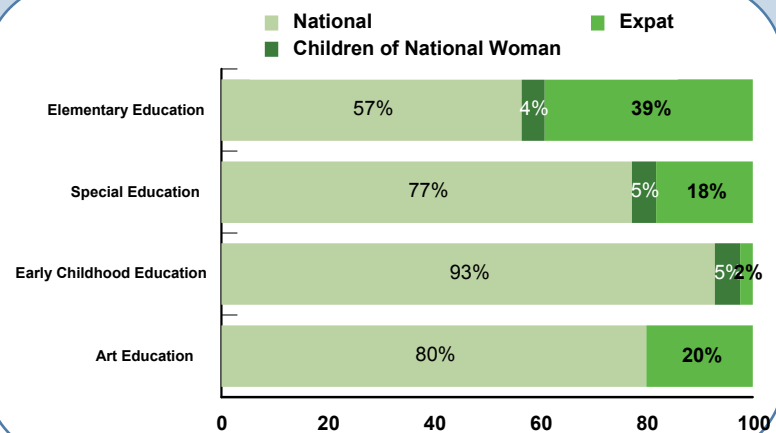
### Registered by Nationality (%)



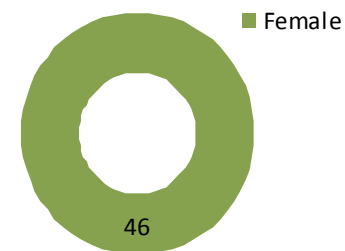
	U.A.E.		Children of National Woman		G.C.C.		Other Arabs		Int'l		Total	
	M	F	M	F	M	F	M	F	M	F		
<b>Elementary Education</b>	0	13	0	1	0	6	0	3	0	0	23	التربية الابتدائية
<b>Special Education</b>	0	17	0	1	0	3	0	1	0	0	22	تربية خاصة
<b>Early Childhood Education</b>	0	39	0	2	0	0	0	1	0	0	42	طفولة مبكرة
<b>Art Education</b>	0	4	0	0	0	0	0	1	0	0	5	التربية الفنية
<b>Total</b>	<b>0</b>	<b>73</b>	<b>0</b>	<b>4</b>	<b>0</b>	<b>9</b>		<b>6</b>	<b>0</b>	<b>0</b>	<b>92</b>	الإجمالي

	Abu Dhabi	Dubai	Sharjah	R.A.K	Ajman	Fujairah	U.A.Q	Int'l	Total
Female	45	4	6	24	1	7	2	3	92
<b>Total</b>	<b>45</b>	<b>4</b>	<b>6</b>	<b>24</b>	<b>1</b>	<b>7</b>	<b>2</b>	<b>3</b>	<b>92</b>

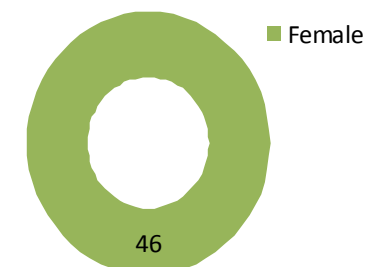
Female Graduates by Major and Gender



Graduates in Fall Semester



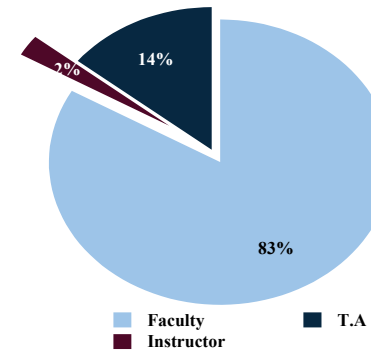
Graduates in Spring & Summer Semester



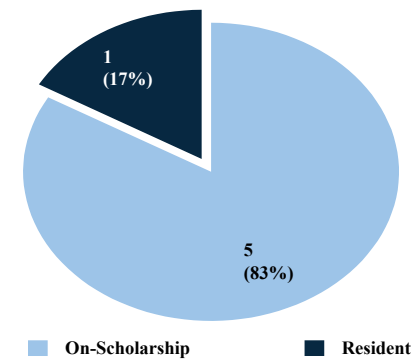
	Faculty member	Instructor	T.A	
Foundations of Education	6	0	1	أصول التربية
Special Education	5	0	3	التربية الخاصة
Curriculum & Methods of Instruction	21	1	2	المناهج وطرق التدريس
Physical Education	3	0	0	التربية الرياضية
<b>Total</b>	<b>35</b>	<b>1</b>	<b>6</b>	<b>الإجمالي</b>

	Faculty member	Instructor	T.A	
Male	25	0	1	ذكور
Female	10	1	5	إناث
<b>Total</b>	<b>35</b>	<b>1</b>	<b>6</b>	<b>الإجمالي</b>

Academic Staff by Job Title

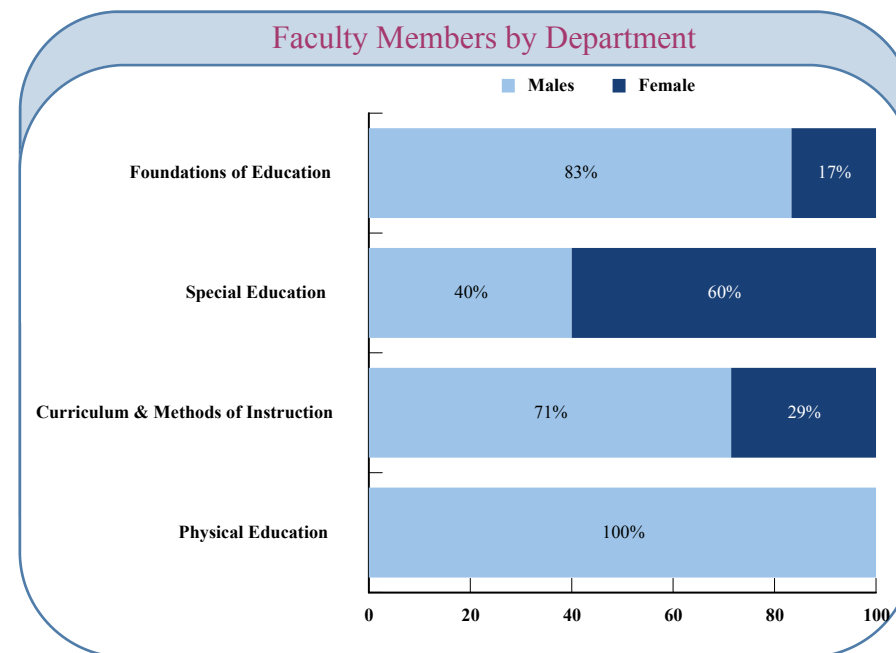
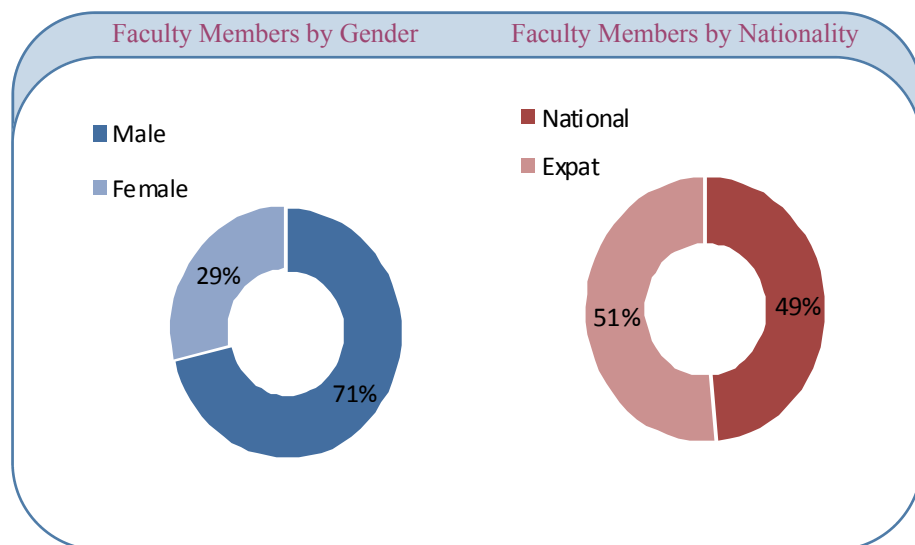


Teaching Assistant by Status



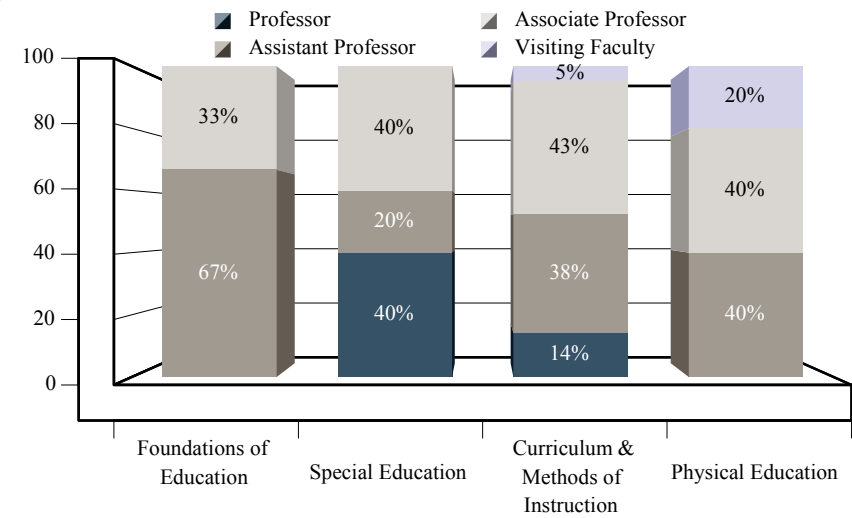
	National	Expat.	Total	
Foundations of Education	5	1	6	أصول التربية
Special Education	1	4	5	التربية الخاصة
Curriculum & Methods of Instruction	9	12	21	المناهج وطرق التدريس
Physical Education	2	1	3	التربية الرياضية
<b>Total</b>	<b>17</b>	<b>18</b>	<b>35</b>	<b>الإجمالي</b>

	Male	Female	Total	
Foundations of Education	5	1	6	أصول التربية
Special Education	2	3	5	التربية الخاصة
Curriculum & Methods of Instruction	15	6	21	المناهج وطرق التدريس
Physical Education	3	0	3	التربية الرياضية
<b>Total</b>	<b>25</b>	<b>10</b>	<b>35</b>	<b>الإجمالي</b>



	Professor	Associate Prof.	Assistant Prof.		Total	
Foundations of Education	0	4	2	0	6	أصول التربية
Special Education	2	1	2	0	5	التربية الخاصة
Curriculum & Methods of Instruction	3	8	9	1	21	المناهج وطرق التدريس
Physical Education	0	2	0	1	3	التربية الرياضية
<b>Total</b>	<b>5</b>	<b>15</b>	<b>13</b>	<b>2</b>	<b>35</b>	<b>الإجمالي</b>

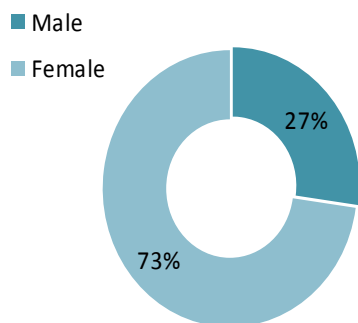
Faculty members by Rank &amp; Department (%)



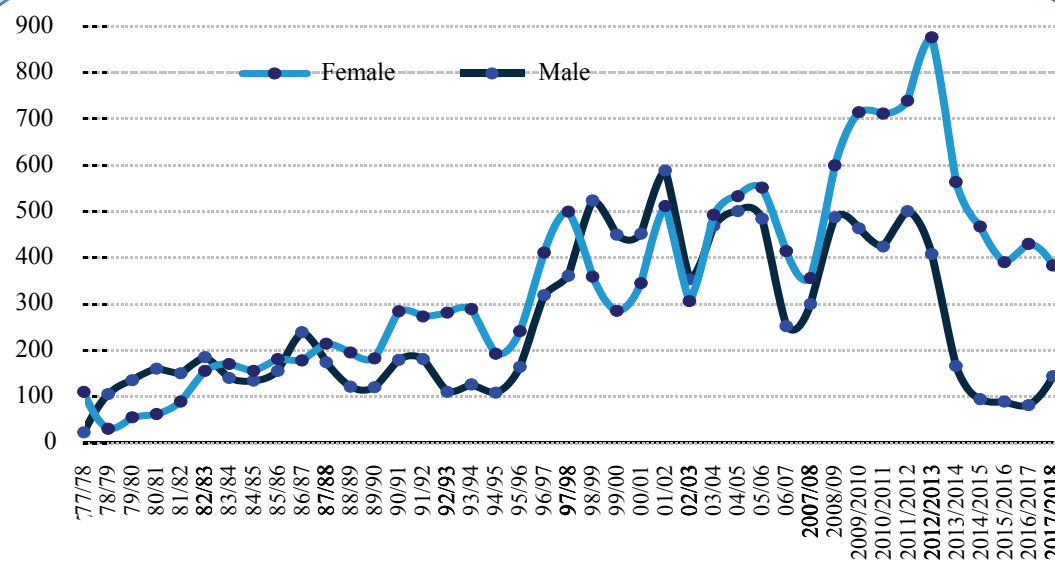
	77/78	78/79	79/80	80/81	81/82	82/83	83/84	84/85	85/86	86/87	87/88	88/89	89/90	90/91	91/92	92/93	93/94	94/95	95/96	96/97	97/98	98/99	
Male	21	104	134	159	149	184	139	133	154	238	173	120	119	178	180	109	125	107	163	318	360	523	ذكور
Female	109	29	54	61	88	154	169	154	180	177	213	194	181	283	272	280	288	191	240	410	499	358	إناث
<b>Total</b>	<b>130</b>	<b>133</b>	<b>188</b>	<b>220</b>	<b>237</b>	<b>338</b>	<b>308</b>	<b>287</b>	<b>334</b>	<b>415</b>	<b>386</b>	<b>314</b>	<b>300</b>	<b>461</b>	<b>452</b>	<b>389</b>	<b>413</b>	<b>298</b>	<b>403</b>	<b>728</b>	<b>859</b>	<b>881</b>	<b>إجمالي</b>

	99/00	00/01	01/02	02/03	03/04	04/05	05/06	06/07	07/08	08/09	09/10	10/10/11	10/11/12	10/12/13	10/13/14	10/14/15	10/15/16	10/16/17	10/17/18	
Male	449	451	588	352	468	500	484	251	299	487	463	423	500	407	165	93	88	80	143	ذكور
Female	284	344	511	305	492	532	551	413	355	599	714	711	739	876	563	467	389	429	382	إناث
<b>Total</b>	<b>733</b>	<b>795</b>	<b>1099</b>	<b>657</b>	<b>960</b>	<b>1032</b>	<b>1035</b>	<b>664</b>	<b>654</b>	<b>1086</b>	<b>1177</b>	<b>1134</b>	<b>1239</b>	<b>1283</b>	<b>728</b>	<b>560</b>	<b>477</b>	<b>509</b>	<b>525</b>	<b>إجمالي</b>

### New Enrollments By Gender (%)



### New Enrollments by Academic Year



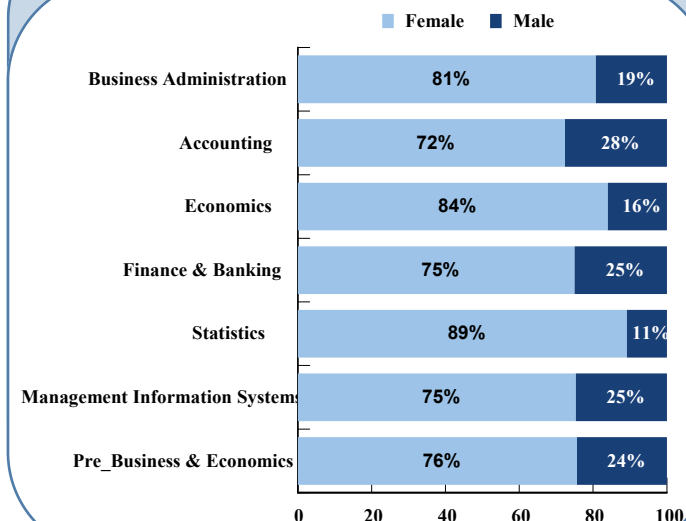


	U.A.E.		Children of National Women		G.C.C.		Other Arabs		Int'l		Total	
	M	F	M	F	M	F	M	F	M	F		
Business Administration	44	340	6	19	4	7	34	31	8	6	499	إدارة أعمال
Accounting	21	121	0	7	5	2	32	20	0	2	210	المحاسبة
Economics	11	48	0	2	0	8	0	5	1	0	75	الاقتصاد
Finance & Banking	15	78	1	5	2	3	14	13	4	9	144	التمويل
Statistics	4	29	0	1	0	0	0	3	0	0	37	الإحصاء
Management Information Systems	10	41	0	3	0	2	7	10	2	2	77	نظم المعلومات الإدارية
Pre-Business & Economics	161	636	23	29	7	2	20	23	13	6	920	الإعداد لكلية الإدارة والاقتصاد
<b>Total</b>	<b>266</b>	<b>1293</b>	<b>30</b>	<b>66</b>	<b>18</b>	<b>24</b>	<b>107</b>	<b>105</b>	<b>28</b>	<b>25</b>	<b>1962</b>	<b>الإجمالي</b>

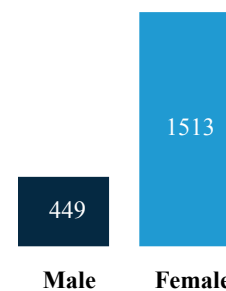
	Abu Dhabi	Dubai	Sharjah	R.A.K	Ajman	Fujairah	U.A.Q	Int'l	Total
Male	391	14	9	7	10	14	3	1	449
Female	1127	28	44	134	33	132	13	2	1513
<b>Total</b>	<b>1518</b>	<b>42</b>	<b>53</b>	<b>141</b>	<b>43</b>	<b>146</b>	<b>16</b>	<b>3</b>	<b>1962</b>

	U.A.E	Children of National Woman	G.C.C	Other Arabs	Int'l	Total	
Male	266	30	18	107	28	449	ذكور
Female	1293	66	24	105	25	1513	إناث
<b>Total</b>	<b>1559</b>	<b>96</b>	<b>42</b>	<b>212</b>	<b>53</b>	<b>1962</b>	<b>الإجمالي</b>

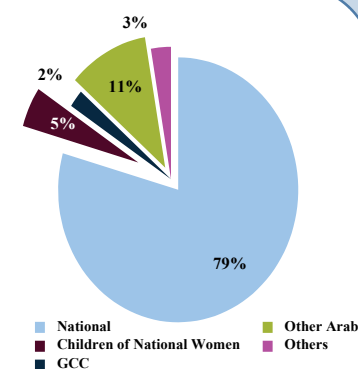
Registered by Major & Gender



Registered by Gender



Registered by Nationality (%)



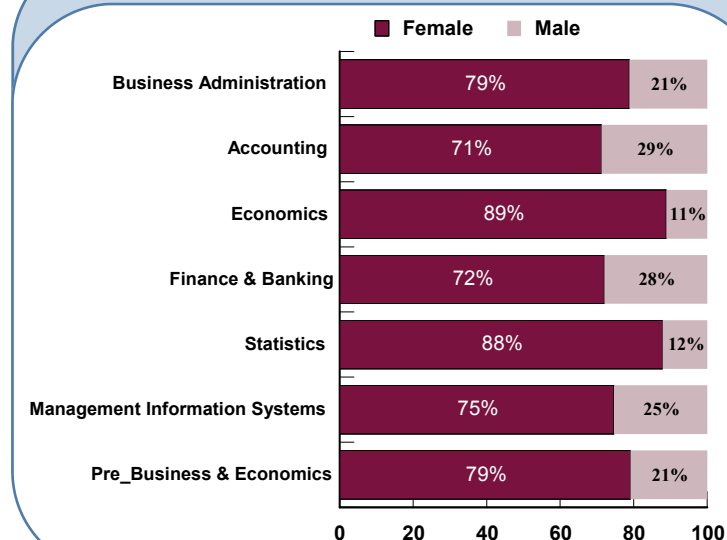
\*- Registered (2017/2018) = Graduates in Fall (2017/2018) + Registered Students in Spring (2017/2018)

	U.A.E.		Children of National Women		G.C.C.		Other Arabs		Int'l		Total	
	M	F	M	F	M	F	M	F	M	F		
Business Administration	39	280	6	15	3	5	33	28	8	3	420	إدارة أعمال
Accounting	15	94	0	5	5	2	30	22	0	1	174	المحاسبة
Economics	6	41	0	2	0	8	0	5	1	0	63	الاقتصاد
Finance & Banking	12	62	1	3	2	4	14	11	4	5	118	التمويل
Statistics	4	26	0	1	0	0	0	2	0	0	33	الإحصاء
Management Information Systems	8	33	0	3	0	2	7	10	2	2	67	نظم المعلومات الإدارية
Pre-Business & Economics	167	791	25	38	4	4	21	22	12	12	1096	الإعداد لكلية الإدارة والاقتصاد
<b>Total</b>	<b>251</b>	<b>1327</b>	<b>32</b>	<b>67</b>	<b>14</b>	<b>25</b>	<b>105</b>	<b>100</b>	<b>27</b>	<b>23</b>	<b>1971</b>	<b>الإجمالي</b>

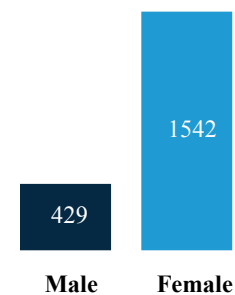
	Abu Dhabi	Dubai	Sharjah	R.A.K	Ajman	Fujairah	U.A.Q	Total
Male	380	11	5	8	8	15	2	429
Female	1136	30	45	145	38	134	14	1542
<b>Total</b>	<b>1516</b>	<b>41</b>	<b>50</b>	<b>153</b>	<b>46</b>	<b>149</b>	<b>16</b>	<b>1971</b>

	UAE	Children of National Women	G.C.C	Other Arabs	Int'l	Total	
Male	251	32	14	105	27	429	ذكور
Female	1327	67	25	100	23	1542	إناث
<b>Total</b>	<b>1578</b>	<b>99</b>	<b>39</b>	<b>205</b>	<b>50</b>	<b>1971</b>	<b>الإجمالي</b>

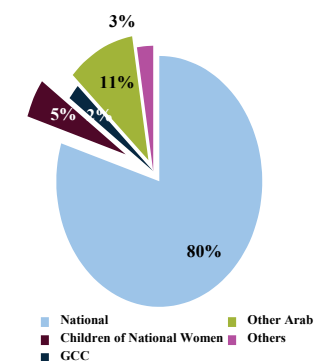
### Registered by Major & Gender



### Registered by Gender



### Registered by Nationality

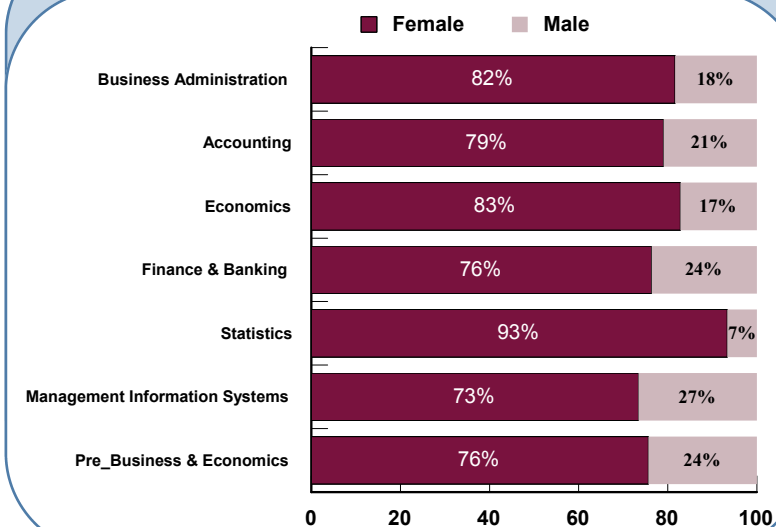


	U.A.E.		Children of National Women		G.C.C.		Other Arabs		Int'l		Total	
	M	F	M	F	M	F	M	F	M	F		
Business Administration	38	292	6	16	2	5	24	19	6	6	414	إدارة أعمال
Accounting	15	109	0	6	3	2	17	14	0	1	167	المحاسبة
Economics	10	43	0	2	0	5	0	3	1	0	64	الاقتصاد
Finance & Banking	15	71	1	5	0	3	10	8	3	7	123	التمويل
Statistics	2	25	0	0	0	0	0	3	0	0	30	الإحصاء
Management Information Systems	10	38	0	2	0	1	5	4	2	2	64	نظم المعلومات الإدارية
Pre-Business & Economics	161	636	23	29	7	2	20	23	13	6	920	الإعداد لكلية الإدارة والاقتصاد
<b>Total</b>	<b>251</b>	<b>1214</b>	<b>30</b>	<b>60</b>	<b>12</b>	<b>18</b>	<b>76</b>	<b>74</b>	<b>25</b>	<b>22</b>	<b>1782</b>	<b>الإجمالي</b>

	Abu Dhabi	Dubai	Sharjah	R.A.K	Ajman	Fujairah	U.A.Q	Total
Male	341	13	8	7	9	14	2	394
Female	1028	25	44	123	32	124	12	1388
<b>Total</b>	<b>1369</b>	<b>38</b>	<b>52</b>	<b>130</b>	<b>41</b>	<b>138</b>	<b>14</b>	<b>1782</b>

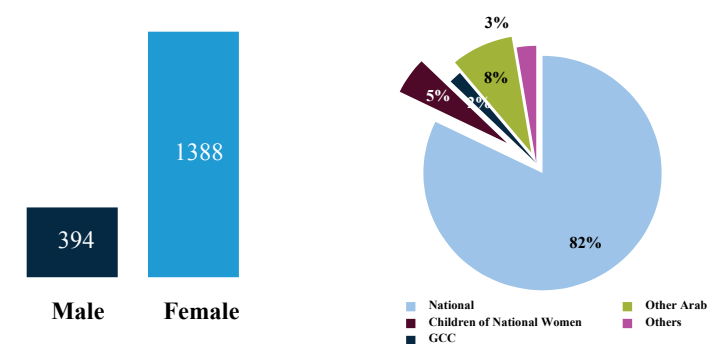
	UAE	Children of National Women	G.C.C	Other Arabs	Int'l	Total	
Male	251	30	12	76	25	394	ذكور
Female	1214	60	18	74	22	1388	إناث
<b>Total</b>	<b>1465</b>	<b>90</b>	<b>30</b>	<b>150</b>	<b>47</b>	<b>1782</b>	<b>الإجمالي</b>

### Registered by Major and Nationality



### Registered by Gender

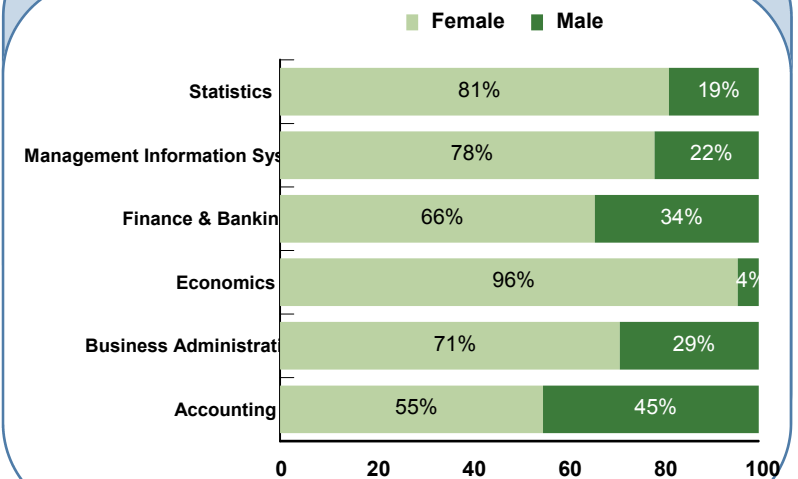
### Registered by Nationality (%)



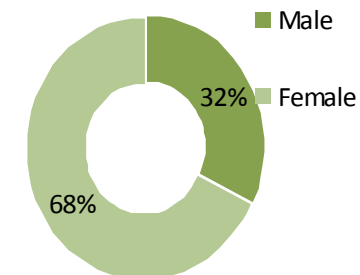
	U.A.E.		Children of National Women		G.C.C.		Other Arabs		Int'l		Total	
	M	F	M	F	M	F	M	F	M	F		
<b>Business Administration</b>	20	92	0	4	2	2	22	17	3	0	162	إدارة أعمال
<b>Accounting</b>	7	23	0	2	2	1	23	12	0	1	71	المحاسبة
<b>Economics</b>	1	14	0	1	0	4	0	3	0	0	23	الاقتصاد
<b>Finance &amp; Banking</b>	1	14	0	1	2	1	9	7	1	2	38	التمويل
<b>Statistics</b>	3	12	0	1	0	0	0	0	0	0	16	الإحصاء
<b>Management Information Systems</b>	3	7	0	1	0	1	2	8	0	1	23	نظم المعلومات الإدارية
<b>Total</b>	35	162	0	10	6	9	56	47	4	4	333	الإجمالي

	Abu Dhabi	Dubai	Sharjah	R.A.K	Ajman	Fujairah	U.A.Q	Int'l	Total
Male	87	3	1	1	4	4	1	0	101
Female	185	6	3	13	3	19	2	1	232
<b>Total</b>	272	9	4	14	7	23	3	1	333

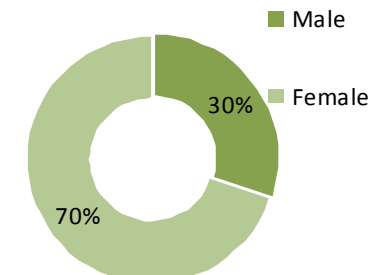
### Graduates by Major & Gender(%)



### Graduates in Fall Semester

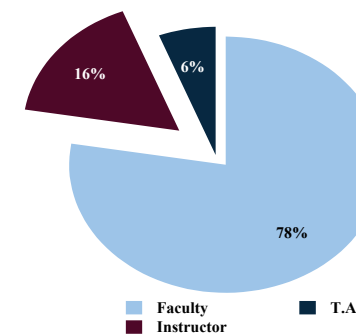


### Graduates in Spring & Summer Semester



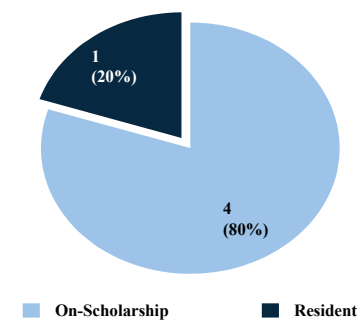
	Faculty member	Instructor	T.A	
Accounting	12	2	0	المحاسبة
Economics	16	1	2	الاقتصاد
Business Administration	26	6	3	إدارة الأعمال
Statistics	12	3	0	الإحصاء
Dean's Office	0	2	0	
<b>Total</b>	<b>66</b>	<b>14</b>	<b>5</b>	<b>الإجمالي</b>

Academic Staff by Job Title



	Faculty member	Instructor	T.A	
Male	54	9	5	ذكور
Female	12	5	0	إناث
<b>Total</b>	<b>66</b>	<b>14</b>	<b>5</b>	<b>الإجمالي</b>

Teaching Assistant by status



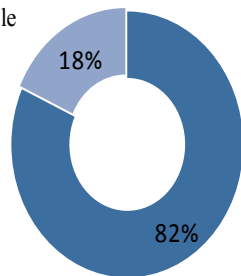
	National	Expat.	Total	
Accounting	0	12	12	المحاسبة
Economics	0	16	16	الاقتصاد
Business Administration	6	20	26	إدارة الأعمال
Statistics	1	11	12	الإحصاء
<b>Total</b>	<b>7</b>	<b>59</b>	<b>66</b>	<b>الإجمالي</b>

	Male	Female	Total	
Accounting	9	3	12	المحاسبة
Economics	11	5	16	الاقتصاد
Business Administration	22	4	26	إدارة الأعمال
Statistics	12	0	12	الإحصاء
<b>Total</b>	<b>54</b>	<b>12</b>	<b>66</b>	<b>الإجمالي</b>

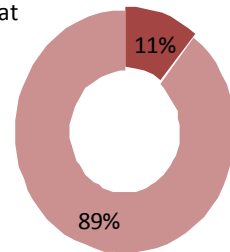
### Faculty Members by Gender

### Faculty Members by Nationality

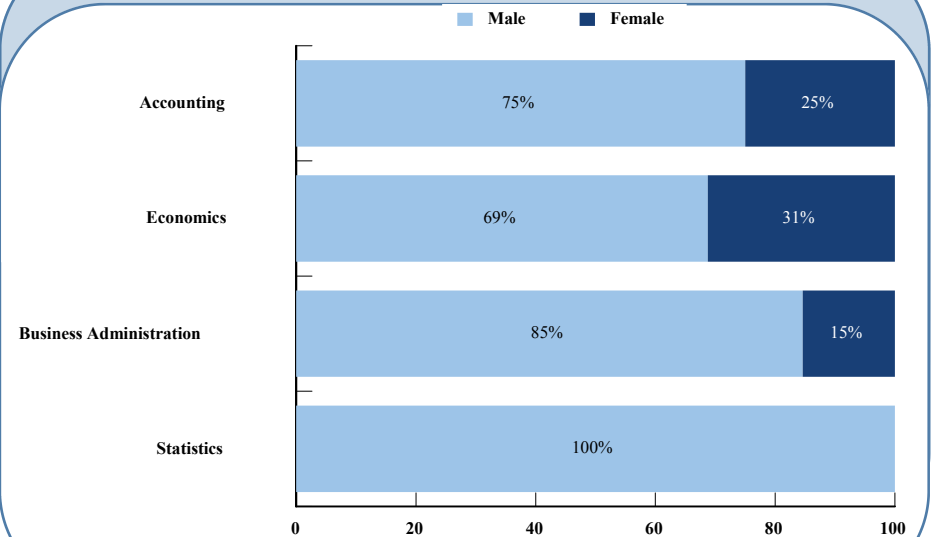
Male  
Female



National  
Expat

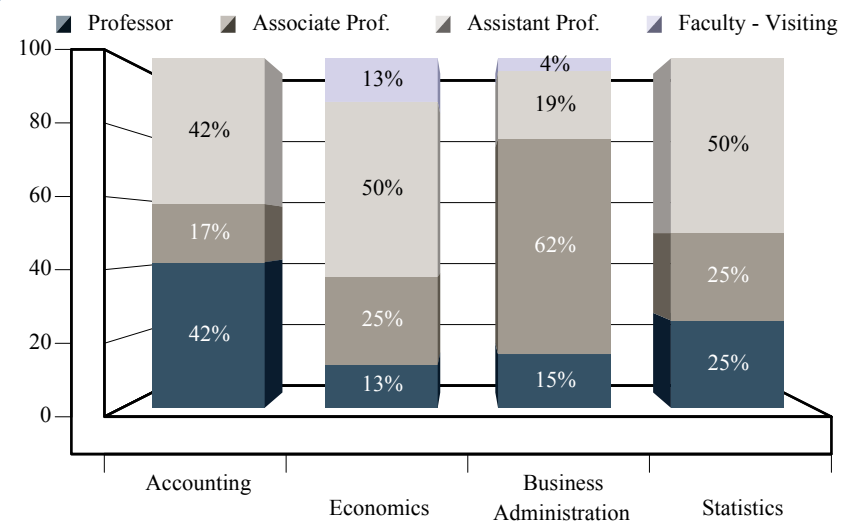


### Faculty Members by Department



	Professor	Associate Prof.	Assistant Prof.	Faculty - Visiting	Total	
Accounting	5	2	5	0	12	المحاسبة
Economics	2	4	8	2	16	الاقتصاد
Business Administration	4	16	5	1	26	إدارة الأعمال
Statistics	3	3	6	0	12	الإحصاء
<b>Total</b>	<b>14</b>	<b>25</b>	<b>24</b>	<b>3</b>	<b>66</b>	<b>الإجمالي</b>

Faculty members by rank & department (%)



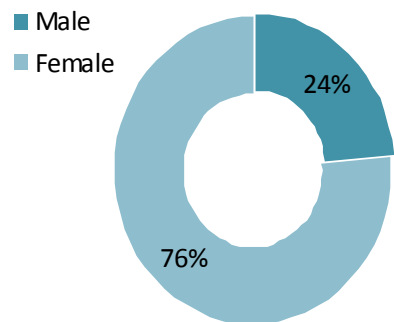
New Enrollments in Academic years 1977-1978 through 2017 – 2018

المقبولون للأعوام الجامعية 1977-1978 إلى 2017 – 2018

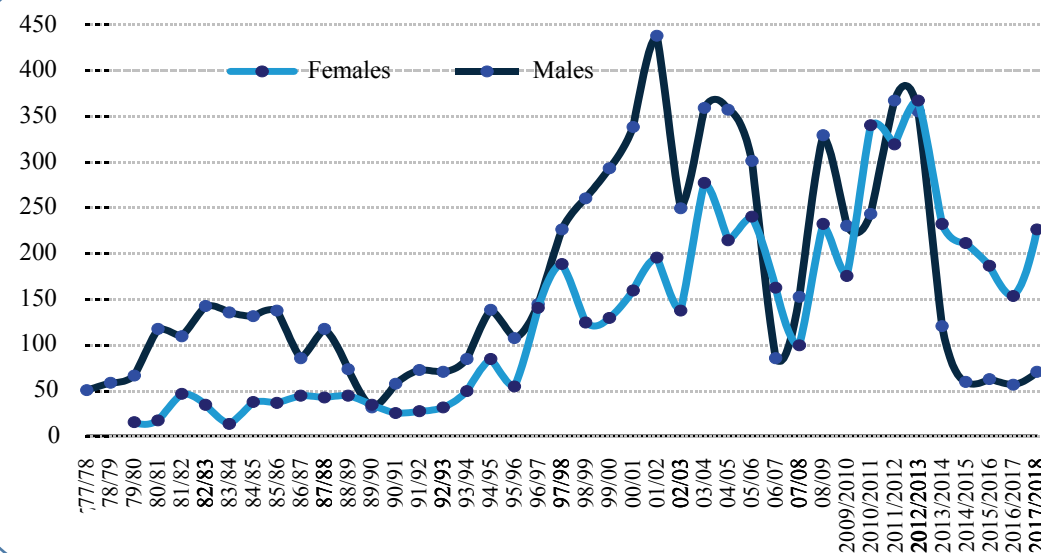
	77/78	78/79	79/80	80/81	81/82	82/83	83/84	84/85	85/86	86/87	87/88	88/89	89/90	90/91	91/92	92/93	93/94	94/95	95/96	96/97	97/98	98/99	
Male	50	58	66	117	109	142	135	131	137	85	117	73	31	57	72	70	84	138	107	144	226	260	ذكور
Female	0	0	15	17	46	34	13	37	36	44	42	44	34	25	27	31	49	84	54	140	188	124	إناث
<b>Total</b>	<b>50</b>	<b>58</b>	<b>81</b>	<b>134</b>	<b>155</b>	<b>176</b>	<b>148</b>	<b>168</b>	<b>173</b>	<b>129</b>	<b>159</b>	<b>117</b>	<b>65</b>	<b>82</b>	<b>99</b>	<b>101</b>	<b>133</b>	<b>222</b>	<b>161</b>	<b>284</b>	<b>414</b>	<b>384</b>	<b>إجمالي</b>

	99/00	00/01	01/02	02/03	03/04	04/05	05/06	06/07	07/08	08/09	09/10	010/011	011/012	012/013	013/014	014/015	015/016	016/017	017/018	
Male	293	338	438	249	359	357	301	85	152	329	230	340	367	355	120	59	62	56	70	ذكور
Female	129	159	194	137	277	214	240	162	99	232	175	243	319	367	232	211	186	153	226	إناث
<b>Total</b>	<b>422</b>	<b>497</b>	<b>632</b>	<b>386</b>	<b>636</b>	<b>571</b>	<b>541</b>	<b>247</b>	<b>251</b>	<b>561</b>	<b>405</b>	<b>583</b>	<b>686</b>	<b>722</b>	<b>352</b>	<b>270</b>	<b>248</b>	<b>209</b>	<b>296</b>	<b>إجمالي</b>

New Enrollments By Gender (%)



New Enrollments by Academic Year



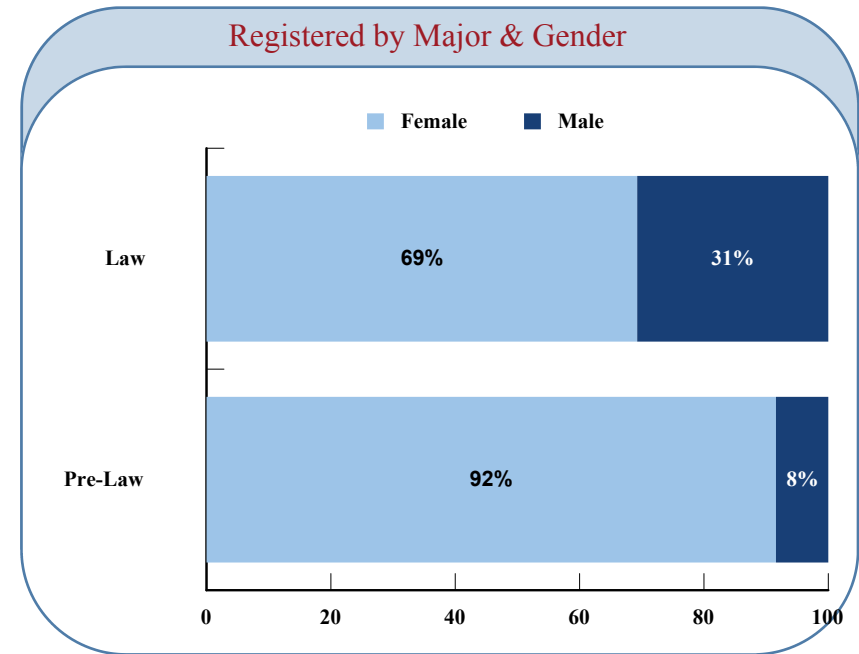


	U.A.E.		Children of National Women		G.C.C.		Other Arabs		Int'l		Total	
	M	F	M	F	M	F	M	F	M	F		
Law	163	418	24	38	8	11	19	17	2	3	703	القانون
Pre -Law	15	190	1	9	0	4	3	4	0	0	226	الإعداد لكلية القانون
<b>Total</b>	<b>178</b>	<b>608</b>	<b>25</b>	<b>47</b>	<b>8</b>	<b>15</b>	<b>22</b>	<b>21</b>	<b>2</b>	<b>3</b>	<b>929</b>	الإجمالي

	Abu Dhabi	Dubai	Sharjah	R.A.K	Ajman	Fujairah	U.A.Q	Int'l	Total
Male	174	18	7	12	11	9	4	0	235
Female	438	47	22	100	12	64	10	1	694
<b>Total</b>	<b>612</b>	<b>65</b>	<b>29</b>	<b>112</b>	<b>23</b>	<b>73</b>	<b>14</b>	<b>1</b>	<b>929</b>

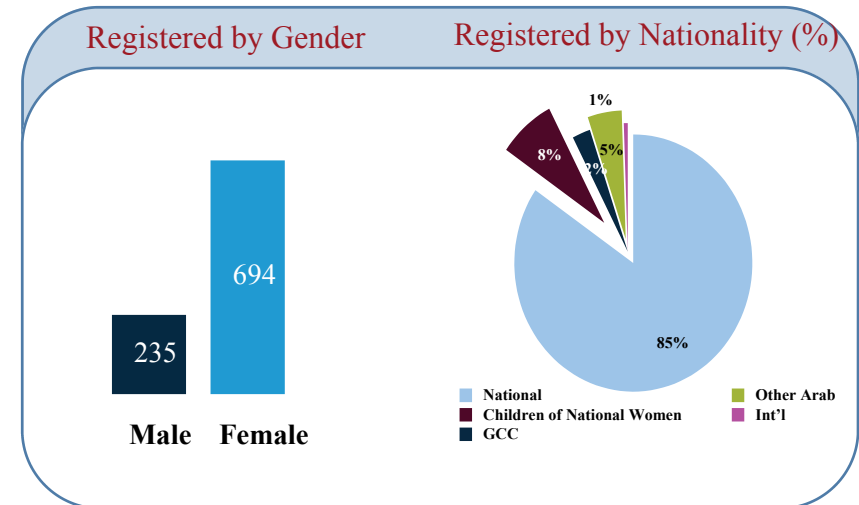
	U.A.E	Children of National Woman	G.C.C	Other Arabs	Int'l	Total	
Male	178	25	8	22	2	235	ذكور
Female	608	47	15	21	3	694	إناث
<b>Total</b>	<b>786</b>	<b>72</b>	<b>23</b>	<b>43</b>	<b>5</b>	<b>929</b>	الإجمالي

Registered by Major & Gender



Registered by Gender

Registered by Nationality (%)



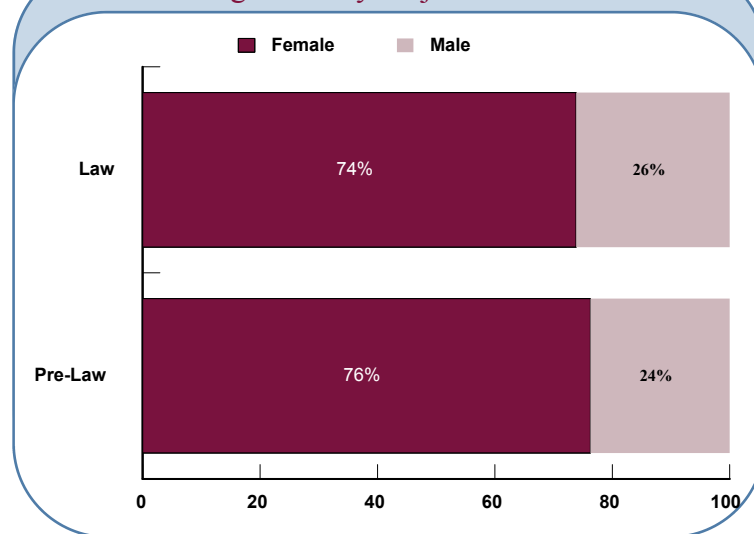
\*- Registered (2017/2018) = Graduates in Fall (2017/2018) + Registered Students in Spring (2017/2018)

	U.A.E.		Children of National Women		G.C.C.		Other Arabs		Int'l		Total	
	M	F	M	F	M	F	M	F	M	F		
Law	129	419	15	36	9	12	16	16	3	3	658	القانون
Pre -Law	48	198	13	8	0	0	4	3	0	0	274	الإعداد لكلية القانون
<b>Total</b>	<b>177</b>	<b>617</b>	<b>28</b>	<b>44</b>	<b>9</b>	<b>12</b>	<b>20</b>	<b>19</b>	<b>3</b>	<b>3</b>	<b>932</b>	<b>الإجمالي</b>

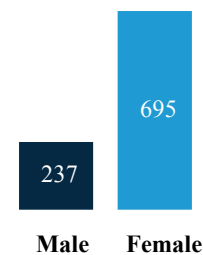
	Abu Dhabi	Dubai	Sharjah	R.A.K	Ajman	Fujairah	U.A.Q	Total
Male	176	15	8	14	11	9	4	237
Female	427	51	24	100	15	65	13	695
<b>Total</b>	<b>603</b>	<b>66</b>	<b>32</b>	<b>114</b>	<b>26</b>	<b>74</b>	<b>17</b>	<b>932</b>

	UAE	Children of National Women	G.C.C	Other Arabs	Int'l	Total
Male	177	28	9	20	3	237
Female	617	44	12	19	3	695
<b>Total</b>	<b>794</b>	<b>72</b>	<b>21</b>	<b>39</b>	<b>6</b>	<b>932</b>

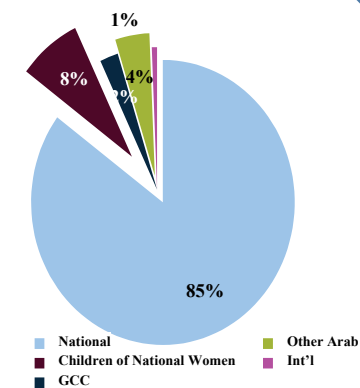
Registered by Major & Gender



Registered by Gender



Registered by Nationality (%)

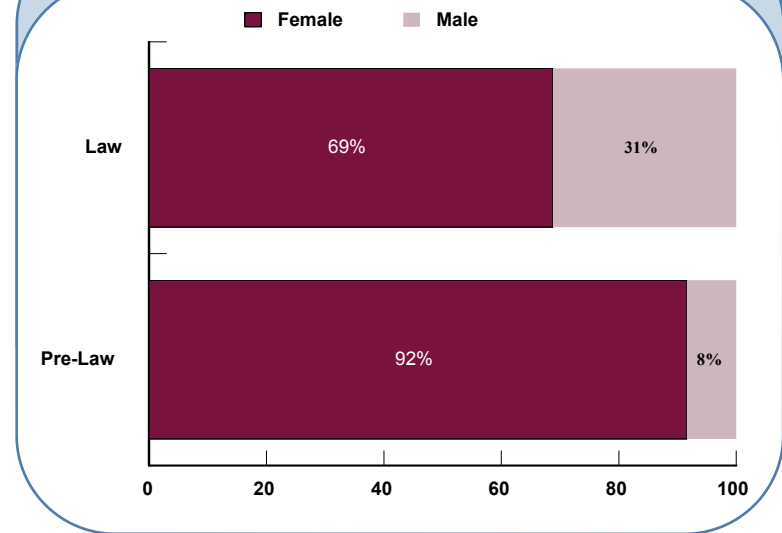


	U.A.E.		Children of National Women		G.C.C.		Other Arabs		Int'l		Total	
	M	F	M	F	M	F	M	F	M	F		
Law	155	390	23	37	8	8	17	14	2	3	657	القانون
Pre -Law	15	190	1	9	0	4	3	4	0	0	226	الإعداد لكلية القانون
<b>Total</b>	<b>170</b>	<b>580</b>	<b>24</b>	<b>46</b>	<b>8</b>	<b>12</b>	<b>20</b>	<b>18</b>	<b>2</b>	<b>3</b>	<b>883</b>	<b>الإجمالي</b>

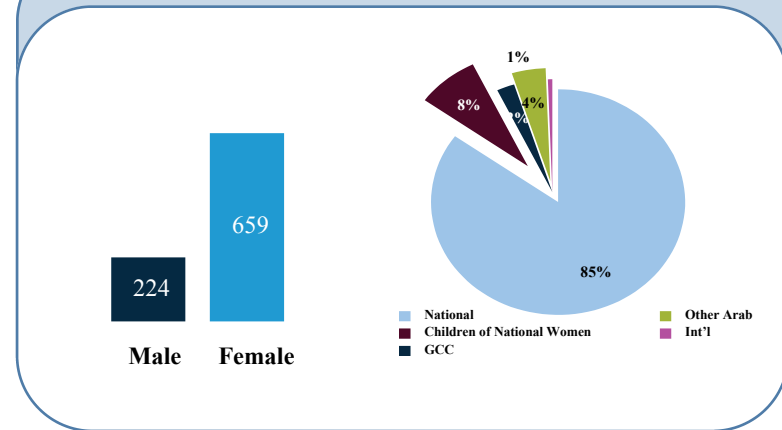
	Abu Dhabi	Dubai	Sharjah	R.A.K	Ajman	Fujairah	U.A.Q	Total
Male	166	18	6	11	11	8	4	224
Female	412	45	22	97	11	62	10	659
<b>Total</b>	<b>578</b>	<b>63</b>	<b>28</b>	<b>108</b>	<b>22</b>	<b>70</b>	<b>14</b>	<b>883</b>

	UAE	Children of National Woman	G.C.C	Other Arabs	Int'l	Total
Male	170	24	8	20	2	224
Female	580	46	12	18	3	659
<b>Total</b>	<b>750</b>	<b>70</b>	<b>20</b>	<b>38</b>	<b>5</b>	<b>883</b>

Registered by Major and Nationality



Registered by Gender Registered by Nationality (%)

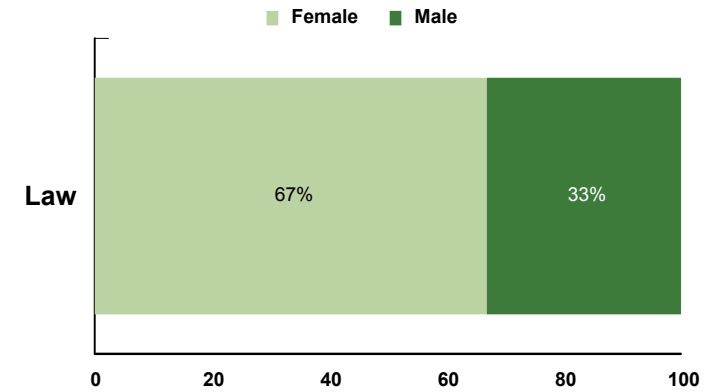


	U.A.E.		Children of National Woman		G.C.C.		Other Arabs		Int'l		Total	
	M	F	M	F	M	F	M	F	M	F		
Law	34	82	6	4	0	4	8	6	0	1	145	قانون
<b>Total</b>	<b>34</b>	<b>82</b>	<b>6</b>	<b>4</b>	<b>0</b>	<b>4</b>	<b>8</b>	<b>6</b>	<b>0</b>	<b>1</b>	<b>145</b>	<b>الإجمالي</b>

	Abu Dhabi	Dubai	Sharjah	R.A.K	Ajman	Fujairah	U.A.Q	Int'l	Total
Male	35	3	3	4	2	1	0	0	48
Female	69	8	2	8	1	6	2	1	97
<b>Total</b>	<b>104</b>	<b>11</b>	<b>5</b>	<b>3</b>	<b>7</b>	<b>2</b>	<b>1</b>	<b>145</b>	

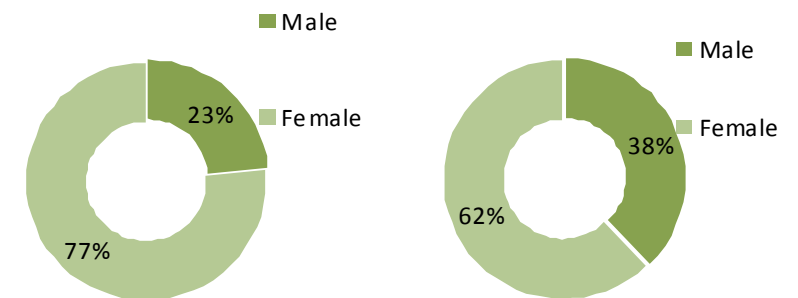
	Male	Female	Total	
U.A.E.	34	82	116	الإمارات
Children of National Woman	6	4	10	الأمهات مواطنات
G.C.C.	0	4	4	دول الخليج
Other Arabs	8	6	14	دول عربية
Int'l	0	1	1	أخرى
<b>Total</b>	<b>48</b>	<b>97</b>	<b>145</b>	<b>الإجمالي</b>

Graduates by Major &amp; Gender (%)



Graduates in Fall Semester

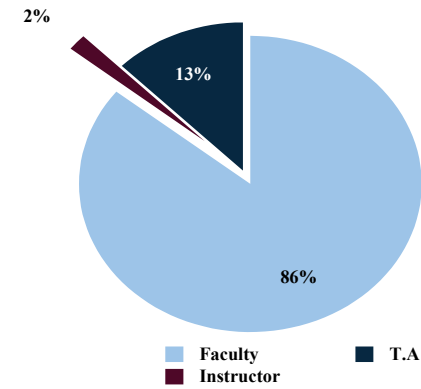
Graduates in Spring &amp; Summer Semester



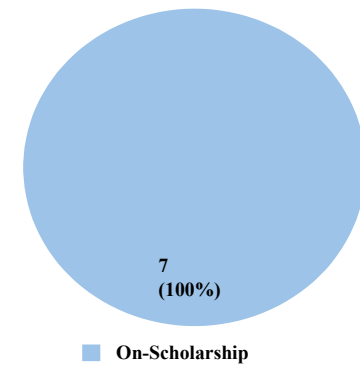
	Faculty member	Instructor	T.A	
Private Law	17	0	4	القانون الخاص
Public Law	15	0	3	القانون العام
Islamic Studies	16	1	0	الدراسات الإسلامية
<b>Total</b>	<b>48</b>	<b>1</b>	<b>7</b>	<b>الإجمالي</b>

	Faculty member	Instructor	T.A	
Male	42	0	5	ذكور
Female	6	1	2	إناث
<b>Total</b>	<b>48</b>	<b>1</b>	<b>7</b>	<b>الإجمالي</b>

Academic Staff by Job Title



Teaching Assistant by Status

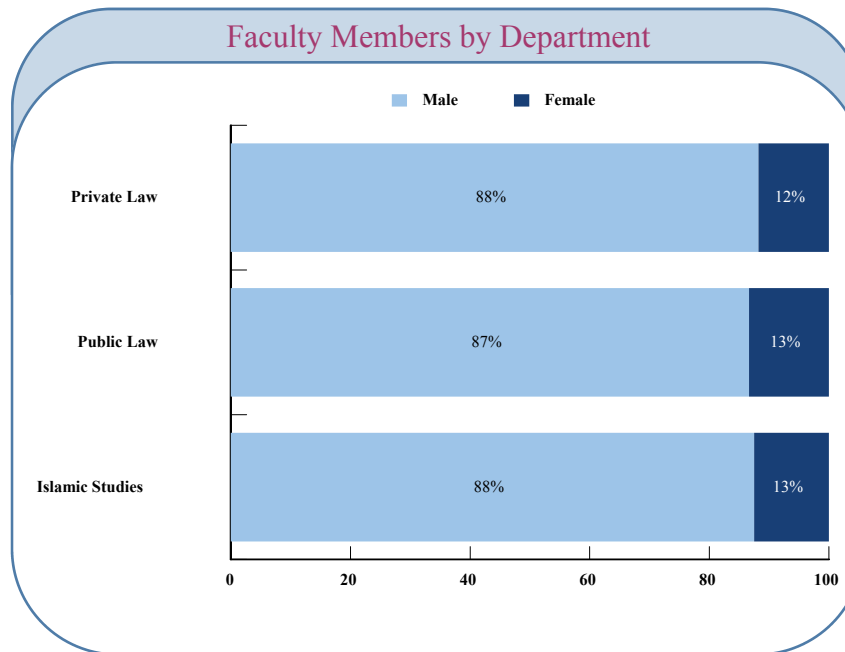
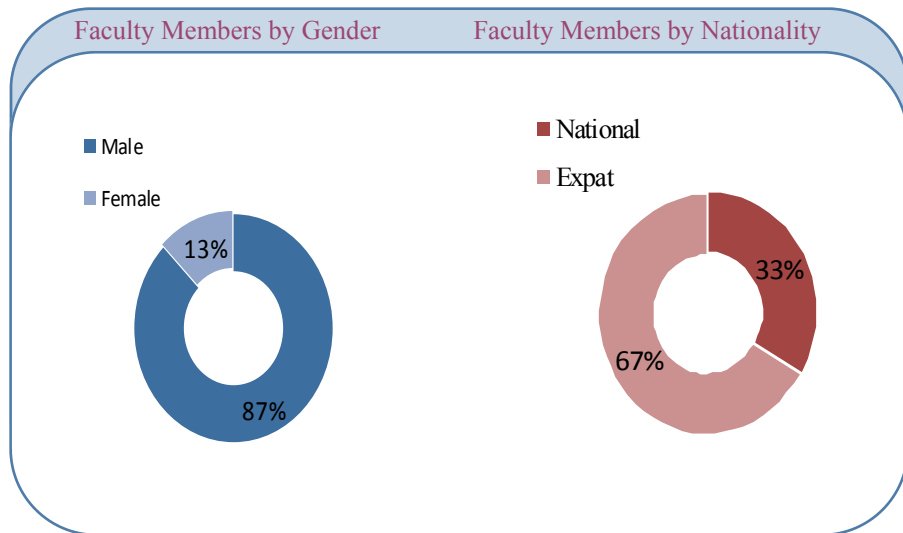


Faculty Members by Nationality, Gender and Department

أعضاء هيئة التدريس حسب الجنسية والنوع والقسم العلمي

	National	Expat.	Total	
Private Law	5	12	17	القانون الخاص
Public Law	4	11	15	القانون العام
Islamic Studies	7	9	16	الدراسات الإسلامية
<b>Total</b>	<b>16</b>	<b>32</b>	<b>48</b>	<b>الإجمالي</b>

	Male	Female	Total	
Private Law	15	2	17	القانون الخاص
Public Law	13	2	15	القانون العام
Islamic Studies	14	2	16	الدراسات الإسلامية
<b>Total</b>	<b>42</b>	<b>6</b>	<b>48</b>	<b>الإجمالي</b>

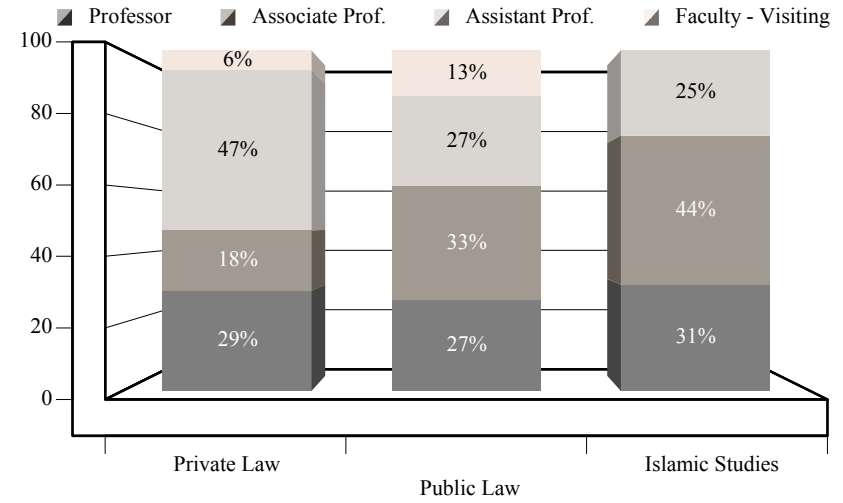


## Faculty Members by Rank &amp; Department

أعضاء هيئة التدريس حسب الرتبة والقسم العلمي

	Professor	Associate Prof.	Assistant Prof.	Faculty - Visiting	Total	
Private Law	5	3	8	1	17	القانون الخاص
Public Law	4	5	4	2	15	القانون العام
Islamic Studies	5	7	4	0	16	الدراسات الإسلامية
<b>Total</b>	<b>14</b>	<b>15</b>	<b>16</b>	<b>3</b>	<b>48</b>	<b>الإجمالي</b>

Faculty Members by Rank &amp; Department (%)



New Enrollments in Academic years 1980-1981 through 2017 – 2018

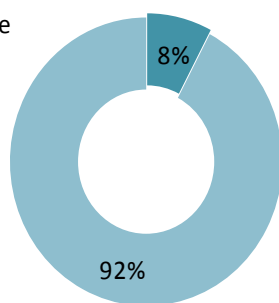
المقبولون للأعوام الجامعية 1980 - 1981 إلى 2017 – 2018

	80/81	81/82	82/83	83/84	84/85	85/86	86/87	87/88	88/89	89/90	90/91	91/92	92/93	93/94	94/95	95/96	96/97	97/98	98/99	
Male	29	32	15	23	23	15	37	57	66	44	39	22	35	48	110	67	68	71	55	ذكور
Female	0	0	0	0	0	0	0	20	44	38	37	36	29	44	110	54	83	101	47	إناث
<b>Total</b>	<b>29</b>	<b>32</b>	<b>15</b>	<b>23</b>	<b>23</b>	<b>15</b>	<b>37</b>	<b>77</b>	<b>110</b>	<b>82</b>	<b>76</b>	<b>58</b>	<b>64</b>	<b>92</b>	<b>220</b>	<b>121</b>	<b>151</b>	<b>172</b>	<b>102</b>	<b>إجمالي</b>

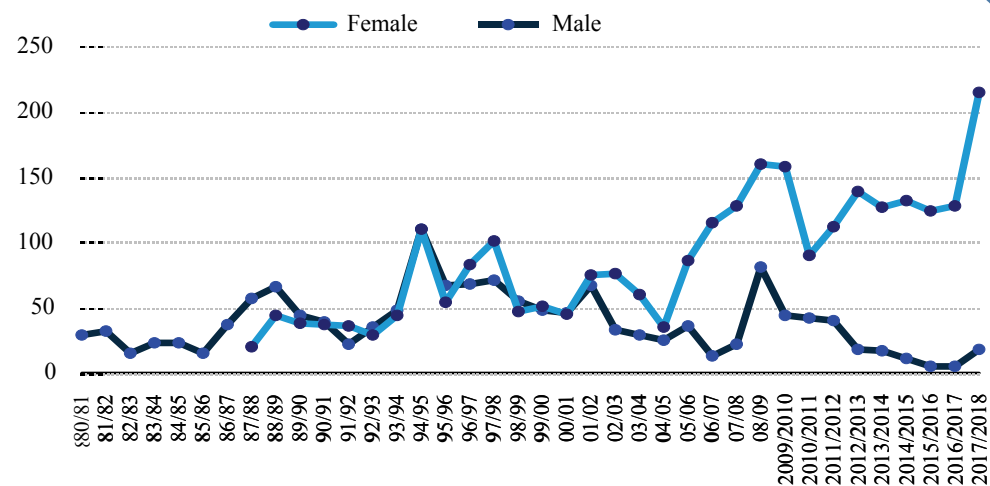
	99/00	00/01	01/02	02/03	03/04	04/05	05/06	06/07	07/08	08/09	09/010	010/011	011/012	012/013	013/014	014/015	015/016	016/017	017/018	
Male	48	46	67	33	29	25	36	13	22	81	44	42	40	18	17	11	5	5	18	ذكور
Female	51	45	75	76	60	35	86	115	128	160	158	90	112	139	127	132	134	128	215	إناث
<b>Total</b>	<b>99</b>	<b>91</b>	<b>142</b>	<b>109</b>	<b>89</b>	<b>60</b>	<b>122</b>	<b>128</b>	<b>150</b>	<b>241</b>	<b>202</b>	<b>132</b>	<b>152</b>	<b>157</b>	<b>144</b>	<b>143</b>	<b>139</b>	<b>133</b>	<b>233</b>	<b>إجمالي</b>

New Enrollments By Gender (%)

Male  
Female

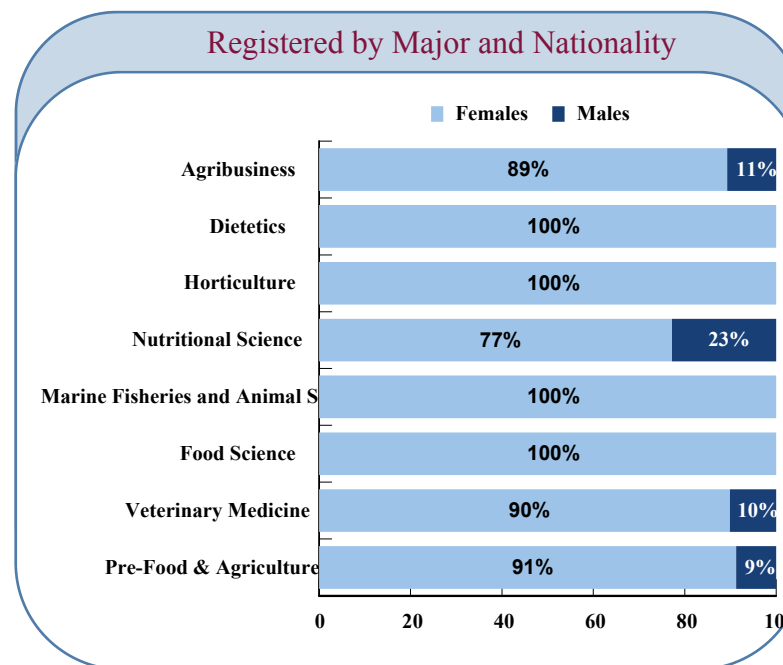


New Enrollments by Academic Year



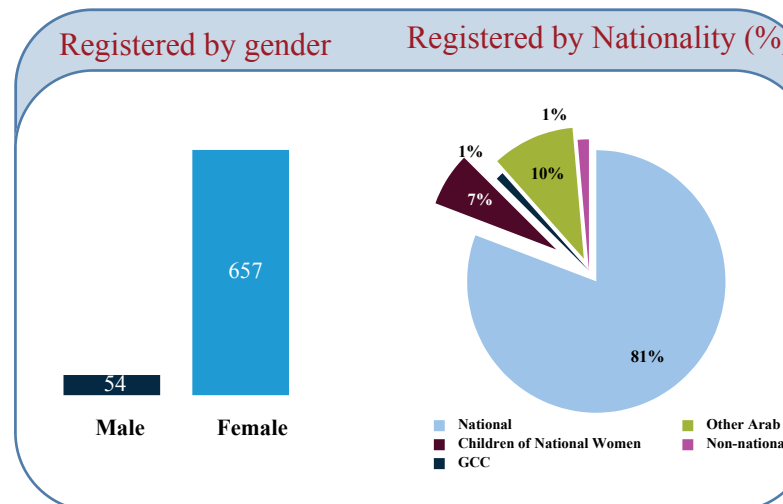


	U.A.E.		Children of National Women		G.C.C.		Other Arabs		Int'l		Total	
	M	F	M	F	M	F	M	F	M	F		
Agribusiness	1	46	1	3	0	0	2	1	2	0	56	الإدارة الزراعية
Dietetics	0	30	0	3	0	1	0	21	0	1	56	تنظيم التغذية
Horticulture	0	62	0	5	0	3	0	5	0	1	76	علم البساتين
Nutritional Science	8	54	0	3	1	0	8	3	1	1	79	علوم التغذية
Marine Fisheries and Animal Sc.	0	65	0	4	0	1	0	20	0	1	91	المصائد البحرية والإنتاج الحيواني
Food Science	0	19	0	3	0	0	0	1	0	0	23	علوم الغذاء
Veterinary Medicine	7	66	1	5	0	0	0	0	0	0	79	طب بيطري
Pre-Food & Agriculture	15	201	5	14	0	1	2	10	0	3	251	الإعداد لكلية الأغذية والزراعة
<b>Total</b>	<b>31</b>	<b>543</b>	<b>7</b>	<b>40</b>	<b>1</b>	<b>6</b>	<b>12</b>	<b>61</b>	<b>3</b>	<b>7</b>	<b>711</b>	<b>الإجمالي</b>



	Abu Dhabi	Dubai	Sharjah	R.A.K	Ajman	Fujairah	U.A.Q	Total
Male	47	6	0	0	0	0	1	54
Female	470	37	31	54	14	48	3	657
<b>Total</b>	<b>517</b>	<b>43</b>	<b>31</b>	<b>54</b>	<b>14</b>	<b>48</b>	<b>4</b>	<b>711</b>

	U.A.E	Children of National Woman	G.C.C	Other Arabs	Int'l	Total	
Male	31	7	1	12	3	54	ذكور
Female	543	40	6	61	7	657	إناث
<b>Total</b>	<b>574</b>	<b>47</b>	<b>7</b>	<b>73</b>	<b>10</b>	<b>711</b>	<b>الإجمالي</b>



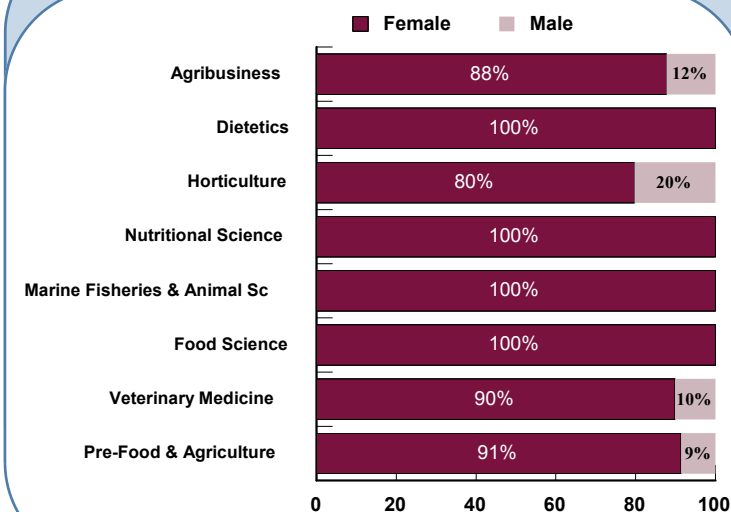
\*- Registered (2017/2018) = Graduates in Fall (2017/2018) + Registered Students in Spring (2017/2018)

	U.A.E.		Children of National Women		G.C.C.		Other Arabs		Int'l		Total	
	M	F	M	F	M	F	M	F	M	F		
Agribusiness	2	45	1	4	0	0	2	1	2	0	57	الإدارة الزراعية
Dietetics	0	29	0	3	0	1	0	20	0	1	54	تنظيم التغذية
Horticulture	6	48	0	3	1	0	6	3	1	1	69	علم البساتين
Nutritional Science	0	55	0	4	0	1	0	20	0	1	81	علوم التغذية
Marine Fisheries and Animal Sc.	0	13	0	2	0	0	0	1	0	0	16	المصائد البحرية والإنتاج الحيواني
Food Science	0	54	0	4	0	2	0	5	0	1	66	علوم الغذاء
Veterinary Medicine	7	67	1	4	0	0	0	0	0	0	79	طب بيطري
Pre-Food & Agriculture	15	239	5	15	0	1	5	7	0	3	290	الإعداد لكلية الأغذية والزراعة
<b>Total</b>	<b>30</b>	<b>550</b>	<b>7</b>	<b>39</b>	<b>1</b>	<b>5</b>	<b>13</b>	<b>57</b>	<b>3</b>	<b>7</b>	<b>712</b>	<b>الإجمالي</b>

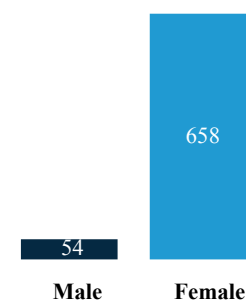
	Abu Dhabi	Dubai	Sharjah	R.A.K	Ajman	Fujairah	U.A.Q	Total
Male	46	6			1		1	54
Female	473	34	29	57	13	49	3	658
<b>Total</b>	<b>519</b>	<b>40</b>	<b>29</b>	<b>57</b>	<b>14</b>	<b>49</b>	<b>4</b>	<b>712</b>

	UAE	Children of National Women	G.C.C	Other Arabs	Int'l	Total	
Male	30	7	1	13	3	54	ذكور
Female	550	39	5	57	7	658	إناث
<b>Total</b>	<b>580</b>	<b>46</b>	<b>6</b>	<b>70</b>	<b>10</b>	<b>712</b>	<b>الإجمالي</b>

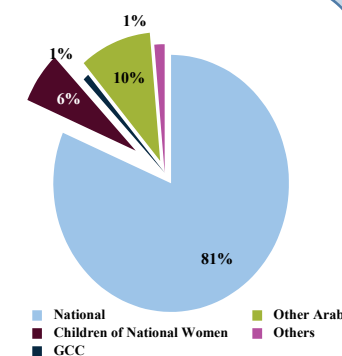
### Registered by Major & Gender



### Registered by Gender



### Registered by Nationality (%)

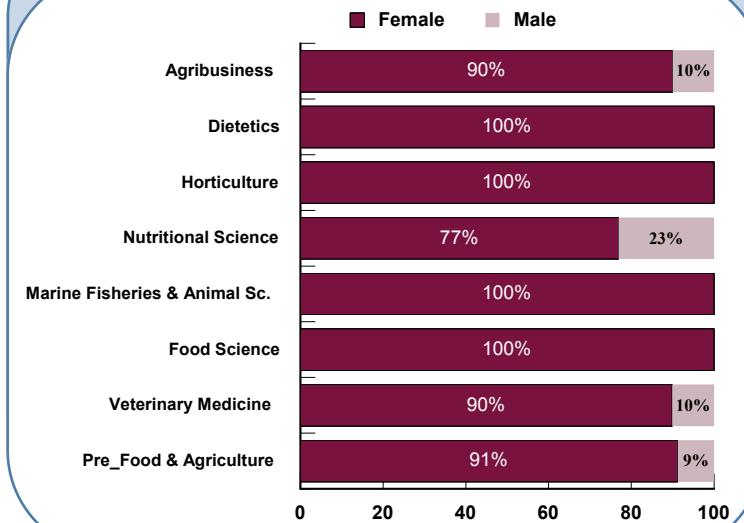


	U.A.E.		Children of National Women		G.C.C.		Other Arabs		Int'l		Total	
	M	F	M	F	M	F	M	F	M	F		
Agribusiness	0	41	1	3	0	0	2	1	2	0	50	الإدارة الزراعية
Dietetics	0	26	0	2	0	1	0	19	0	0	48	تنظيم التغذية
Horticulture	0	55	0	5	0	3	0	3	0	1	67	علم البساتين
Nutritional Science	7	45	0	3	1	0	7	2	0	0	65	علوم التغذية
Marine Fisheries and Animal Sc.	0	53	0	4	0	1	0	17	0	1	76	المصائد البحرية والإنتاج الحيواني
Food Science	0	19	0	3	0	0	0	1	0	0	23	علوم الغذاء
Veterinary Medicine	7	66	1	5	0	0	0	0	0	0	79	طب بيطري
Pre-Food & Agriculture	15	201	5	14	0	1	2	10	0	3	251	الإعداد لكلية الأغذية والزراعة
<b>Total</b>	<b>29</b>	<b>506</b>	<b>7</b>	<b>39</b>	<b>1</b>	<b>6</b>	<b>11</b>	<b>53</b>	<b>2</b>	<b>5</b>	<b>659</b>	<b>الإجمالي</b>

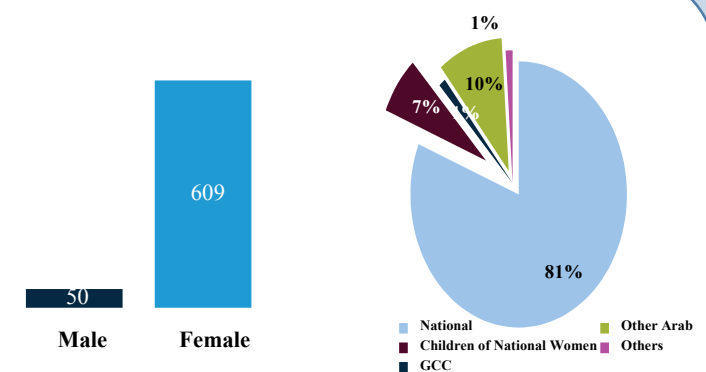
	Abu Dhabi	Dubai	Sharjah	R.A.K	Ajman	Fujairah	U.A.Q	Total
Male	43	6					1	50
Female	440	36	28	49	12	41	3	609
<b>Total</b>	<b>483</b>	<b>42</b>	<b>28</b>	<b>49</b>	<b>12</b>	<b>41</b>	<b>4</b>	<b>659</b>

	UAE	Children of National Woman	G.C.C	Other Arabs	Others	Total	
Male	29	7	1	11	2	50	ذكور
Female	506	39	6	53	5	609	إناث
<b>Total</b>	<b>535</b>	<b>46</b>	<b>7</b>	<b>64</b>	<b>7</b>	<b>659</b>	<b>الإجمالي</b>

### Registered by Major and Nationality



### Registered by Gender Registered by Nationality (%)

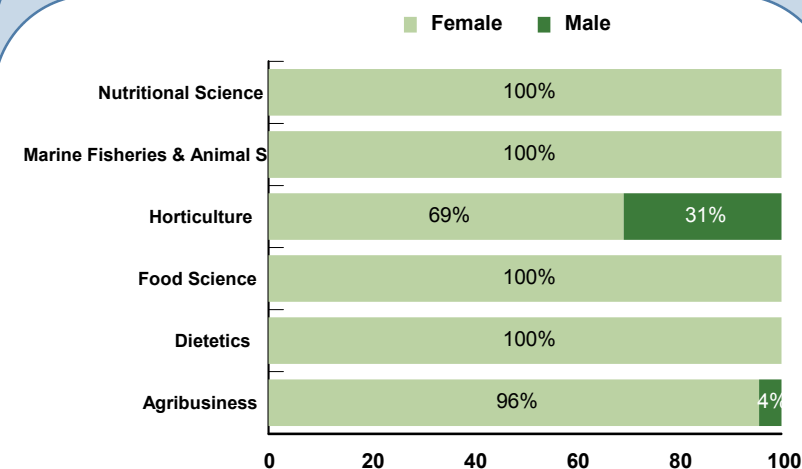


	U.A.E		Children of National Woman		G.C.C		Other Arabs		Int'l		Total	
	M	F	M	F	M	F	M	F	M	F		
Agribusiness	1	21	0	1	0	0	0	0	0	0	23	الإدارة الزراعية
Dietetics	0	5	0	1	0	0	0	6	0	1	13	تنظيم التغذية
Nutritional Science	0	15	0	0	0	0	0	11	0	1	27	علوم التغذية
Food Science	0	12	0	0	0	1	0	3	0	0	16	علوم الغذاء
Horticulture	4	14	0	0	0	0	3	3	1	1	26	علم البساتين
Marine Fisheries and Animal Sc	0	4	0	1	0	0	0	1	0	0	6	المصائد البحرية والإنتاج الحيواني
<b>Total</b>	<b>5</b>	<b>71</b>	<b>0</b>	<b>3</b>	<b>0</b>	<b>1</b>	<b>3</b>	<b>24</b>	<b>1</b>	<b>3</b>	<b>111</b>	<b>الإجمالي</b>

	Abu Dhabi	Dubai	Sharjah	R.A.K	Ajman	Fujairah	U.A.Q	Total
Male	9	0	0	0	0	0	0	9
Female	79	3	4	7	2	7		102
<b>Total</b>	<b>88</b>	<b>3</b>	<b>4</b>	<b>7</b>	<b>2</b>	<b>7</b>		<b>111</b>

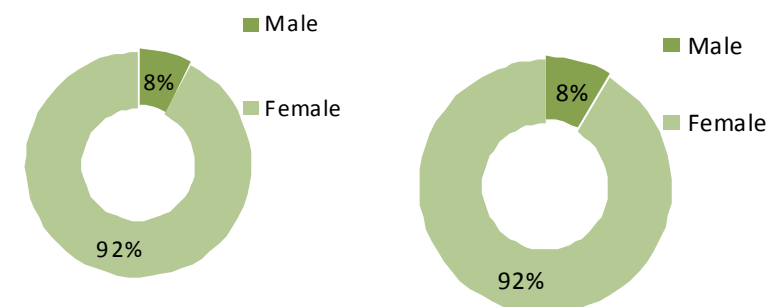
	0	Males	Females	Total	
U.A.E.		5	71	76	الإمارات
Children of National Woman		0	3	3	الأمهات مواطنات
G.C.C.		0	1	1	دول الخليج
Other Arabs		3	24	27	دول عربية
Int'l		1	3	4	أخرى
<b>Total</b>		<b>9</b>	<b>102</b>	<b>111</b>	<b>الإجمالي</b>

### Graduates by major & gender(%)

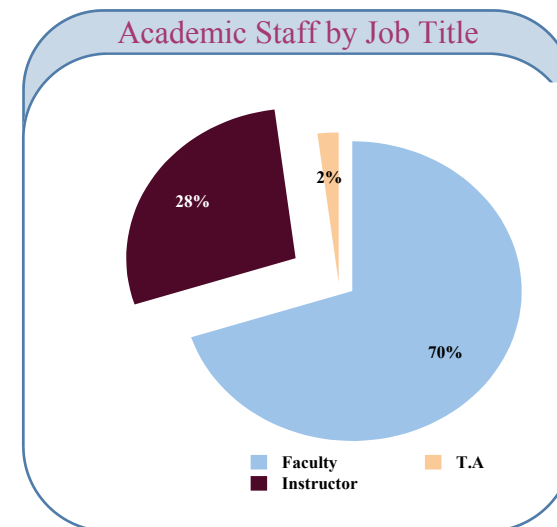


### Graduates in fall semester

### Graduates in spring & summer semester



	Faculty member	Instructor	T.A	
Arid land Agriculture	12	3	1	زراعة الأراضي القاحلة
Food Sciences	5	4	0	علوم الغذاء
Agribusiness & Consumer Sciences	6	1	0	الإدارة الزراعية وعلوم المستهلك
Nutrition & Health	7	4	0	التغذية والصحة
Veterinary Medicine	5	2	0	طب بيطرى
<b>Total</b>	<b>35</b>	<b>14</b>	<b>1</b>	<b>الإجمالي</b>

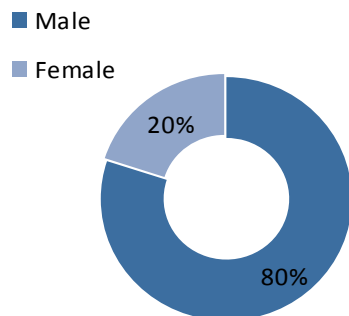


	Faculty member	Instructor	T.A	
Male	28	6	0	ذكور
Female	7	8	1	إناث
<b>Total</b>	<b>35</b>	<b>14</b>	<b>1</b>	<b>الإجمالي</b>

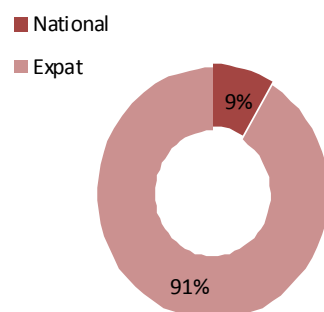
	National	Expat.	Total	
Arid land Agriculture	2	10	12	زراعة الأراضي القاحلة
Food Sciences	0	5	5	علوم الغذاء
Agribusiness & Consumer Sciences	0	6	6	الإدارة الزراعية وعلوم المستهلك
Nutrition & Health	1	6	7	التغذية والصحة
Veterinary Medicine	0	5	5	طب بيطرى
<b>Total</b>	<b>3</b>	<b>32</b>	<b>35</b>	<b>الإجمالي</b>

	Male	Female	Total	
Arid land Agriculture	11	1	12	زراعة الأراضي القاحلة
Food Sciences	4	1	5	علوم الغذاء
Agribusiness & Consumer Sciences	6	0	6	الإدارة الزراعية وعلوم المستهلك
Nutrition & Health	2	5	7	التغذية والصحة
Veterinary Medicine	5	0	5	طب بيطرى
<b>Total</b>	<b>28</b>	<b>7</b>	<b>35</b>	<b>الإجمالي</b>

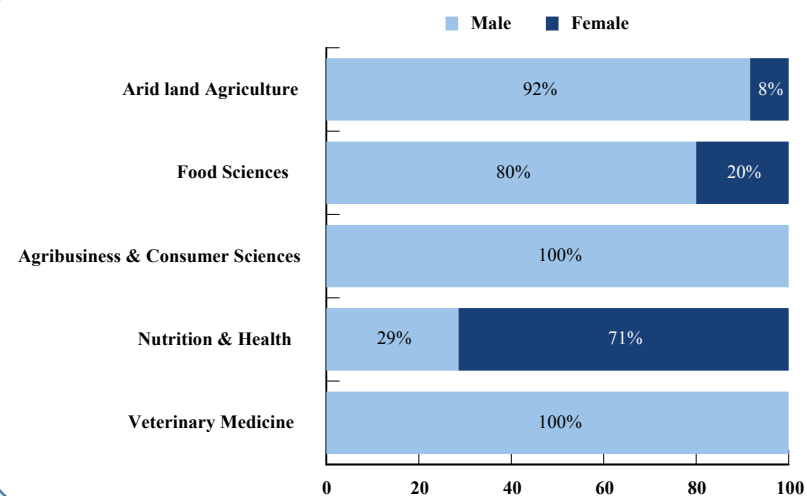
### Faculty Members by Gender



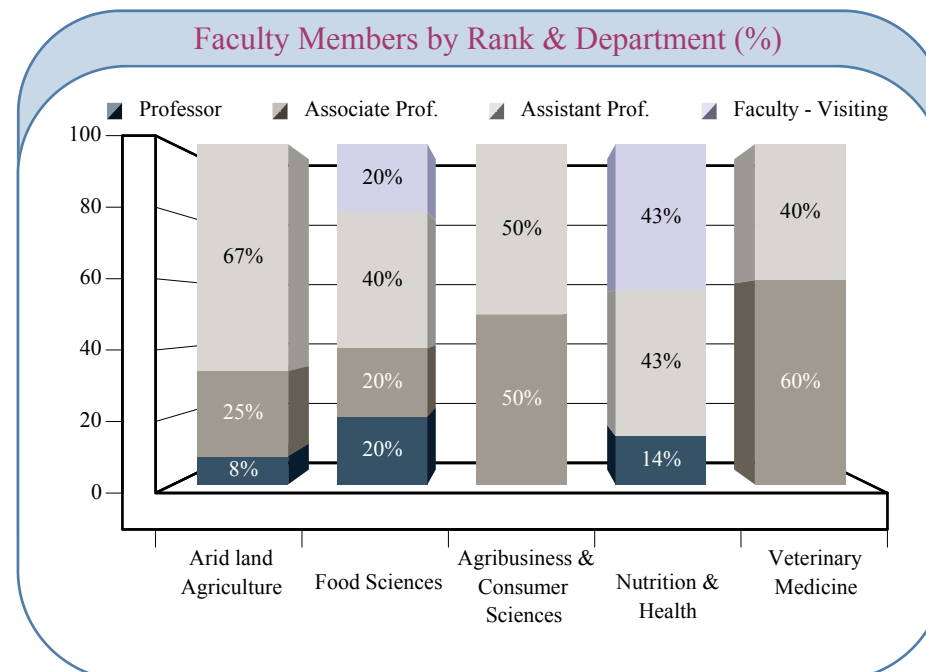
### Faculty Members by Nationality



### Faculty Members by Department



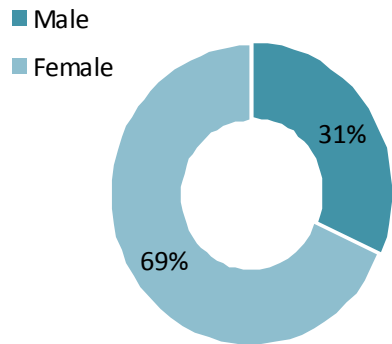
	Professor	Associate Prof.	Assistant Prof.	Faculty - Visiting	Total	
Arid land Agriculture	1	3	8	0	12	زراعة الأراضي القاحلة
Food Sciences	1	1	2	1	5	علوم الغذاء
Agribusiness & Consumer Sciences	0	3	3	0	6	الإدارة الزراعية وعلوم المستهلك
Nutrition & Health	1	0	3	3	7	التغذية والصحة
Veterinary Medicine	0	3	2	0	5	طب بيطري
<b>Total</b>	<b>3</b>	<b>10</b>	<b>18</b>	<b>4</b>	<b>35</b>	<b>الإجمالي</b>



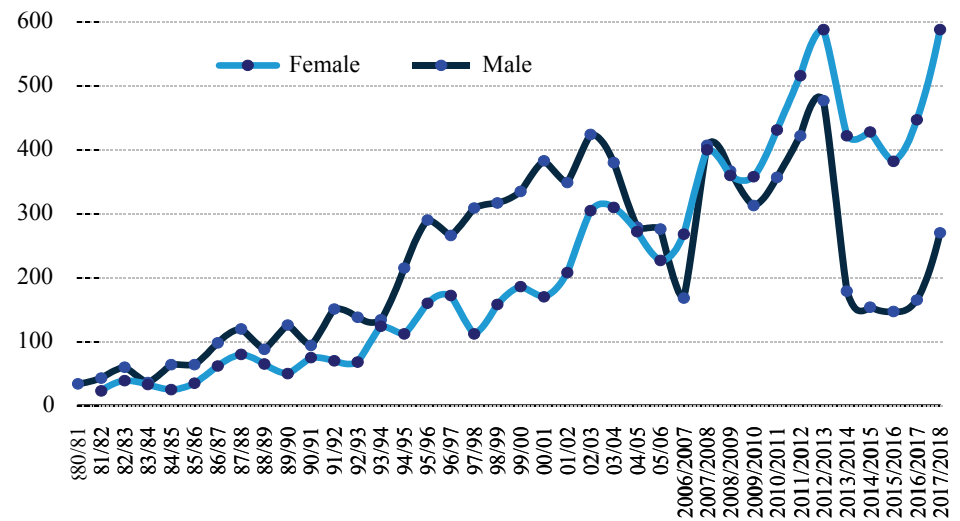
	80/81	81/82	82/83	83/84	84/85	85/86	86/87	87/88	88/89	89/90	90/91	91/92	92/93	93/94	94/95	95/96	96/97	97/98	
Male	34	43	60	36	64	64	98	120	88	126	94	151	138	134	215	290	266	309	ذكور
Female	0	23	39	33	25	35	62	80	65	50	75	70	68	124	112	160	172	112	إناث
<b>Total</b>	<b>34</b>	<b>66</b>	<b>99</b>	<b>69</b>	<b>89</b>	<b>99</b>	<b>160</b>	<b>200</b>	<b>153</b>	<b>176</b>	<b>169</b>	<b>221</b>	<b>206</b>	<b>258</b>	<b>327</b>	<b>450</b>	<b>438</b>	<b>421</b>	<b>إجمالي</b>

	98/99	99/00	00/01	01/02	02/03	03/04	04/05	05/06	06/07	07/08	08/09	09/10	10/011	11/012	12/013	13/014	14/015	15/016	16/017	
Male	317	335	383	349	424	380	279	276	168	407	367	313	357	422	477	179	154	147	270	ذكور
Female	158	186	170	208	305	310	272	227	268	400	360	358	431	516	588	422	428	382	588	إناث
<b>Total</b>	<b>475</b>	<b>521</b>	<b>553</b>	<b>557</b>	<b>729</b>	<b>690</b>	<b>551</b>	<b>503</b>	<b>436</b>	<b>807</b>	<b>727</b>	<b>671</b>	<b>788</b>	<b>938</b>	<b>1065</b>	<b>601</b>	<b>582</b>	<b>529</b>	<b>858</b>	<b>إجمالي</b>

New Enrollments By Gender (%)



New Enrollments by Academic Year



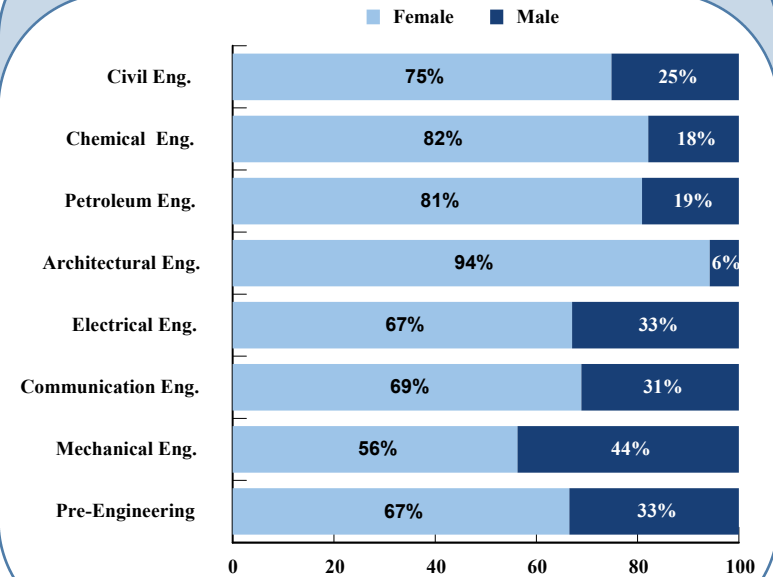


	U.A.E.		Children of National Women		G.C.C.		Other Arabs		Int'l		Total	
	M	F	M	F	M	F	M	F	M	F		
Civil Engineering	47	195	3	7	0	1	19	10	3	1	286	هندسة مدنية
Chemical Engineering	70	356	12	20	1	1	4	32	3	4	503	هندسة كيميائية
Petroleum Eng.	19	83	1	8	0	0	1	2	1	0	115	هندسة البترول
Architectural Eng.	5	130	1	7	0	1	2	24	2	2	174	هندسة معمارية
Electrical Engineering	55	163	8	8	1	1	23	7	1	0	267	هندسة كهربائية
Communications Eng.	14	23		3	0	0	0	5	0	0	45	هندسة اتصالات
Mechanical Eng.	102	179	13	13	1	0	36	9	5	1	359	هندسة ميكانيكية
Pre-Engineering	261	599	46	37	3	3	15	14	5	3	986	الإعداد لكلية لهندسة
<b>Total</b>	<b>573</b>	<b>1728</b>	<b>84</b>	<b>103</b>	<b>6</b>	<b>7</b>	<b>100</b>	<b>103</b>	<b>20</b>	<b>11</b>	<b>2735</b>	<b>الإجمالي</b>

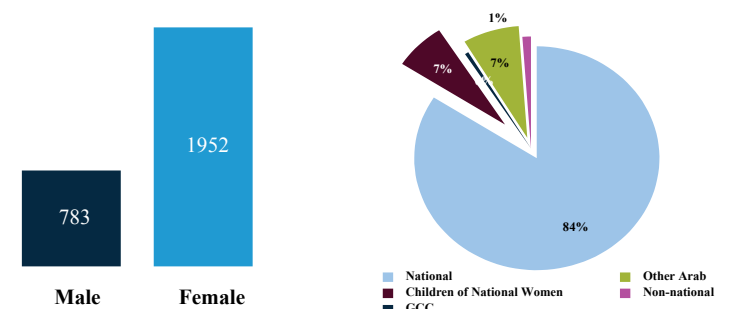
	Abu Dhabi	Dubai	Sharjah	R.A.K	Ajman	Fujairah	U.A.Q	Total
Male	513	50	78	51	25	59	5	783
Female	1008	106	200	238	55	322	23	1952
<b>Total</b>	<b>1521</b>	<b>156</b>	<b>278</b>	<b>289</b>	<b>80</b>	<b>381</b>	<b>28</b>	<b>2735</b>

	U.A.E	Children of National Woman	G.C.C	Other Arabs	Int'l	Total	
Male	573	84	6	100	20	783	ذكور
Female	1728	103	7	103	11	1952	إناث
<b>Total</b>	<b>2301</b>	<b>187</b>	<b>13</b>	<b>203</b>	<b>31</b>	<b>2735</b>	<b>الإجمالي</b>

## Registered by Major & Gender



## Registered by Gender Registered by Nationality (%)



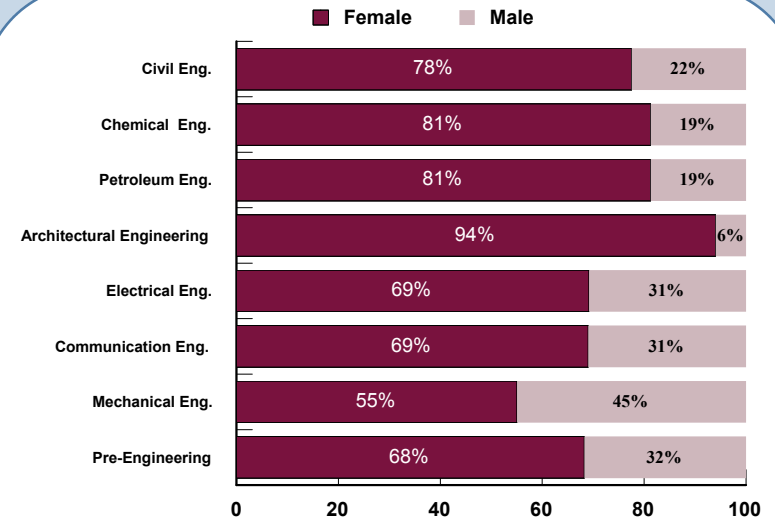
\*- Registered (2017/2018) = Graduates in Fall (2017/2018) + Registered Students in Spring (2017/2018)

	U.A.E.		Children of National Women		G.C.C.		Other Arabs		Int'l		Total	
	M	F	M	F	M	F	M	F	M	F		
Civil Engineering	36	182	4	7	0	1	15	9	3	2	259	هندسة مدنية
Chemical Engineering	65	311	12	16	0	1	4	30	2	3	444	هندسة كيميائية
Petroleum Eng.	18	76	1	9	0	0	1	2	0	0	107	هندسة البترول
Architectural Eng.	4	110	1	7	0	1	2	23	2	2	152	هندسة معمارية
Electrical Engineering	48	149	5	8	1	1	18	6	1	0	237	هندسة كهربائية
Communications Eng.	13	22	0	3	0	0	0	4	0	0	42	هندسة اتصالات
Mechanical Eng.	91	157	13	12	2	0	35	9	5	1	325	هندسة ميكانيكية
Pre-Engineering	299	773	53	44	4	3	26	14	7	3	1226	الإعداد لكلية لهندسة
<b>Total</b>	<b>574</b>	<b>1780</b>	<b>89</b>	<b>106</b>	<b>7</b>	<b>7</b>	<b>101</b>	<b>97</b>	<b>20</b>	<b>11</b>	<b>2792</b>	<b>الإجمالي</b>

	Abu Dhabi	Dubai	Sharjah	R.A.K	Ajman	Fujairah	U.A.Q	Int'l	Total
Male	515	50	82	51	25	61	5	2	791
Female	1017	112	199	254	56	339	24	0	2001
<b>Total</b>	<b>1532</b>	<b>162</b>	<b>281</b>	<b>305</b>	<b>81</b>	<b>400</b>	<b>29</b>	<b>2</b>	<b>2792</b>

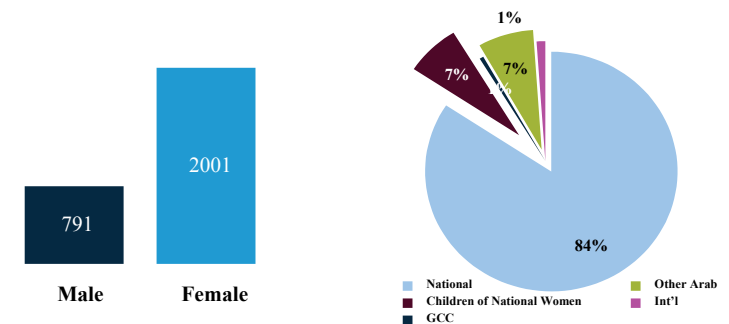
	UAE	Children of National Women	G.C.C	Other Arabs	Int'l	Total
Male	574	89	7	101	20	791
Female	1780	106	7	97	11	2001
<b>Total</b>	<b>2354</b>	<b>195</b>	<b>14</b>	<b>198</b>	<b>31</b>	<b>2792</b>

### Registered by Major and Nationality



### Registered by Gender

### Registered by Nationality (%)

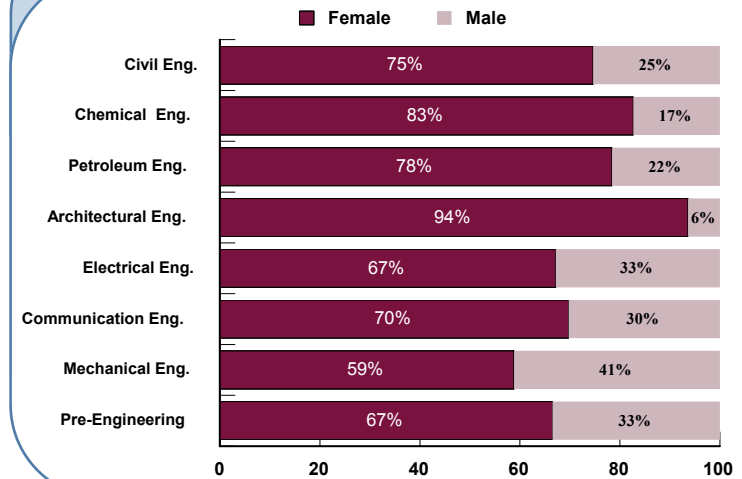


	U.A.E.		Children of National Women		G.C.C.		Other Arabs		Int'l		Total	
	M	F	M	F	M	F	M	F	M	F		
Civil Engineering	46	167	3	6	0	0	10	6	2	1	241	هندسة مدنية
Chemical Engineering	65	332	10	19	1	1	2	27	2	3	462	هندسة كيميائية
Petroleum Eng.	19	72	1	7	0	0	1	1	1	0	102	هندسة البترول
Architectural Eng.	5	119	1	7	0	0	2	20	2	2	158	هندسة معمارية
Electrical Engineering	52	148	8	8	1	1	19	7	0	0	244	هندسة كهربائية
Communications Eng.	13	22	0	3	0	0	0	5	0	0	43	هندسة اتصالات
Mechanical Eng.	85	169	13	13	0	0	30	8	5	0	323	هندسة ميكانيكية
Pre-Engineering	261	599	46	37	3	3	15	14	5	3	986	الإعداد لكلية لهندسة
<b>Total</b>	<b>546</b>	<b>1628</b>	<b>82</b>	<b>100</b>	<b>5</b>	<b>5</b>	<b>79</b>	<b>88</b>	<b>17</b>	<b>9</b>	<b>2559</b>	<b>الإجمالي</b>

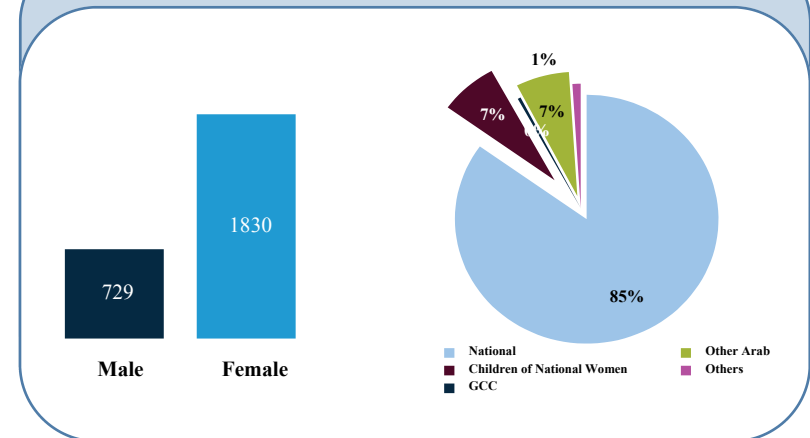
	Abu Dhabi	Dubai	Sharjah	R.A.K	Ajman	Fujairah	U.A.Q	Total
Male	472	49	75	47	23	56	5	729
Female	939	97	191	225	53	305	20	1830
<b>Total</b>	<b>1411</b>	<b>146</b>	<b>266</b>	<b>272</b>	<b>76</b>	<b>361</b>	<b>25</b>	<b>2559</b>

	UAE	Children of National Woman	G.C.C	Other Arabs	Int'l	Total	
Male	546	82	5	79	17	729	ذكور
Female	1628	100	5	88	9	1830	إناث
<b>Total</b>	<b>2174</b>	<b>182</b>	<b>10</b>	<b>167</b>	<b>26</b>	<b>2559</b>	<b>الإجمالي</b>

### Registered by Major and Nationality



### Registered by Gender Registered by Nationality (%)

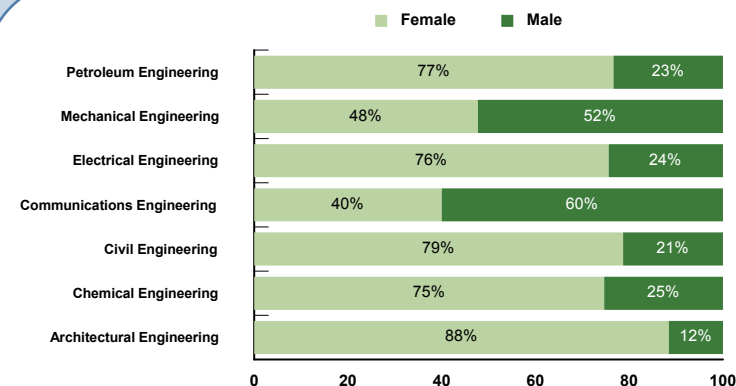


	U.A.E		Children of National Woman		G.C.C		Other Arabs		Int'l		Total	
	M	F	M	F	M	F	M	F	M	F		
Civil Engineering	4	41	0	1	0	1	9	5	0	0	61	هندسة مدنية
Chemical Engineering	13	48	3	1	0	0	2	6	1	1	75	هندسة كيميائية
Petroleum Engineering	4	19	1	3	0	0	1	1	1	0	30	هندسة البترول
Architectural Engineering	1	15	0	0	0	1	0	6	2	1	26	هندسة معمارية
Electrical Engineering	3	31	0	0	0	0	6	0	1	0	41	هندسة كهربائية
Communications Eng.	3	1	0	1	0	0	0	0	0	0	5	هندسة اتصالات
Mechanical Engineering	31	38	1	2	1	0	11	1	2	1	88	هندسة ميكانيكية
<b>Total</b>	<b>59</b>	<b>193</b>	<b>5</b>	<b>8</b>	<b>1</b>	<b>2</b>	<b>29</b>	<b>19</b>	<b>7</b>	<b>3</b>	<b>326</b>	<b>الإجمالي</b>

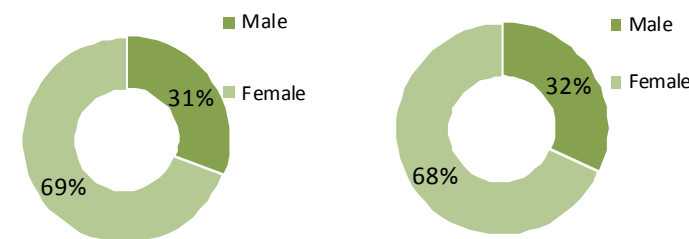
	Abu Dhabi	Dubai	Sharjah	R.A.K	Ajman	Fujairah	U.A.Q	Total
Male	72	9	5	7	3	5	0	101
Female	120	20	21	24	2	34	4	225
<b>Total</b>	<b>192</b>	<b>29</b>	<b>26</b>	<b>31</b>	<b>5</b>	<b>39</b>	<b>4</b>	<b>326</b>

	Male	Female	Total	
U.A.E.	59	193	252	الإمارات
Children of National Woman	5	8	13	الامهات مواطنات
G.C.C.	1	2	3	دول الخليج
Other Arabs	29	19	48	دول عربية
Int'l	7	3	10	أخرى
<b>Total</b>	<b>101</b>	<b>225</b>	<b>326</b>	<b>الإجمالي</b>

Graduates by Major & Gender



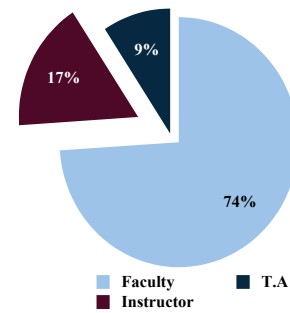
Graduates in Fall Semester Graduates in Spring & Summer Semester



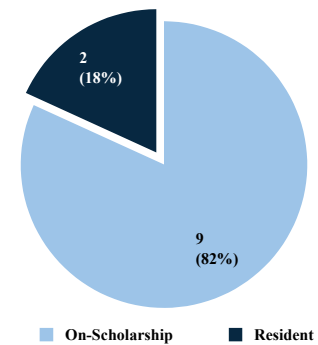
	Faculty member	Instructor	T.A	
Civil Engineering	22	2	2	الهندسة المدنية
Chemical & Petroleum Engineering	21	2	1	الهندسة الكيميائية والبتروول
Architectural Engineering	15	5	2	الهندسة المعمارية
Electrical Engineering	15	2	4	الهندسة الكهربائية
Mechanical Engineering	15	2	2	الهندسة الميكانيكية
Engineering Requirement	0	7	0	المتطلبات الهندسية
<b>Total</b>	<b>88</b>	<b>20</b>	<b>11</b>	<b>الإجمالي</b>

	Faculty member	Instructor	T.A	
Male	83	16	8	ذكور
Female	5	4	3	إناث
<b>Total</b>	<b>88</b>	<b>20</b>	<b>11</b>	<b>الإجمالي</b>

Academic Staff by Job Title



Teaching Assistant by Status



## Faculty Members by Nationality, Gender and Job Title

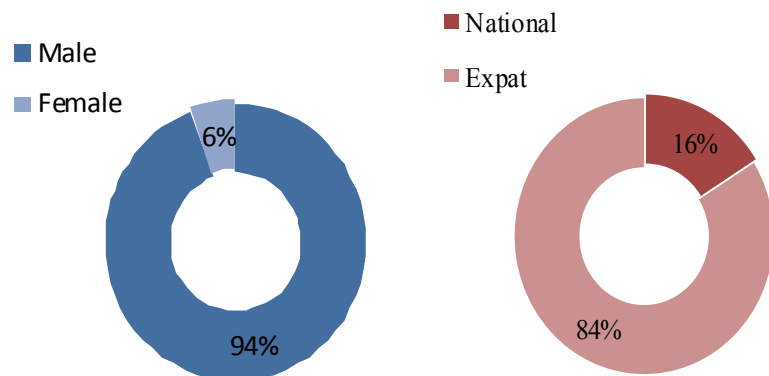
## أعضاء هيئة التدريس حسب الجنسية والنوع والقسم العلمي

	National	Expat.	Total	
Civil Engineering	3	19	22	الهندسة المدنية
Chemical & Petroleum Engineering	5	16	21	الهندسة الكيميائية والبتترول
Architectural Engineering	1	14	15	الهندسة المعمارية
Electrical Engineering	3	12	15	الهندسة الكهربائية
Mechanical Engineering	2	13	15	الهندسة الميكانيكية
<b>Total</b>	<b>14</b>	<b>74</b>	<b>88</b>	<b>الإجمالي</b>

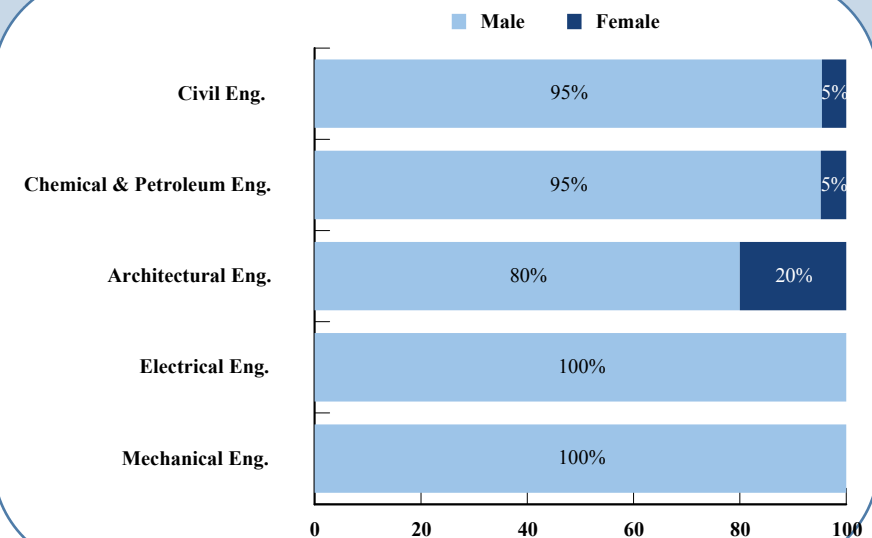
	Male	Female	Total	
Civil Engineering	21	1	22	الهندسة المدنية
Chemical & Petroleum Engineering	20	1	21	الهندسة الكيميائية والبتترول
Architectural Engineering	12	3	15	الهندسة المعمارية
Electrical Engineering	15	0	15	الهندسة الكهربائية
Mechanical Engineering	15	0	15	الهندسة الميكانيكية
<b>Total</b>	<b>83</b>	<b>5</b>	<b>88</b>	<b>الإجمالي</b>

Faculty Members by Gender

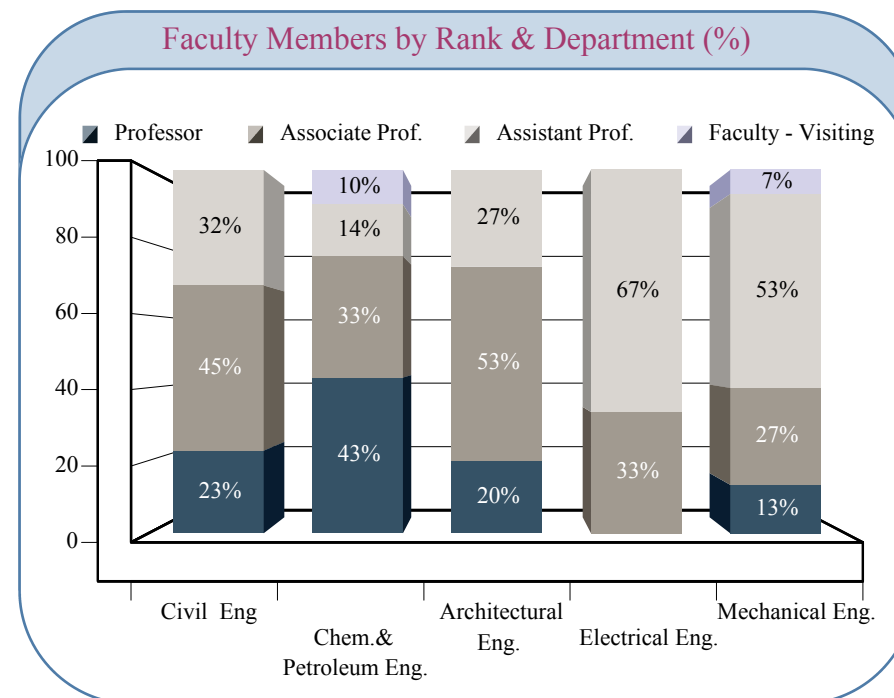
Faculty Members by Nationality



Faculty Members by Department



	Professor	Associate Prof.	Assistant Prof.	Faculty - Visiting	Total	
Civil Engineering	5	10	7	0	22	الهندسة المدنية
Chemical & Petroleum Engineering	9	7	3	2	21	الهندسة الكيميائية والبتترول
Architectural Engineering	3	8	4	0	15	الهندسة المعمارية
Electrical Engineering	0	5	10	0	15	الهندسة الكهربائية
Mechanical Engineering	2	4	8	1	15	الهندسة الميكانيكية
<b>Total</b>	<b>19</b>	<b>34</b>	<b>32</b>	<b>3</b>	<b>88</b>	<b>الإجمالي</b>



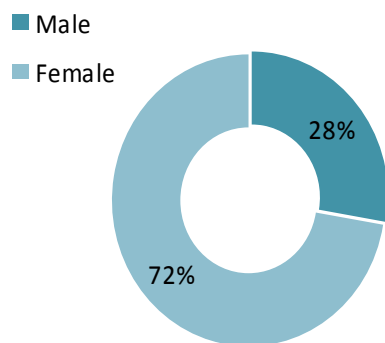
New Enrollments in Academic years 1986-1987 through 2017 – 2018

المقبولون للأعوام الجامعية 1986-1987 إلى 2017 – 2018

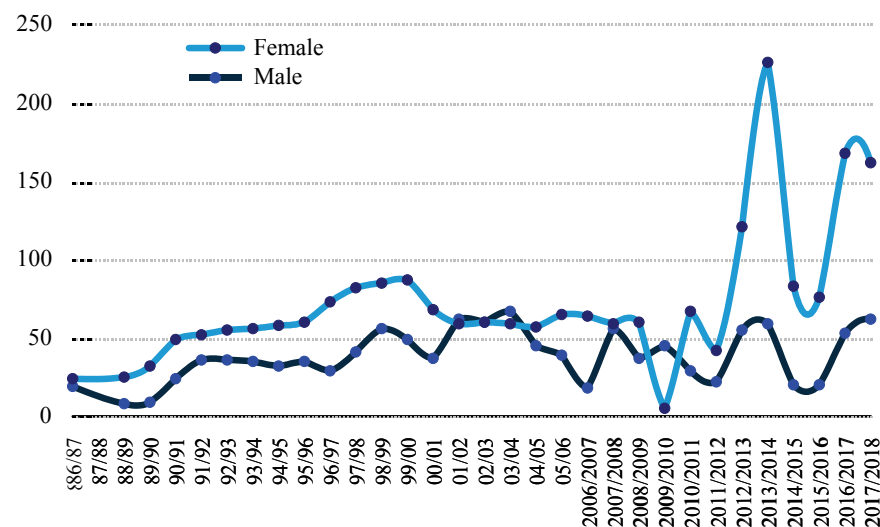
	86/87	87/88	88/89	89/90	90/91	91/92	92/93	93/94	94/95	95/96	96/97	97/98	99/00	00/01	01/02	
Male	19	0	8	9	24	36	36	35	32	35	29	41	49	37	62	ذكور
Female	24	0	25	32	49	52	55	56	58	60	73	82	87	68	59	إناث
<b>Total</b>	<b>43</b>	<b>0</b>	<b>33</b>	<b>41</b>	<b>73</b>	<b>88</b>	<b>91</b>	<b>91</b>	<b>90</b>	<b>95</b>	<b>102</b>	<b>123</b>	<b>136</b>	<b>105</b>	<b>121</b>	<b>إجمالي</b>

	02/03	03/04	04/05	05/06	06/07	07/08	08/09	09/010	010/011	011/012	012/013	013/014	014/015	015/016	016/017	
Male	60	67	45	39	18	56	37	45	29	22	55	59	20	20	62	ذكور
Female	60	59	57	65	64	59	60	5	67	42	121	226	83	76	162	إناث
<b>Total</b>	<b>120</b>	<b>126</b>	<b>102</b>	<b>104</b>	<b>82</b>	<b>115</b>	<b>97</b>	<b>50</b>	<b>96</b>	<b>64</b>	<b>176</b>	<b>285</b>	<b>103</b>	<b>96</b>	<b>224</b>	<b>إجمالي</b>

New Enrollments By Gender (%)



New Enrollments by Academic Year



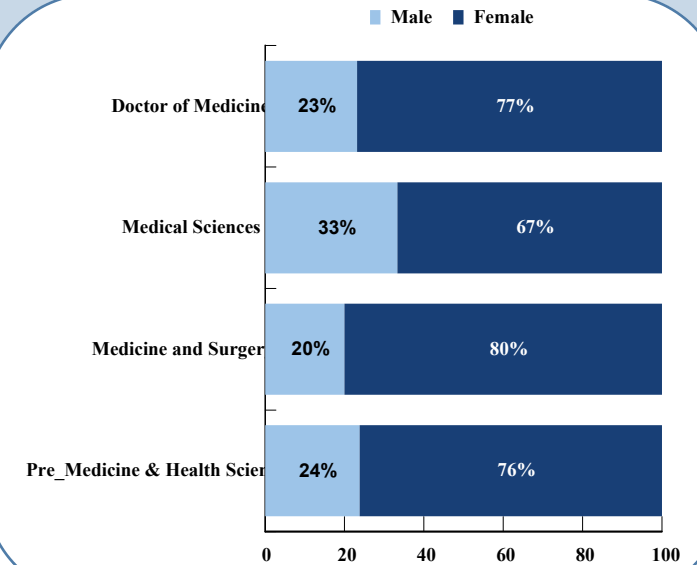


	U.A.E.		Children of National Women		GCC		Other Arabs		Int'l		Total	
	M	F	M	F	M	F	M	F	M	F		
Doctor of Medicine	43	154	7	14	0	0	0	0	1	1	220	طبيب
Medical Sciences	1	0	0	0	0	0	0	0	0	0	1	العلوم الطبية
Medicine and Surgery	1	3	0	1	0	0	0	0	0	0	5	الطب والعلوم الصحية
Pre-Medicine & Health	62	222	7	10	1	0	2	5	2	0	311	الإعداد لكلية الطب
<b>Total</b>	<b>107</b>	<b>379</b>	<b>14</b>	<b>25</b>	<b>1</b>	<b>0</b>	<b>2</b>	<b>5</b>	<b>3</b>	<b>1</b>	<b>537</b>	<b>الإجمالي</b>

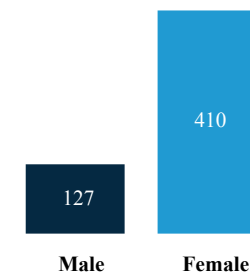
	Abu Dhabi	Dubai	Sharjah	R.A.K	Ajman	Fujairah	U.A.Q	Total	
	Male	78	16	10	8	5	9	1	
Female	269	44	36	23	7	23	8	410	إناث
<b>Total</b>	<b>347</b>	<b>60</b>	<b>46</b>	<b>31</b>	<b>12</b>	<b>32</b>	<b>9</b>	<b>537</b>	<b>الإجمالي</b>

	U.A.E	Children of National Woman	GCC	Other Arabs	Int'l	Total	
Male	107	14	1	2	3	127	ذكور
Female	379	25	0	5	1	410	إناث
<b>Total</b>	<b>486</b>	<b>39</b>	<b>1</b>	<b>7</b>	<b>4</b>	<b>537</b>	<b>الإجمالي</b>

## Registered by Major and Gender



## Registered by Gender



\*- Registered (2017/2018) = Graduates in Fall (2017/2018) + Registered Students in Spring (2017/2018)

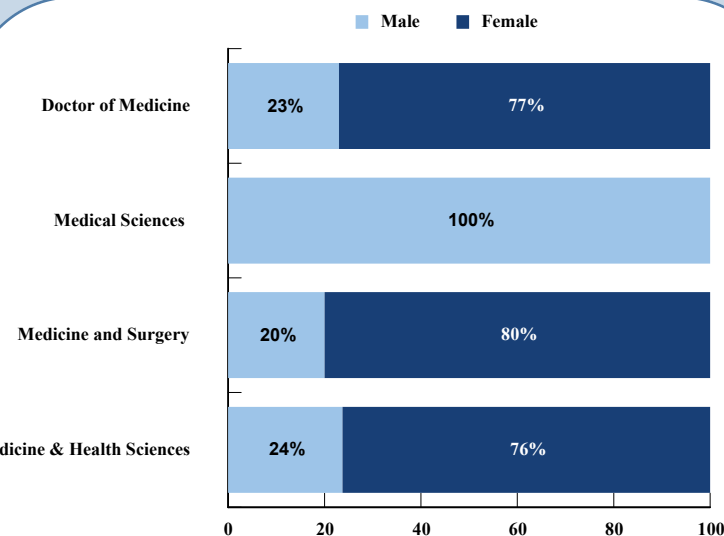
	U.A.E.		Children of National Women		G.C.C		Other Arabs		Int'l		Total	
	M	F	M	F	M	F	M	F	M	F		
Doctor of Medicine	43	156	7	14	0	0	0	1	1	0	222	طبيب
Medical Sciences	1	0	0	0	0	0	0	0	0	0	1	العلوم الطبية
Medicine and Surgery	1	3	0	1	0	0	0	0	0	0	5	الطب والعلوم الصحية
Pre-Medicine & Health Sciences	63	226	8	10	1	0	2	5	1	0	316	الإعداد لكتية الطب
<b>Total</b>	<b>108</b>	<b>385</b>	<b>15</b>	<b>25</b>	<b>1</b>	<b>0</b>	<b>2</b>	<b>6</b>	<b>2</b>	<b>0</b>	<b>544</b>	<b>الإجمالي</b>

Pre-Medicine & Health Sciences

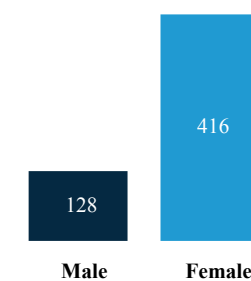
	Abu Dhabi	Dubai	Sharjah	R.A.K	Ajman	Al Fujairah	U. Q	Total
Male	77	18	10	9	5	8	1	128
Female	277	43	35	23	5	25	8	416
<b>Total</b>	<b>354</b>	<b>61</b>	<b>45</b>	<b>32</b>	<b>10</b>	<b>33</b>	<b>9</b>	<b>544</b>

	U.A.E	Children of National Woman	G.C.C	Other Arabs	Int'l	Total	
Male	108	15	1	2	2	128	ذكور
Female	385	25	0	6	0	416	إناث
<b>Total</b>	<b>493</b>	<b>40</b>	<b>1</b>	<b>8</b>	<b>2</b>	<b>544</b>	<b>الإجمالي</b>

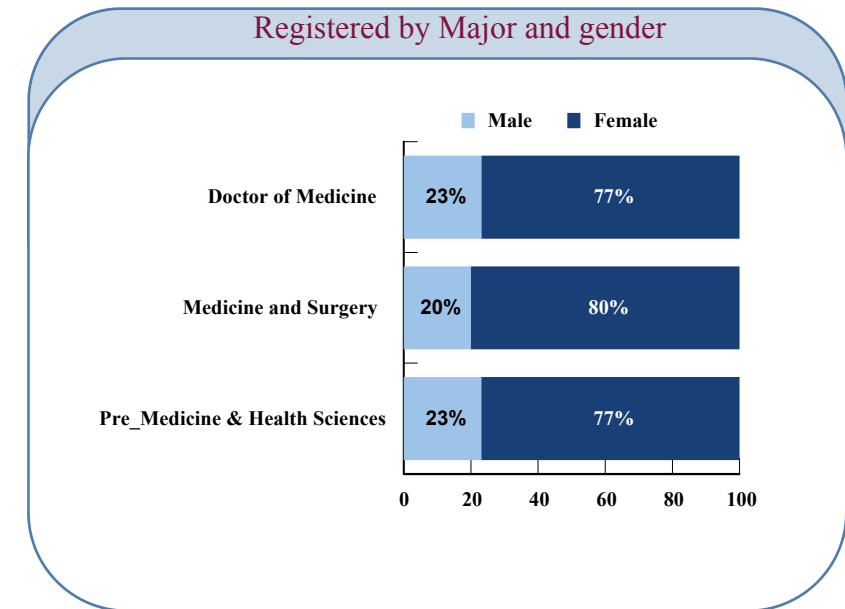
### Registered by Major and Gender



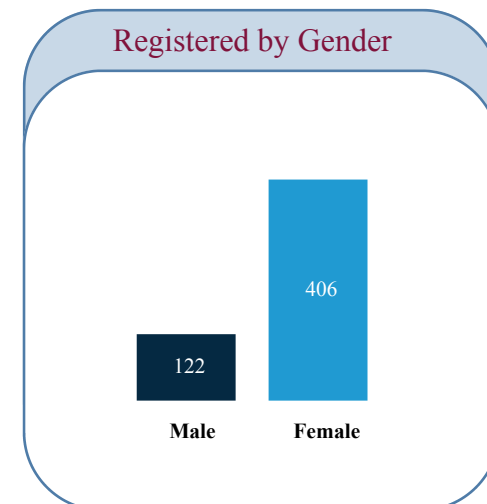
### Registered by Gender



	U.A.E.		Children of National Women		G.C.C		Other Arabs		Int'l		Total	
	M	F	M	F	M	F	M	F	M	F		
<b>Doctor of Medicine</b>	43	154	7	14	0	0	0	0	1	1	<b>220</b>	طبيب
<b>Medicine and</b>	1	3	0	1	0	0	0	0	0	0	<b>5</b>	الطب والعلوم الصحية
<b>Pre-Medicine &amp; Health Sciences</b>	58	218	7	10	0	1	2	5	2	0	<b>303</b>	الإعداد لكلية الطب
<b>Total</b>	<b>102</b>	<b>375</b>	<b>14</b>	<b>25</b>	<b>0</b>	<b>1</b>	<b>2</b>	<b>5</b>	<b>3</b>	<b>1</b>	<b>528</b>	الإجمالي



	Abu Dhabi	Dubai	Sharjah	R.A.K	Ajman	Al Fujairah	U. Q	Total
<b>Male</b>	75	15	10	8	5	8	1	<b>122</b>
<b>Female</b>	269	43	35	23	5	23	8	<b>406</b>
<b>Total</b>	<b>344</b>	<b>58</b>	<b>45</b>	<b>31</b>	<b>10</b>	<b>31</b>	<b>9</b>	<b>528</b>



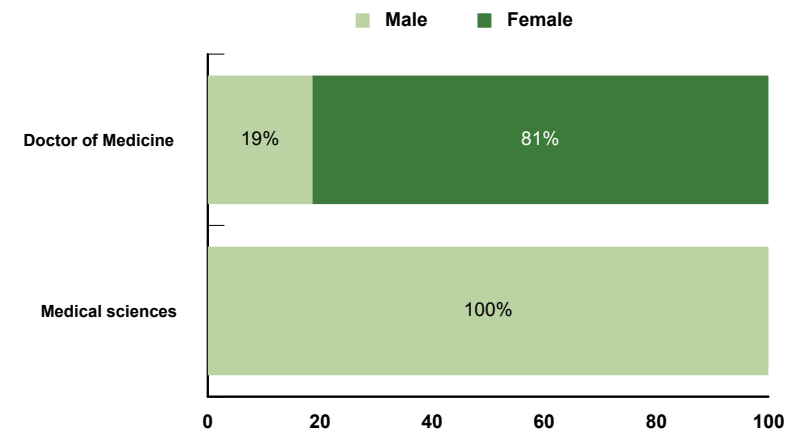
	U.A.E	Children of National Woman	G.C.C	Other Arabs	Int'l	Total	
<b>Male</b>	102	14	1	2	3	<b>122</b>	ذكور
<b>Female</b>	375	25		5	1	<b>406</b>	إناث
<b>Total</b>	<b>477</b>	<b>39</b>	<b>1</b>	<b>7</b>	<b>3</b>	<b>528</b>	الإجمالي

	U.A.E		Children of National Woman		G.C.C		Other Arabs		Int'l		Total	
	M	F	M	F	M	F	M	F	M	F		
Doctor of Medicine	12	57	1	4	0	0	0	0	1	0	75	دكتور في الطب
Medical Sciences	1	0	0	0	0	0	0	0	0	0	1	العلوم الطبية
<b>Total</b>	<b>13</b>	<b>57</b>	<b>1</b>	<b>4</b>	<b>0</b>	<b>0</b>	<b>0</b>	<b>0</b>	<b>1</b>	<b>0</b>	<b>76</b>	<b>الإجمالي</b>

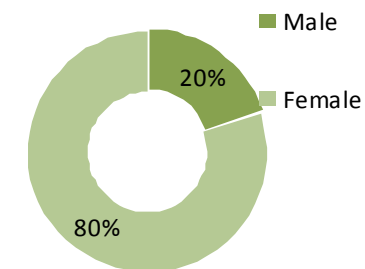
	Male	Female	Total	
U.A.E.	13	57	70	الإمارات
Children of National Woman	1	4	5	الامهات مواطنات
G.C.C.	0	0	0	دول الخليج
Other Arabs	0	0	0	دول عربية
Int'l	1	0	1	أخرى
<b>Total</b>	<b>15</b>	<b>61</b>	<b>76</b>	<b>الإجمالي</b>

	Abu Dhabi	Dubai	Sharjah	R.A.K	Ajman	Al Fujairah	U.A.Q	Total
Male	8	2	2	2	1	0	0	15
Female	40	5	4	0	1	9	2	61
<b>Total</b>	<b>48</b>	<b>7</b>	<b>6</b>	<b>2</b>	<b>2</b>	<b>9</b>	<b>2</b>	<b>76</b>

### Graduates by Major and Gender



### Graduates by Gender

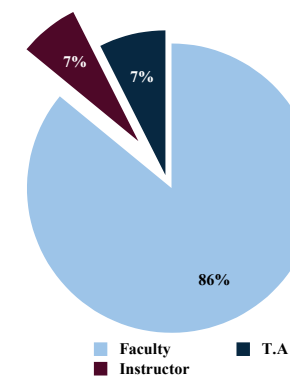


**Notes:** All Faculty of Medicine and Health Sciences students are national Students.

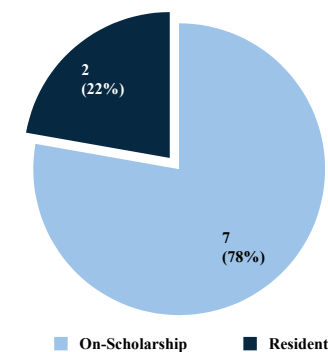
	Faculty member	Instructor	T.A	
Anatomy	6	0	1	علم التشريح البشرى
Pathology	4	1	0	علم الأمراض
Pharmacology	9	0	0	علم الأدوية
Family Medicine	6	0	0	طب الأسرة
Surgery	11	0	0	الجراحة
Microbiology	8	0	0	علم الأحياء الدقيقة
Pediatrics	9	1	4	طب الأطفال
Internal Medicine	16	0	1	طب الباطنية
Gynecology & Obstetrics	4	0	0	النساء والتوليد
Radiology	3	0	0	الطب الإشعاعي
Medical Education	3	5	0	التعليم الطبي
Psychiatry	3	0	1	الطب النفسي
Biochemistry	6	0	0	الكيمياء الحيوية
Physiology	6	0	1	علم وظائف الأعضاء
Public Health Institute	9	1	1	الصحة العامة
As.Dean for Research&Grad.Std	1	0	0	مساعد عميد الكلية للبحوث والدراسات العليا
<b>Total</b>	<b>104</b>	<b>8</b>	<b>9</b>	<b>الإجمالي</b>

	Faculty member	Instructor	T.A	
Male	80	4	5	ذكور
Female	24	4	4	إناث
<b>Total</b>	<b>104</b>	<b>8</b>	<b>9</b>	<b>الإجمالي</b>

### Academic Staff by Job Title



### Teaching Assistant by Status



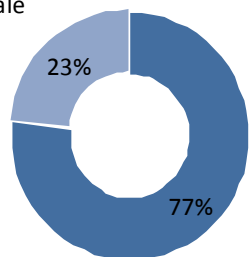
	National	Expat	Total	
Anatomy	0	6	6	علم التشريح البشرى
Pathology	2	2	4	علم الأمراض
Pharmacology	4	5	9	علم الأدوية
Family Medicine	0	6	6	طب الأسرة
Surgery	5	6	11	الجراحة
Microbiology	3	5	8	علم الأحياء الدقيقة
Pediatrics	4	5	9	طب الأطفال
Internal Medicine	9	7	16	طب الباطنية
Gynecology & Obstetrics	1	3	4	النساء والتوليد
Radiology	0	3	3	الطب الإشعاعي
Medical Education	0	3	3	التعليم الطبي
Psychiatry	1	2	3	الطب النفسي
Biochemistry	1	5	6	الكيمياء الحيوية
Physiology	0	6	6	علم وظائف الأعضاء
Public Health Institute	1	8	9	الصحة العامة
As.Dean for Research&Grad.Std	0	1	1	مساعد عميد الكلية للبحوث والدراسات العليا
<b>Total</b>	<b>31</b>	<b>73</b>	<b>104</b>	<b>الإجمالي</b>

	Male	Female	Total	
Anatomy	5	1	6	علم التشريح البشرى
Pathology	2	2	4	علم الأمراض
Pharmacology	8	1	9	علم الأدوية
Family Medicine	4	2	6	طب الأسرة
Surgery	10	1	11	الجراحة
Microbiology	5	3	8	علم الأحياء الدقيقة
Pediatrics	7	2	9	طب الأطفال
Internal Medicine	14	2	16	طب الباطنية
Gynecology & Obstetrics	2	2	4	النساء والتوليد
Radiology	2	1	3	الطب الإشعاعي
Medical Education	1	2	3	التعليم الطبي
Psychiatry	2	1	3	الطب النفسي
Biochemistry	3	3	6	الكيمياء الحيوية
Physiology	6	0	6	علم وظائف الأعضاء
Public Health Institute	8	1	9	الصحة العامة
As.Dean for Research&Grad.Std	1	0	1	مساعد عميد الكلية للبحوث والدراسات العليا
<b>Total</b>	<b>80</b>	<b>24</b>	<b>104</b>	<b>الإجمالي</b>

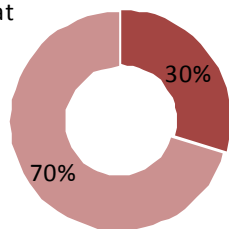
Faculty Members by Gender

Faculty Members by Nationality

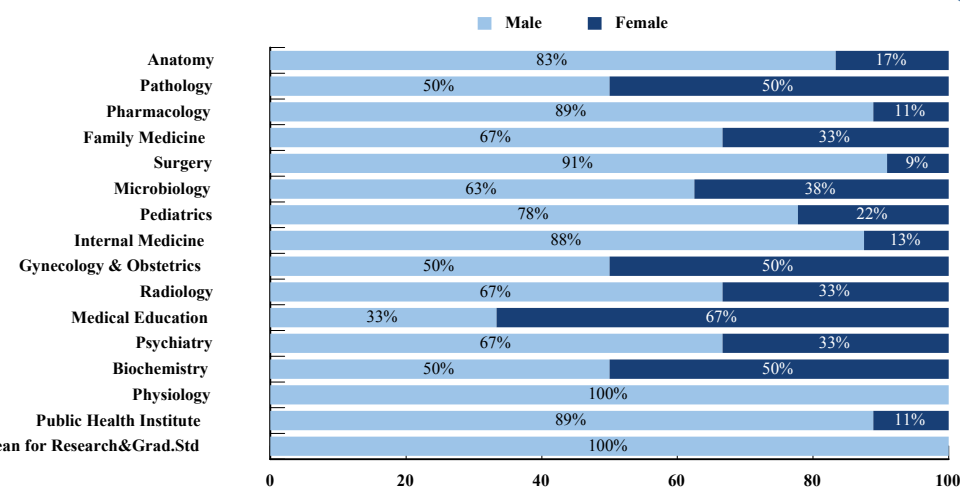
Male  
Female



National  
Expat

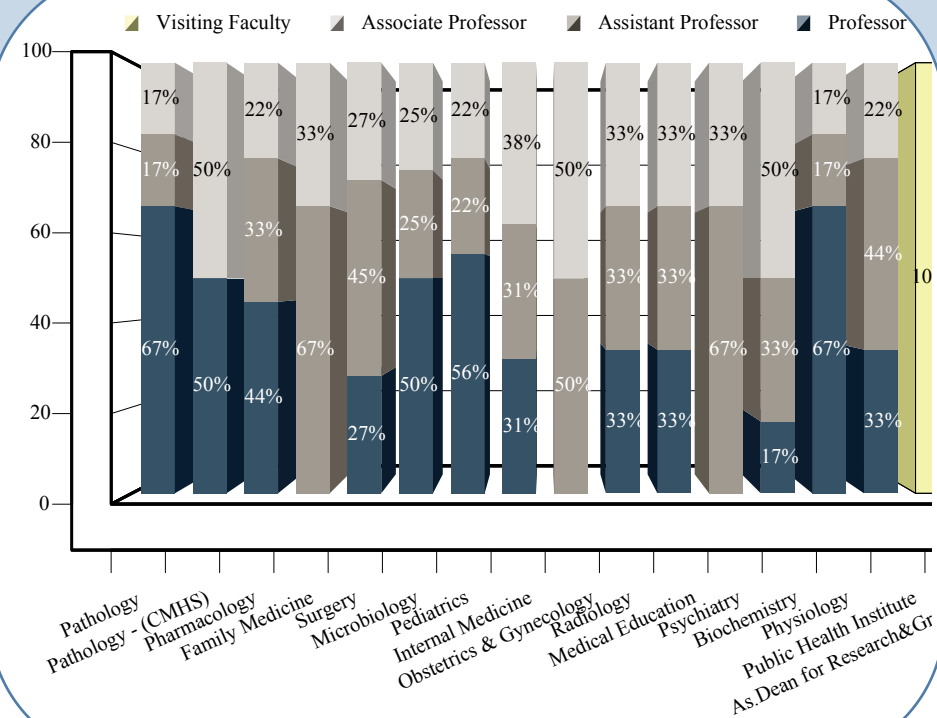


Faculty Members by Department



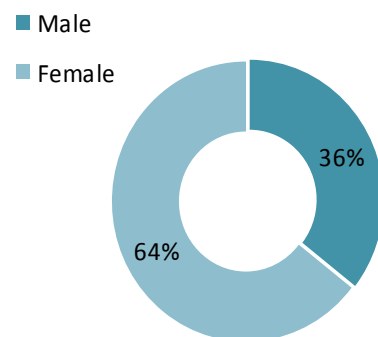
	Professor	Associate Prof.	Assistant Prof.	Faculty - Visiting	Total	
Anatomy	4	1	1	0	6	علم التشريح البشري
Pathology	2	0	2	0	4	علم الأمراض
Pharmacology	4	3	2	0	9	علم الأدوية
Family Medicine	0	4	2	0	6	طب الأسرة
Surgery	3	5	3	0	11	الجراحة
Microbiology	4	2	2	0	8	علم الأحياء الدقيقة
Pediatrics	5	2	2	0	9	طب الأطفال
Internal Medicine	5	5	6	0	16	طب الباطنية
Gynecology & Obstetrics	0	2	2	0	4	النساء والتوليد
Radiology	1	1	1	0	3	الطب الإشعاعي
Medical Education	1	1	1	0	3	التعليم الطبي
Psychiatry	0	2	1	0	3	الطب النفسي
Biochemistry	1	2	3	0	6	الكيمياء الحيوية
Physiology	4	1	1	0	6	علم وظائف الأعضاء
Public Health Institute	3	4	2	0	9	الصحة العامة
As.Dean for Research&Grad.Std	0	0	0	1	1	مساعد عميد الكلية للبحوث والدراسات العليا
<b>Total</b>	<b>37</b>	<b>35</b>	<b>31</b>	<b>1</b>	<b>104</b>	<b>الإجمالي</b>

### Faculty Members by Rank & Department (%)

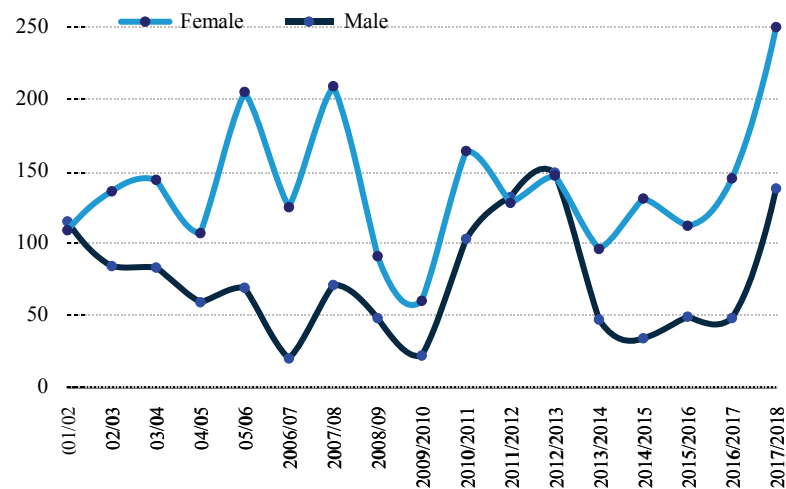


	01/02	02/03	03/04	04/05	05/06	06/07	07/08	08/09	09/10	10/0/11	11/1/12	12/2/13	13/3/14	14/4/15	15/5/16	16/6/17		
Male	115	84	83	59	69	20	71	48	22	103	132	149	47	34	49	48	138	ذكور
Female	109	136	144	107	205	125	209	91	60	164	128	147	96	131	112	145	250	إناث
<b>Total</b>	<b>224</b>	<b>220</b>	<b>227</b>	<b>166</b>	<b>274</b>	<b>145</b>	<b>280</b>	<b>139</b>	<b>82</b>	<b>267</b>	<b>260</b>	<b>296</b>	<b>143</b>	<b>165</b>	<b>161</b>	<b>193</b>	<b>388</b>	إجمالي

New Enrollments By Gender (%)



New Enrollments by Academic Year





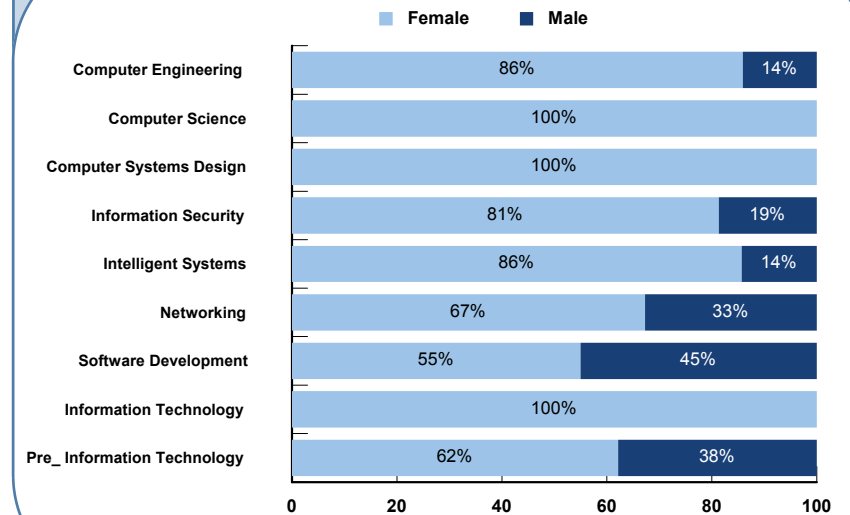
	Male	Female	Total		
<b>Computer Engineering</b>	11	67	78	هندسة الكمبيوتر	
<b>Computer Science</b>	0	45	45	علوم الكمبيوتر	
<b>Information Technology</b>	Computer Systems Design	0	20	تصميم أنظمة الكمبيوتر	
	Information Security	36	157	193	أمن المعلومات
	Intelligent Systems	1	6	7	الأنظمة الذكية
	Networking	18	37	55	الشبكات
	Software Development	9	11	20	تطوير البرمجيات
	Information Technology	0	9	9	تقنية المعلومات
<b>Pre_ Information Technology</b>	198	325	523	الإعداد لكلية تقنية المعلومات	
<b>Total</b>	<b>273</b>	<b>677</b>	<b>950</b>	<b>الإجمالي</b>	

	Abu Dhabi	Dubai	Sharjah	R.A.K	Ajman	Fujairah	U.A.Q	Total
Male	186	26	12	23	6	17	3	273
Female	356	23	61	121	12	96	8	677
<b>Total</b>	<b>542</b>	<b>49</b>	<b>73</b>	<b>144</b>	<b>18</b>	<b>113</b>	<b>11</b>	<b>950</b>

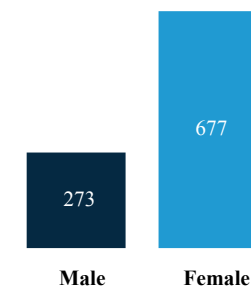
	U.A.E	Children of National Woman	Other Arabs	Int'l	Total	
Male	242	29	1	1	273	ذكور
Female	643	32	1	1	677	إناث
<b>Total</b>	<b>885</b>	<b>61</b>	<b>2</b>	<b>2</b>	<b>950</b>	<b>الإجمالي</b>

\*- Registered (2017/2018) = Graduates in Fall (2017/2018) + Registered Students in Spring (2017/2018)

## Registered by Major & Gender



## Registered by Gender

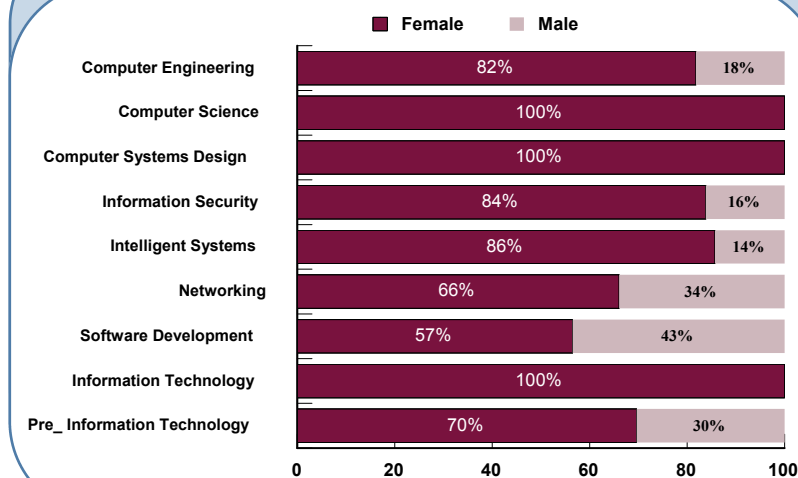


	Male	Female	Total	
<b>Computer Engineering</b>	10	45	55	هندسة الكمبيوتر
<b>Computer Science</b>	0	37	37	علوم الكمبيوتر
<b>Information Technology</b>	Computer Systems Design	0	20	تصميم أنظمة الكمبيوتر
	Information Security	26	135	أمن المعلومات
	Intelligent Systems	1	6	الأنظمة الذكية
	Networking	18	35	الشبكات
	Software Development	10	13	تطوير البرمجيات
Information Technology	0	5	تقنية المعلومات	
<b>Pre_ Information Technology</b>	177	406	583	الإعداد لكلية تقنية المعلومات
<b>Total</b>	242	702	944	الإجمالي

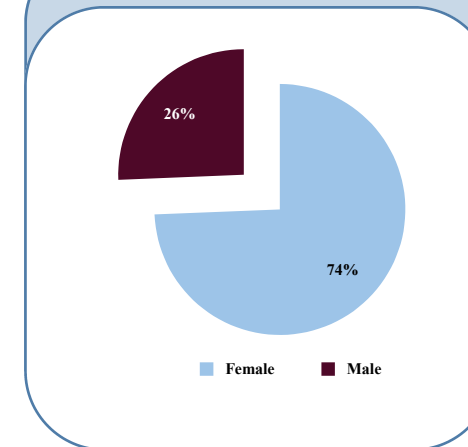
	Abu Dhabi	Dubai	Sharjah	R.A.K	Ajman	Al Fujairah	U. Q	Total
Male	163	22	13	21	6	14	3	242
Female	377	22	61	118	13	102	9	702
<b>Total</b>	<b>540</b>	<b>44</b>	<b>74</b>	<b>139</b>	<b>19</b>	<b>116</b>	<b>12</b>	<b>944</b>

	U.A.E	Children of National Woman	G.C.C	Other Arabs	Int'l	Total	
Male	212	28	0	1	1	242	ذكور
Female	669	30	1	1	1	702	إناث
<b>Total</b>	<b>881</b>	<b>58</b>	<b>1</b>	<b>2</b>	<b>2</b>	<b>944</b>	<b>الإجمالي</b>

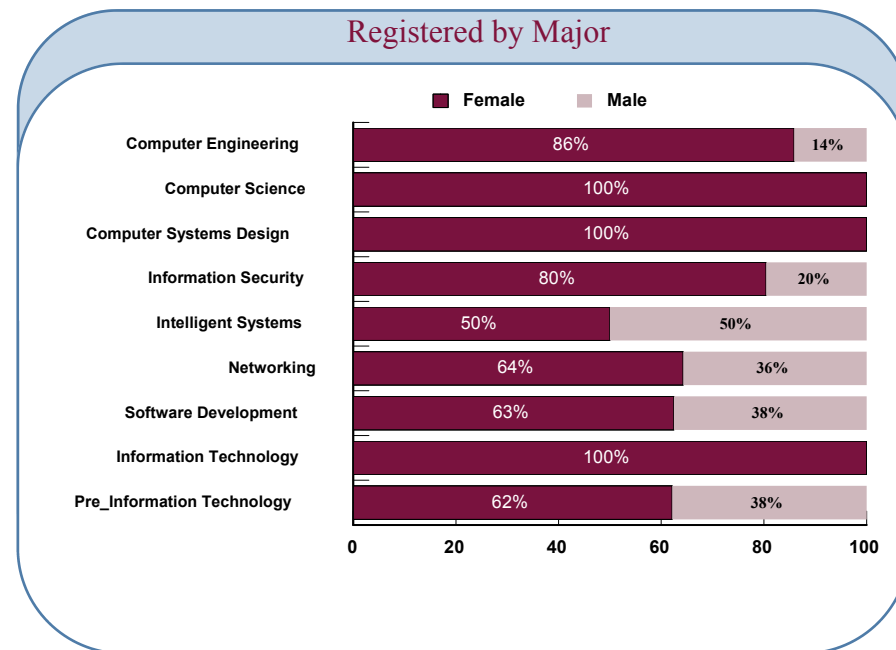
### Registered by Major



### Registered by Gender

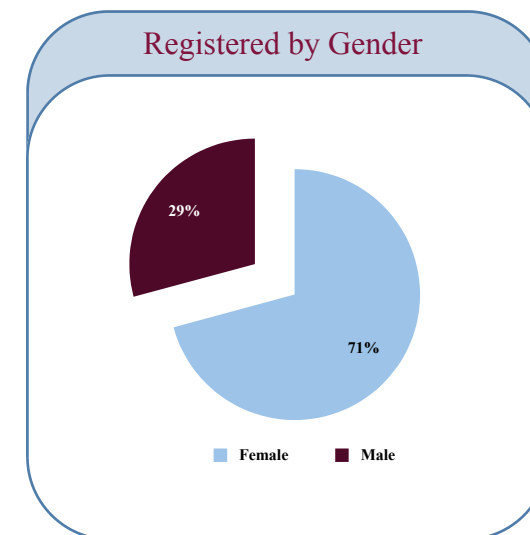


	Male	Female	Total	
<b>Computer Engineering</b>	11	67	<b>78</b>	هندسة الكمبيوتر
<b>Computer Science</b>	0	45	<b>45</b>	علوم الكمبيوتر
<b>Information Technology</b>	Computer Systems Design	0	13	تصميم أنظمة الكمبيوتر
	Information Security	36	148	أمن المعلومات
	Intelligent Systems	1	1	الأنظمة الذكية
	Networking	15	27	الشبكات
	Software Development	3	5	تطوير البرمجيات
Information Technology	0	9	9	تقنية المعلومات
<b>Pre_ Information Technology</b>	198	325	<b>523</b>	الإعداد لكلية تقنية المعلومات
<b>Total</b>	<b>264</b>	<b>640</b>	<b>904</b>	الإجمالي



	Abu Dhabi	Dubai	Sharjah	R.A.K	Ajman	Al Fujairah	U. Q	Total
Male	179	26	11	22	6	17	3	<b>264</b>
Female	337	23	60	112	11	89	8	<b>640</b>
<b>Total</b>	<b>516</b>	<b>49</b>	<b>71</b>	<b>134</b>	<b>17</b>	<b>106</b>	<b>11</b>	<b>904</b>

	U.A.E	Children of National Woman	Other Arabs	Int'l	Total	
Male	233	29	1	1	<b>264</b>	ذكور
Female	607	31	1	1	<b>640</b>	إناث
<b>Total</b>	<b>840</b>	<b>60</b>	<b>2</b>	<b>2</b>	<b>904</b>	الإجمالي

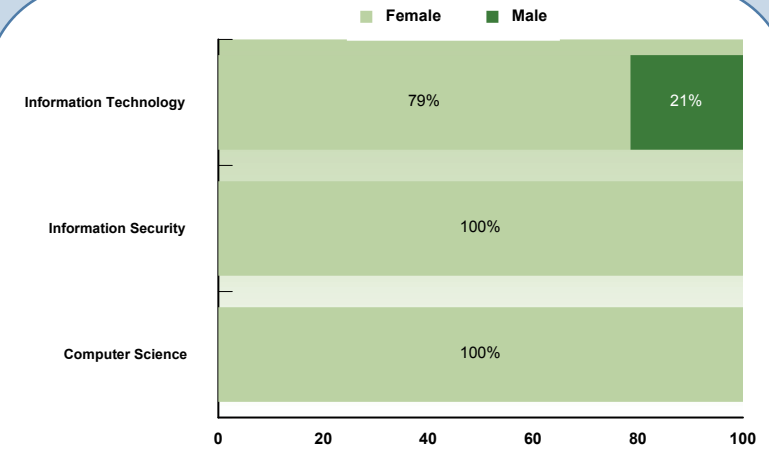


	U.A.E		Children of National Woman		G.C.C		Other Arabs		Int'l		Total	
	M	F	M	F	M	F	M	F	M	F		
Information Technology	18	65	0	1	0	0	0	0	0	0	84	تقنية معلومات
Information Security	0	10	0	0	0	0	0	1	0	0	11	أمن المعلومات
Computer Science	0	2	0	0	0	0	0	0	0	0	2	علوم الحاسب الآلي
<b>Total</b>	<b>18</b>	<b>77</b>	<b>0</b>	<b>1</b>	<b>0</b>	<b>0</b>	<b>0</b>	<b>1</b>	<b>0</b>	<b>0</b>	<b>97</b>	<b>الإجمالي</b>

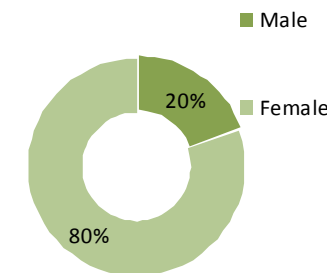
	Male	Female	Total	
U.A.E.	18	77	95	الإمارات
Children of National Woman	0	1	1	الامهات مواطنات
G.C.C.	0	0	0	دول الخليج
Other Arabs	0	1	1	دول عربية
Int'l	0	0	0	أخرى
<b>Total</b>	<b>18</b>	<b>79</b>	<b>97</b>	<b>الإجمالي</b>

	Abu Dhabi	Dubai	Sharjah	R.A.K	Ajman	Al Fujairah	U.A.Q	Total
Male	15	0	1	2	0	0	0	18
Female	44	0	3	18	1	12	1	79
<b>Total</b>	<b>59</b>	<b>0</b>	<b>4</b>	<b>20</b>	<b>1</b>	<b>12</b>	<b>1</b>	<b>97</b>

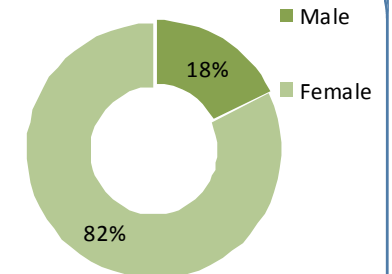
### Graduates by Major & Gender



### Graduates in fall semester

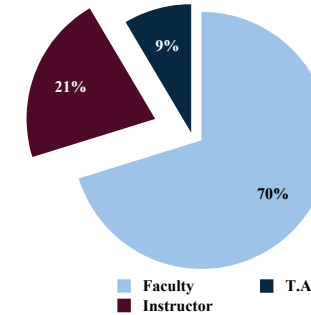


### Graduates in spring & summer semester



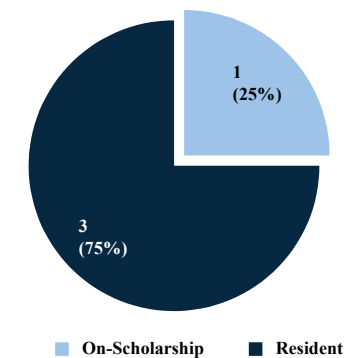
	Faculty member	Instructor	T.A	
Computer & Network Engineering	11	3	1	هندسة الحاسب والشبكات
Computer Science & Software Eng	10	2	1	علوم الحاسب الآلي وهندسة البرمجيات
Information Systems & Security	12	5	2	هندسة نظم المعلومات والأمن
<b>Total</b>	<b>33</b>	<b>10</b>	<b>4</b>	<b>الإجمالي</b>

### Academic Staff by Job Title



	Faculty member	Instructor	T.A	
Male	28	6	0	ذكور
Female	5	4	4	إناث
<b>Total</b>	<b>33</b>	<b>10</b>	<b>4</b>	<b>الإجمالي</b>

### Teaching Assistant by Status



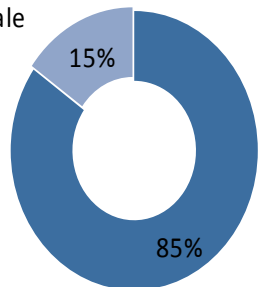
	National	Expat.	Total	
Computer & Network Engineering	3	8	11	هندسة الحاسب والشبكات
Computer Science & Software Eng.	0	10	10	علوم الحاسب الآلي وهندسة البرمجيات
Information Systems & Security	3	9	12	هندسة نظم المعلومات والأمن
<b>Total</b>	<b>6</b>	<b>27</b>	<b>33</b>	<b>الإجمالي</b>

	Male	Female	Total	
Computer & Network Engineering	9	2	11	هندسة الحاسب والشبكات
Computer Science & Software Eng	9	1	10	علوم الحاسب الآلي وهندسة البرمجيات
Information Systems & Security	10	2	12	هندسة نظم المعلومات والأمن
<b>Total</b>	<b>28</b>	<b>5</b>	<b>33</b>	<b>الإجمالي</b>

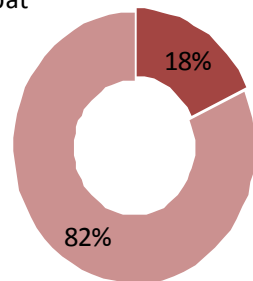
Faculty Members by Gender

Faculty Members by Nationality

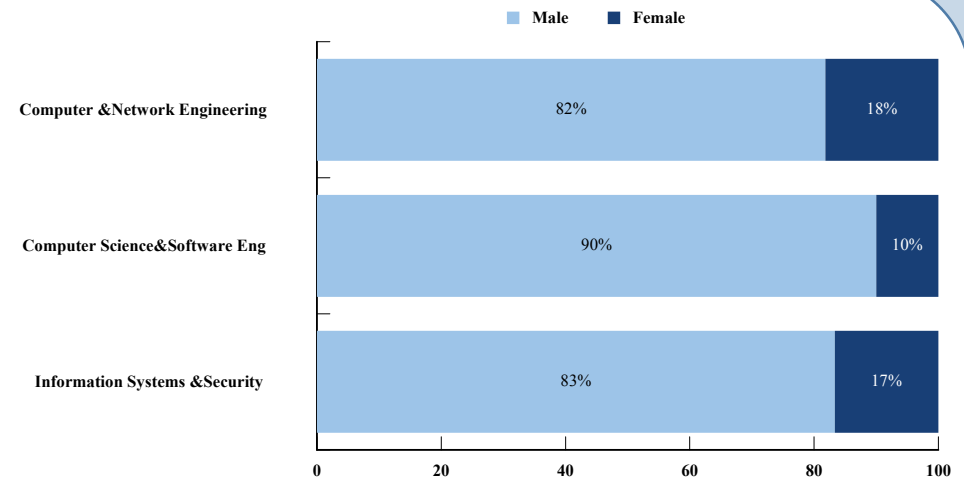
■ Male  
■ Female



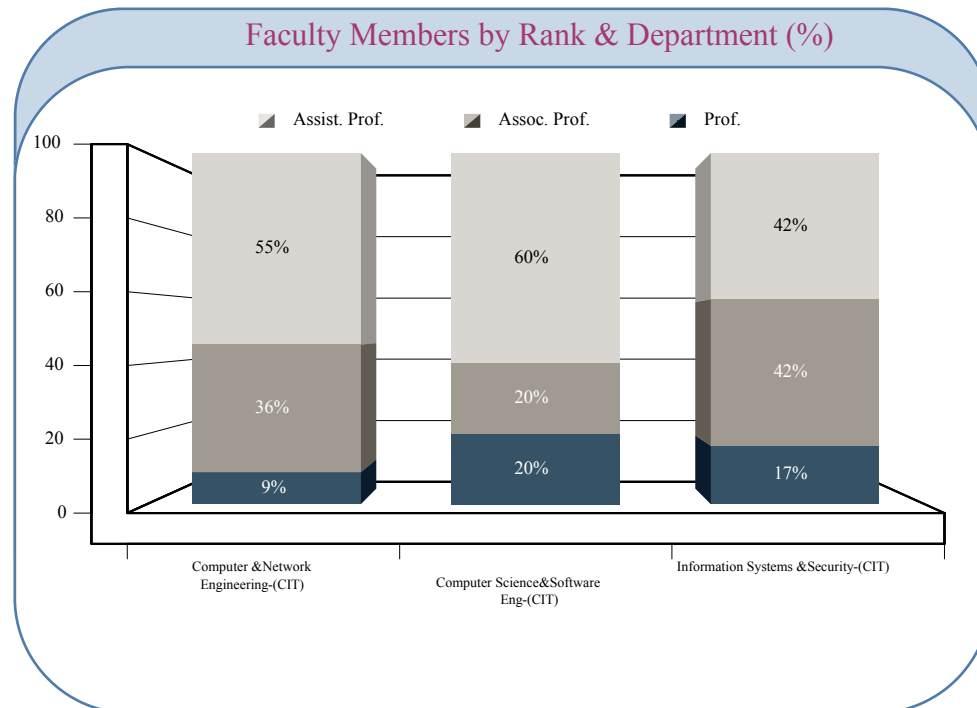
■ National  
■ Expat



Faculty Members by Department



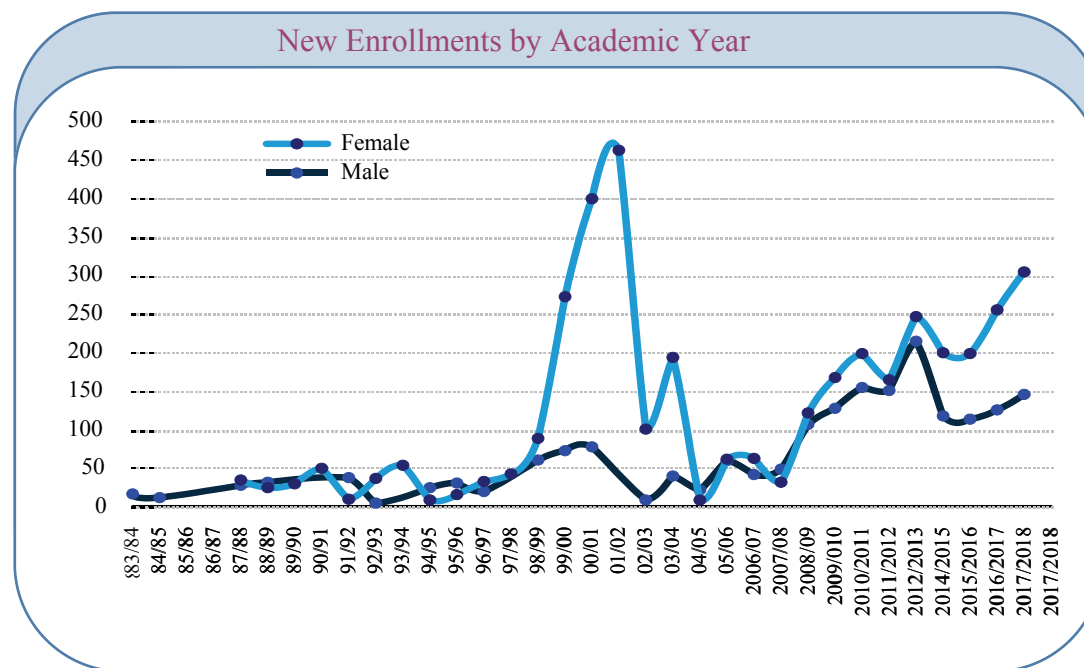
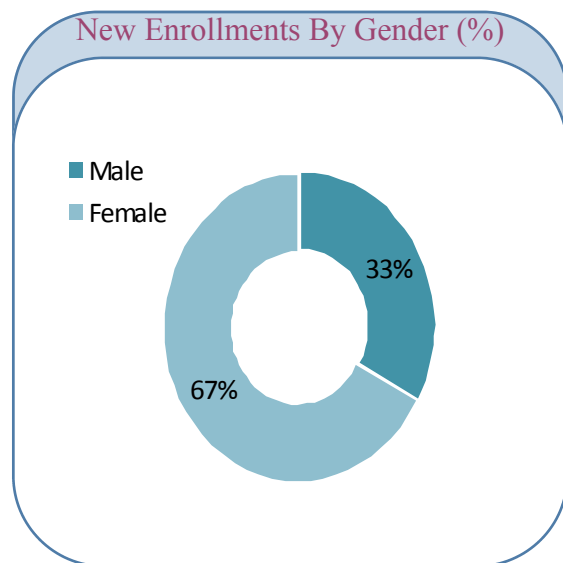
	Professor	Associate Prof.	Assistant Prof.	Total	
Computer & Network Engineering	1	4	6	11	هندسة الحاسب والشبكات
Computer Science & Software Eng	2	2	6	10	علوم الحاسب الآلي وهندسة البرمجيات
Information Systems & Security	2	5	5	12	هندسة نظم المعلومات والأمن
<b>Total</b>	<b>5</b>	<b>11</b>	<b>17</b>	<b>33</b>	<b>الإجمالي</b>



	83/84	84/85	85/86	86/87	87/88	88/89	89/90	90/91	91/92	92/93	93/94	94/95	96/97	97/98	98/99	99/00	
Male	16	11	0	0	27	31	0	0	9	4	0	24	19	0	60	72	ذكور
Female	0	0	0	0	34	24	29	64	37	36	53	8	32	42	88	272	إناث
<b>Total</b>	<b>16</b>	<b>11</b>	<b>0</b>	<b>0</b>	<b>61</b>	<b>55</b>	<b>29</b>	<b>64</b>	<b>46</b>	<b>40</b>	<b>53</b>	<b>32</b>	<b>51</b>	<b>42</b>	<b>148</b>	<b>344</b>	<b>إجمالي</b>

	00/01	01/02	02/03	03/04	04/05	05/06	06/07	07/08	08/09	09/10	10/10/11	11/10/12	12/10/13	13/10/14	14/10/15	15/10/16	16/10/17	17/10/18	
Male	77	0	8	39	21	59	41	48	106	127	154	150	177	214	117	113	125	145	ذكور
Female	399	462	100	193	8	61	62	31	121	167	198	164	231	246	199	198	255	304	إناث
<b>Total</b>	<b>476</b>	<b>462</b>	<b>108</b>	<b>232</b>	<b>29</b>	<b>120</b>	<b>103</b>	<b>79</b>	<b>227</b>	<b>294</b>	<b>352*</b>	<b>314</b>	<b>408</b>	<b>460</b>	<b>316</b>	<b>311</b>	<b>380</b>	<b>449</b>	<b>إجمالي</b>

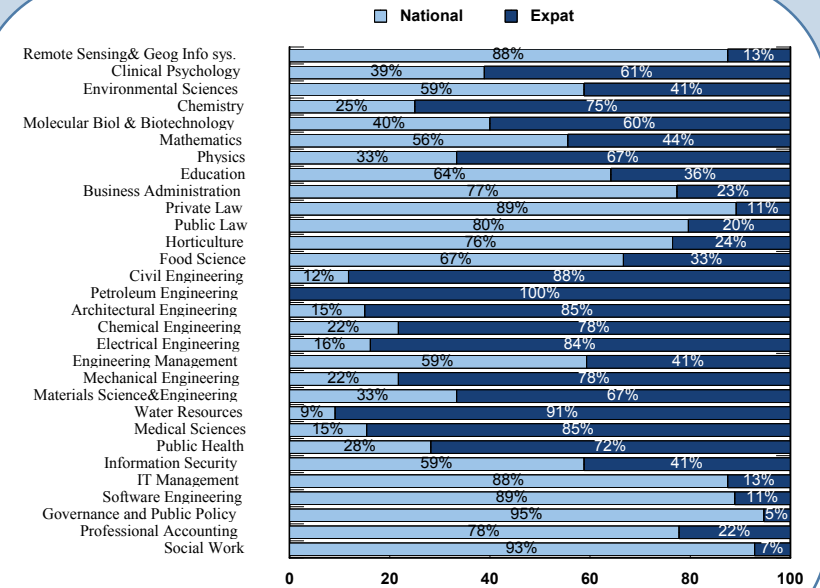
\* المقبولين ماجستير + دكتوراه للعام 2012-2013





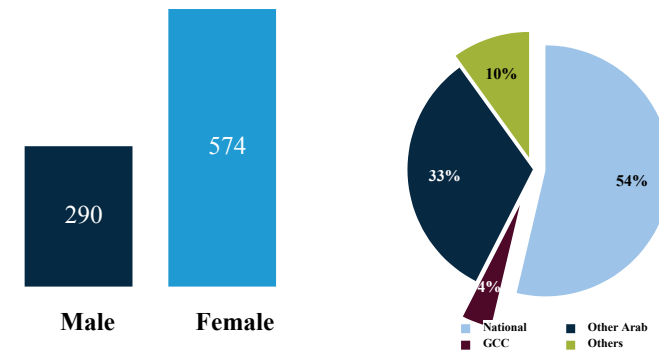
	U.A.E		G.C.C.		Other Arabs		Int'l		Total	
	M	F	M	F	M	F	M	F		
Remote Sensing& Geog Info sys.	2	5	0	0	1	0	0	0	8	الاستشعار عن بعد ونظم المعلومات الجغرافية
Clinical Psychology	0	14	0	0	0	7	0	15	36	علم النفس الاكلينيكي
Environmental Sciences	3	17	0	1	4	4	1	4	34	علوم البيئة
Chemistry	1	6	0	0	7	12	1	1	28	الكيمياء
Molecular Biol & Biotechnology	0	10	0	0	3	8	0	4	25	البيولوجيا الجزيئية والتقنيات الحيوية
Mathematics	0	5	0	1	2	1	0	0	9	العلوم الرياضية
Physics	0	0	0	1	2	3	0	0	6	الفيزياء
Education	1	42	0	2	4	17	1	0	67	التربية
Business Administration	19	63	1	0	9	10	3	1	106	إدارة الأعمال
Private Law	20	13	1	1	0	1	1	0	37	القانون الخاص
Public Law	21	22	5	0	3	1	1	1	54	القانون العام
Horticulture	6	7	0	0	3	1	0	0	17	علوم البساتين
Food Science	0	10	0	0	0	2	0	3	15	علوم التغذية
Civil Engineering	0	4	0	1	19	7	2	1	34	الهندسة المدنية
Petroleum Engineering	0	0	0	0	4	1	3	2	10	هندسة البترول
Architectural Engineering	0	3	0	1	2	13	0	1	20	الهندسة المعمارية
Chemical Engineering	0	5	1	0	6	6	3	2	23	الهندسة الكيميائية
Electrical Engineering	4	1	0	0	5	11	8	2	31	الهندسة الكهربائية
Engineering Management	21	49	2	3	25	13	4	1	118	الإدارة الهندسية
Mechanical Engineering	2	3	0	0	8	6	4	0	23	الهندسة الميكانيكية
Materials Science Engineering	0	0	0	0	2	2	0	0	4	علوم وهندسة المواد
Water Resources	0	2	1	1	9	5	2	2	22	موارد المياه
Medical Sciences	0	2	0	0	1	7	1	2	13	العلوم الطبية
Public Health	2	9	1	6	3	11	1	6	39	الصحة العامة
Information Security	0	10	0	1	3	2	0	1	17	أمن المعلومات
IT Management	1	6	0	1	0	0	0	0	8	إدارة تكنولوجيا المعلومات
Software Engineering	2	6	0	0	0	1	0	0	9	هندسة البرمجيات
Governance and Public Policy	5	13	0	0	0	0	0	1	19	الحكومة والسياسة العامة
Professional Accounting	6	8	0	0	1	3	0	0	18	المحاسبة المهنية
Social Work	0	13	0	1	0	0	0	0	14	خدمة اجتماعية
<b>Total</b>	<b>116</b>	<b>348</b>	<b>12</b>	<b>21</b>	<b>126</b>	<b>155</b>	<b>36</b>	<b>50</b>	<b>864</b>	<b>الإجمالي</b>

## Registered by Major and Nationality

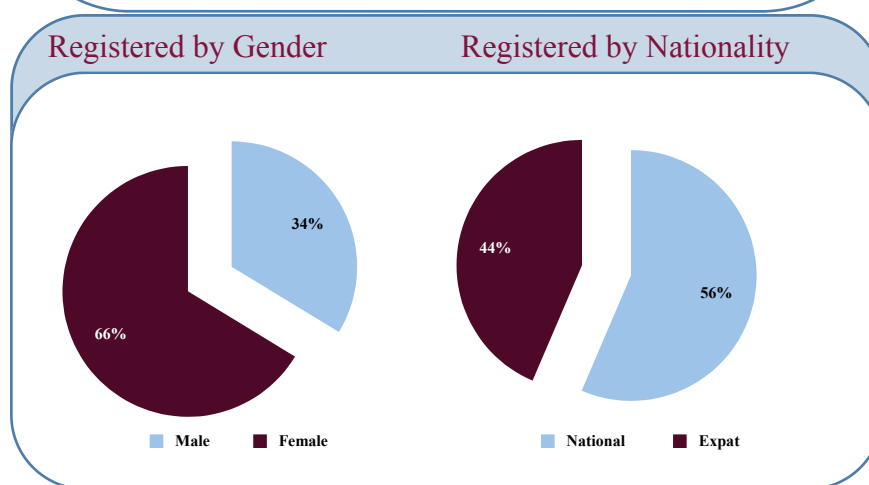
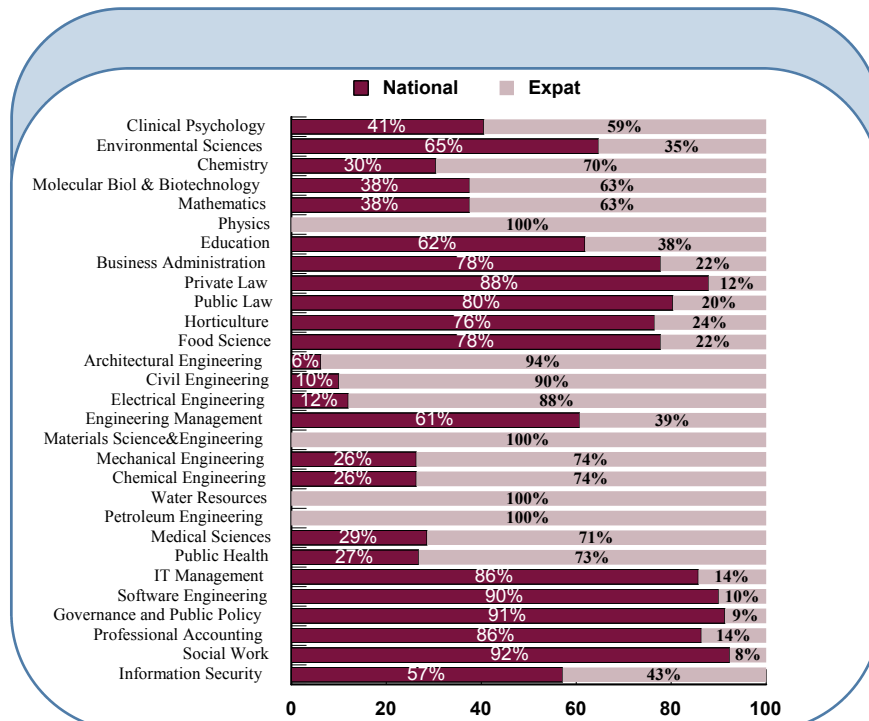


## Registered by Gender

## Registered by Nationality (%)

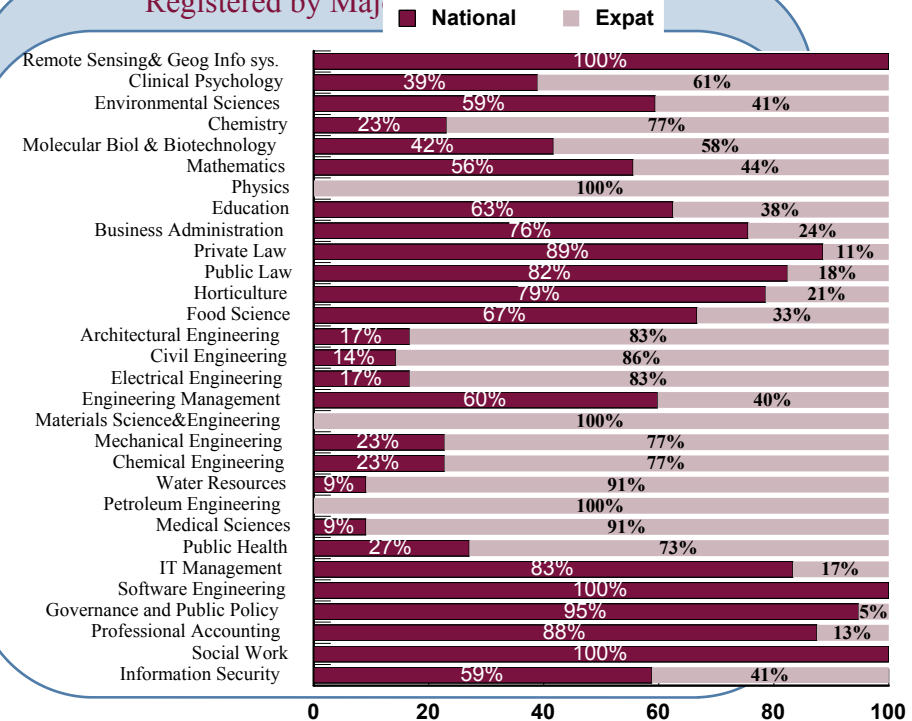


	U.A.E		G.C.C.		Other Arabs		Others		Total	
	M	F	M	F	M	F	M	F		
Remote Sensing& Geog Info sys.	3	5	0	0	1	0	0	0	9	الاستشعار عن بعد ونظم المعلومات الجغرافية
Clinical Psychology	0	15	0	0	0	7	0	15	37	علم النفس الاكلينيكي
Environmental Sciences	5	17	0	1	3	4	1	3	34	علوم البيئة
Chemistry	1	6	0	0	5	9	1	1	23	علوم الكيمياء
Molecular Biol & Biotechnology	0	9	0	0	3	8	0	4	24	البيولوجيا الجزيئية والتقنيات الحيوية
Mathematics	0	3	0	2	2	1	0	0	8	العلوم الرياضية
Physics	0	0	0	0	2	2	0	0	4	الفيزياء
Education	1	46	0	3	4	21	1	0	76	التربية
Business Administration	21	63	1	1	9	9	3	1	108	إدارة الأعمال
Private Law	20	9	1	1	0	1	1	0	33	القانون الخاص
Public Law	22	23	5	1	3	1	1	0	56	القانون العام
Horticulture	6	7	0	0	3	1	0	0	17	علوم البساتين
Food Science	1	13	0	0	0	2	0	2	18	علوم التغذية
Architectural Engineering	0	1	0	0	2	12	0	1	16	الهندسة المعمارية
Civil Engineering	0	3	0	0	20	5	1	1	30	الهندسة المدنية
Electrical Engineering	2	1	0	0	4	8	8	2	25	الهندسة الكهربائية
Engineering Management	19	41	2	2	17	10	3	0	94	الإدارة الهندسية
Materials Science & Eng.	0	0	0	0	1	3	0	0	4	علوم وهندسة المواد
Mechanical Engineering	2	3	0	0	6	4	4	0	19	الهندسة الميكانيكية
Chemical Engineering	0	5	0	0	5	5	2	2	19	الهندسة الكيميائية
Water Resources	0	0	1	2	6	2	2	2	15	موارد المياه
Petroleum Engineering	0	0	0	0	4	0	3	0	7	هندسة البترول
Medical Sciences	0	4	0	0	1	7	1	1	14	العلوم الطبية
Public Health	2	9	1	6	3	12	2	6	41	الصحة العامة
IT Management	1	5	0	1	0	0	0	0	7	إدارة تكنولوجيا المعلومات
Software Engineering	3	6	0	0	0	1	0	0	10	هندسة البرمجيات
Governance and Public Policy	6	15	0	0	0	0	0	2	23	الحكومة والسياسة العامة
Professional Accounting	8	11	0	0	1	2	0	0	22	المحاسبة المهنية
Social Work	0	12	0	1	0	0	0	0	13	خدمة اجتماعية
Information Security	0	4	0	0	1	1	0	1	7	أمن المعلومات
<b>Total</b>	<b>123</b>	<b>336</b>	<b>11</b>	<b>21</b>	<b>106</b>	<b>138</b>	<b>34</b>	<b>44</b>	<b>813</b>	<b>الإجمالي</b>

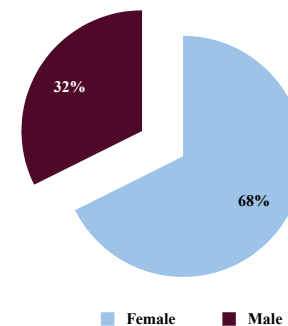


	U.A.E		G.C.C.		Other Arabs		Int'l		Total	
	M	F	M	F	M	F	M	F		
Remote Sensing& Geog Info sys.	2	5	0	0	0	0	0	0	7	الاستشعار عن بعد ونظم المعلومات الجغرافية
Clinical Psychology	0	14	0	0	0	7	0	15	36	علم النفس الاكلينيكي
Environmental Sciences	3	16	0	1	4	4	1	3	32	علوم البيئة
Chemistry	1	5	0	0	7	11	1	1	26	علوم الكيمياء
Molecular Biol & Biotechnology	0	10	0	0	2	8	0	4	24	البيولوجيا الجزيئية والتقنيات الحيوية
Mathematics	0	5	0	1	2	1	0	0	9	العلوم الرياضية
Physics	0	0	0	1	1	3	0	0	5	الفيزياء
Education	0	40	0	2	4	17	1	0	64	التربية
Business Administration	13	58	1	0	9	10	3	0	94	إدارة الأعمال
Private Law	19	12	1	1	0	1	1	0	35	القانون الخاص
Public Law	20	22	4	0	3	0	1	1	51	القانون العام
Horticulture	4	7	0	0	2	1	0	0	14	علوم البساتين
Food Science	0	10	0	0	0	2	0	3	15	علوم التغذية
Architectural Engineering	0	3	0	1	2	11	0	1	18	الهندسة المعمارية
Civil Engineering	0	4	0	1	15	7	1	0	28	الهندسة المدنية
Electrical Engineering	4	1	0	0	5	11	7	2	30	الهندسة الكهربائية
Engineering Management	16	45	2	3	23	11	1	1	102	الإدارة الهندسية
Materials Science&Engineering	0	0	0	0	2	2	0	0	4	علوم وهندسة المواد
Mechanical Engineering	2	3	0	0	7	6	4	0	22	الهندسة الميكانيكية
Chemical Engineering	0	5	1	0	6	5	3	2	22	الهندسة الكيميائية
Water Resources	0	2	1	1	9	5	2	2	22	موارد المياه
Petroleum Engineering	0	0	0	0	4	1	2	2	9	هندسة البترول
Medical Sciences	0	1	0	0	1	7	1	1	11	العلوم الطبية
Public Health	2	8	1	6	3	10	1	6	37	الصحة العامة
IT Management	1	4	0	1	0	0	0	0	6	إدارة تكنولوجيا المعلومات
Software Engineering	2	3	0	0	0	0	0	0	5	هندسة البرمجيات
Governance and Public Policy	5	13	0	0	0	0	0	1	19	الحكومة والسياسة العامة
Professional Accounting	3	4	0	0	0	1	0	0	8	المحاسبة المهنية
Social Work	0	7	0	0	0	0	0	0	7	خدمة اجتماعية
Information Security	0	10	0	1	3	2	0	1	17	أمن المعلومات
<b>Total</b>	<b>97</b>	<b>317</b>	<b>11</b>	<b>20</b>	<b>114</b>	<b>144</b>	<b>30</b>	<b>46</b>	<b>779</b>	<b>الإجمالي</b>

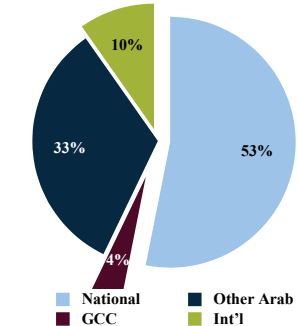
### Registered by Major and Nationality



### Registered by Gender

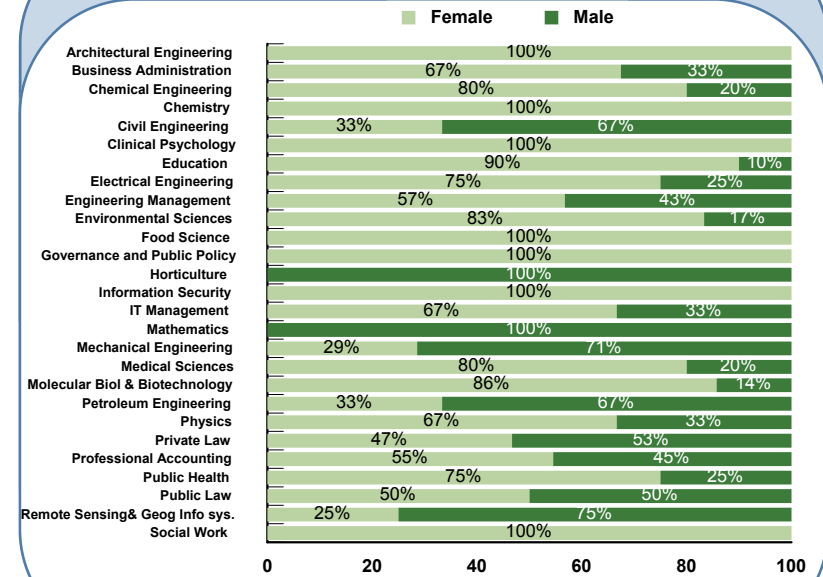


### Registered by Nationality



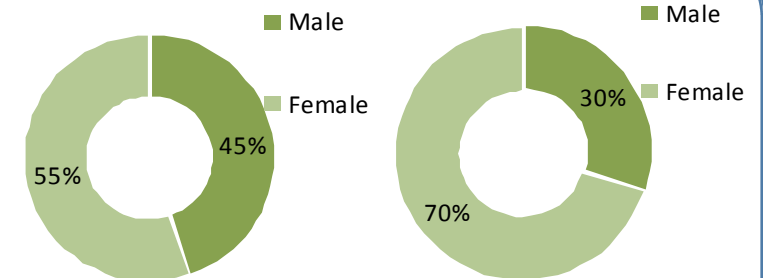
	U.A.E		G.C.C		Other Arabs		Int'l		Total	
	M	F	M	F	M	F	M	F		
Remote Sensing& Geog Info sys.	2	1	0	0	1	0	0	0	4	الاستشعار عن بعد ونظم المعلومات الجغرافية
Clinical Psychology	0	1	0	0	0	1	0	1	3	علم النفس الاكلينيكي
Environmental Sciences	0	3	0	0	1	1	0	1	6	علوم البيئة
Chemistry	0	1	0	0	0	1	0	0	2	علوم الكيمياء
Molecular Biol & Biotechnology	0	3	0	0	1	2	0	1	7	البيولوجيا الجزيئية والتقنيات الحيوية
Mathematics	0	0	0	0	1	0	0	0	1	العلوم الرياضية
Physics	0	0	0	0	1	2	0	0	3	الفيزياء
Education	1	6	0	1	0	2	0	0	10	التربية
Business Administration	9	22	0	1	4	4	1	2	43	إدارة الأعمال
Public Law	5	5	1	0	0	1	0	0	12	القانون العام
Private Law	7	6	0	0	0	1	1	0	15	القانون الخاص
Horticulture	3	0	0	0	0	1	0	0	4	علوم البساتين
Architectural Engineering	0	0	0	0	0	3	0	0	3	الهندسة المعمارية
Civil Engineering	0	1	0	0	5	1	1	1	9	الهندسة المدنية
Electrical Engineering	0	1	0	0	0	1	1	1	4	الهندسة الكهربائية
Engineering Management	6	16	1	1	6	4	3	0	37	الإدارة الهندسية
Petroleum Engineering	0	0	0	0	1	0	1	1	3	هندسة البترول
Medical Sciences	0	2	0	0	0	0	1	2	5	العلوم الطبية
Public Health	1	2	0	0	1	2	1	5	12	الصحة العامة
IT Management	1	2	0	0	0	0	0	0	3	إدارة تكنولوجيا المعلومات
Software Engineering	0	3	0	0	0	1	0	0	4	هندسة البرمجيات
Governance and Public Policy	0	1	0	0	0	0	0	0	1	الحكومة والسياسة العامة
Professional Accounting	4	4	0	0	1	2	0	0	11	المحاسبة المهنية
Social Work	0	6	0	1	0	0	0	0	7	خدمة اجتماعية
Information Security	0	1	0	0	0	0	0	1	2	أمن المعلومات
<b>Total</b>	<b>39</b>	<b>87</b>	<b>2</b>	<b>4</b>	<b>23</b>	<b>30</b>	<b>10</b>	<b>16</b>	<b>229</b>	<b>الإجمالي</b>

### Graduates by Master Program

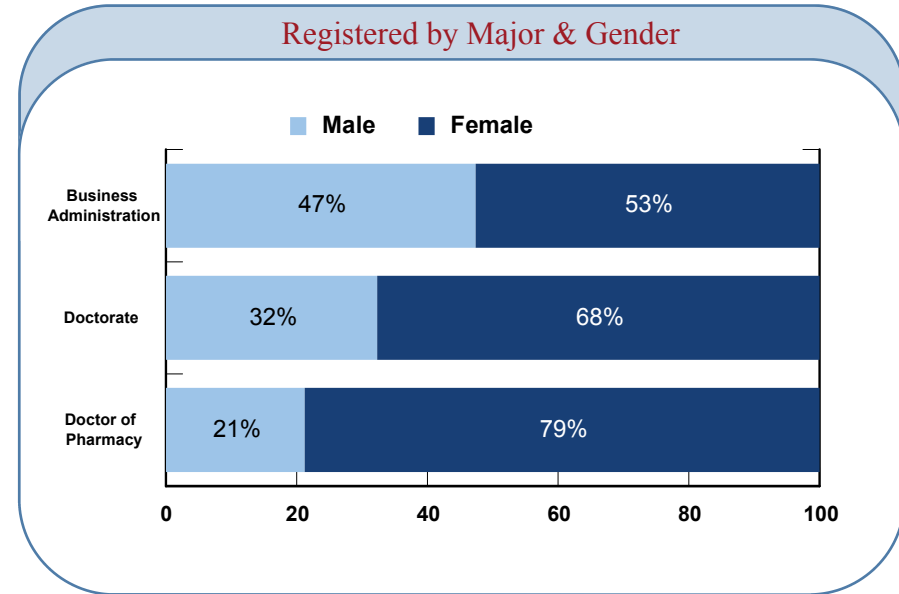


### Graduates in Fall Semester

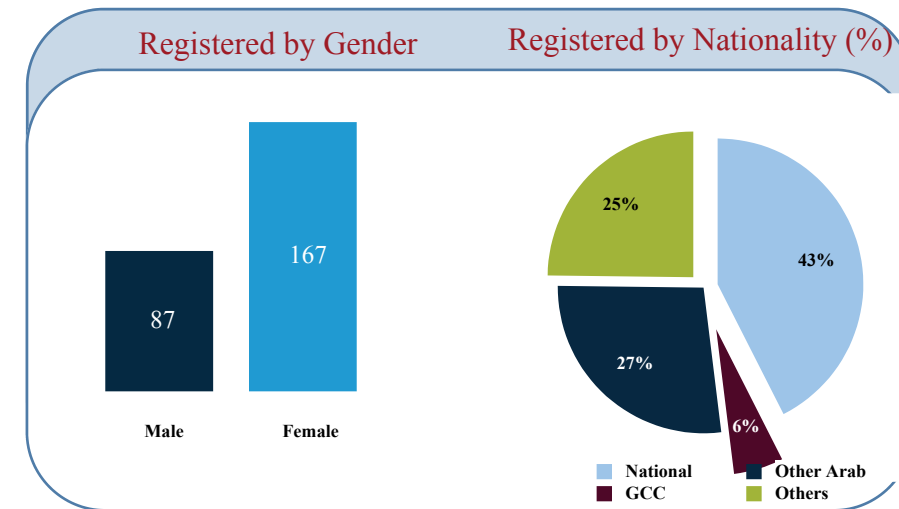
### Graduates in Spring & Summer Semesters



	Male	Female	Total	
Business Administration	27	30	57	إدارة أعمال
Doctorate	53	111	164	دكتوراه
Doctor of Pharmacy	7	26	33	دكتور صيدلي
<b>Total</b>	<b>87</b>	<b>167</b>	<b>254</b>	<b>الإجمالي</b>



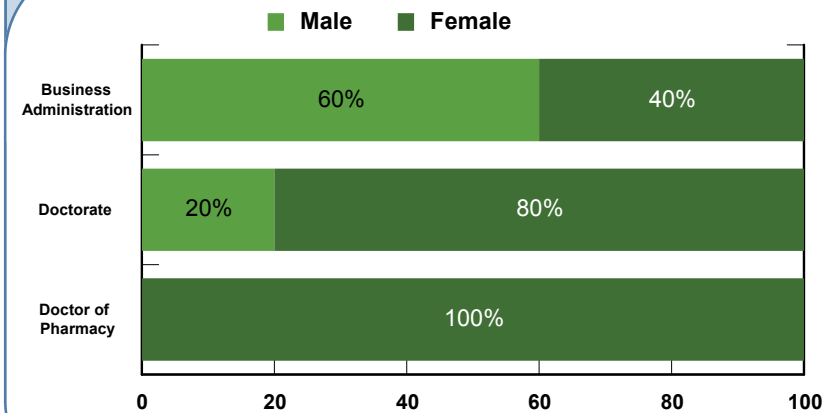
	UAE	GCC	Arab Others	Others	Total	
Business Administration	46	6	3	2	57	إدارة أعمال
Doctorate	44	6	55	59	164	دكتوراه
Doctor of Pharmacy	18	2	11	2	33	دكتور صيدلي
<b>Total</b>	<b>108</b>	<b>14</b>	<b>69</b>	<b>63</b>	<b>254</b>	<b>الإجمالي</b>



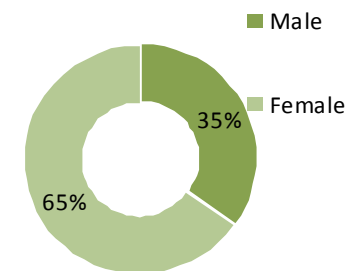
	Male	Female	Total	
Business Administration	6	4	10	إدارة أعمال
Doctorate	3	12	15	دكتوراه
Doctor of Pharmacy	0	1	1	دكتور صيدلي
<b>Total</b>	<b>9</b>	<b>17</b>	<b>26</b>	<b>الإجمالي</b>

	UAE	GCC	Arab Others	Others	Total	
Business Administration	9	1	0	0	10	إدارة أعمال
Doctorate	7	0	7	1	15	دكتوراه
Doctor of Pharmacy	0	0	1	0	1	دكتور صيدلي
<b>Total</b>	<b>16</b>	<b>1</b>	<b>8</b>	<b>1</b>	<b>26</b>	<b>الإجمالي</b>

Graduates by Major & Gender



Graduates by Gender



Graduates by Nationality (%)

