



UAE University Graduates

32nd Cohort

(Academic Year 2011/2012)

STATISTICAL COMPILATION & DESIGN :

INSTITUTIONAL EFFECTIVENESS & PLANNING SUPPORT UNIT

REVIEW :

ENROLLMENT DEANSHIP



جامعة الإمارات العربية المتحدة
United Arab Emirates University

UAEU

As part of its continuing commitment to publish statistical data that could be used in planning and research, University administration is pleased to provide (on the occasion of the graduation of the 32nd students cohort) the following tables which contain detailed statistics that describe both current and historical profile of the graduates in the period (1980/1981-2011/2012). The tables also include numbers of graduates by college and by major of study.

We hope that you find the information useful.

Index

Total Graduates (Academic Years 1980 - 81 through 2011-12) :		
• Total UAE University Graduates By College / Nationality/Gender (Academic Years 1980 - 81 through 2011-2012)		2
• Total Graduates by Gender / College (Academic Years 1980 - 81 through 2011-2012)		4
UAE University Graduates By College (Academic Years 1980 - 81 through 2011-2012) :		
• Humanities & Social Sciences College Graduates by Major / Gender		5
• Science College Graduates by Major / Gender		6
• Education College Female Graduates By Major / Gender		7
• Business & Economics College Graduates By Major / Gender		8
• law College Graduates By Major / Gender		9
• Food & Agriculture College Graduates By Major / Gender		10
• Engineering College Graduates By Major / Gender		11
• Medicine & Health Sciences College Graduates By Gender		12
• Medical Laboratory Technology Program Female Graduates By / Gender		13
• Information Technology College Graduates By Major / Gender		14
• Professional Diploma in Teaching Program Female Graduates By Gender		15
• Master Programs Graduates By Program / Gender		16

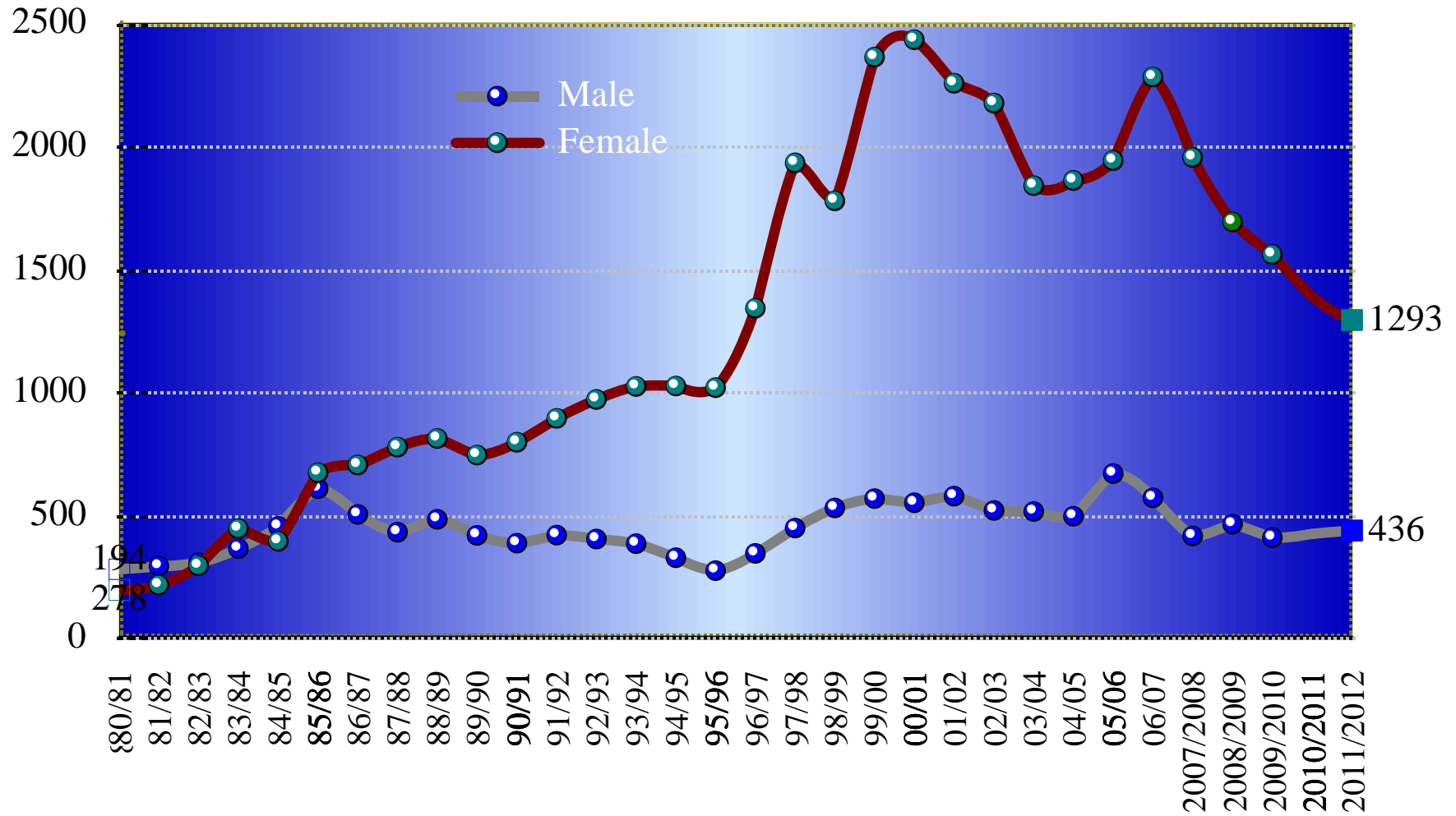
UAE University Graduates : Academic Year 2011-2012 , (32nd Cohort)	
• UAE University Male Graduates By College / Semester	18
• UAE University Female Graduates By College / Semester	19
• UAE University Male Graduates By College / Grades / Semester	21
• UAE University Female Graduates By College / Grades / Semester	22
• Male Graduates By College/ Nationality / Semester	24
• Female Graduates By College / Nationality / Semester	25
UAE University Graduates by Colleges: Academic Year 2011-2012 , (32nd Cohort)	
• Humanities & Social Sciences College Graduates By Major / Semester / Nationality	26
• Science College Graduates By Major / Semester / Nationality	28
• Education College Female Graduates By Major / Semester / Nationality	30
• Business & Economics College Graduates By Major / Semester / Nationality	31
• law College Graduates By Major / Semester / Nationality	33
• Food & Agriculture College Graduates By Major / Semester / Nationality	34
• Engineering College Graduates By Major / Semester / Nationality	35
• Medicine & Health Sciences College Graduates By Semester / Nationality	37
• Medical Laboratory Technology Program Female Graduates By / Semester / Nationality	37
• Information Technology College Graduates By Major / Semester / Nationality	38
• Professional Diploma in Teaching Program Female Graduates By Semester / Nationality	39
• Master Programs Graduates By Program / Semester / Nationality	40

UAE University Graduates

(Academic Years 1980 - 81 through 2011-12)

The UAE University Graduates Distribution by Gender

Academic Years 1980 - 81 through 2011-012



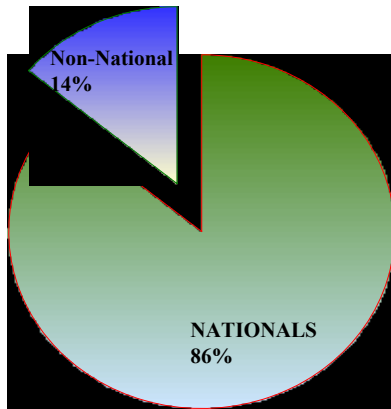
Total UAE University Graduates By College / Nationality/ Gender

Academic Years 1980 - 81 through 2011-012

College	National			Non National			Total		
	Males	Females	Total	Males	Females	Total	Males	Females	Total
Humanities & Social Sciences	2981	11523	14504	524	1108	1632	3505	26311	16136
Science	590	4608	5198	598	1018	1616	1188	5626	6814
Education	698	7774	8472	108	866	974	806	8640	9446
Business & Economics	2799	4021	6820	916	771	1687	3715	4792	8507
law	1332	1035	2367	248	174	422	1580	1209	2789
Food & Agriculture	249	619	868	104	96	200	353	715	1068
Engineering	1395	1373	2768	462	224	686	1857	1597	3454
Medicine & Health Sciences	180	431	611	1	0	1	181	431	612
Information Technology	185	873	1058	0	0	0	185	873	1058
Tutorial External Studies	199	2266	2465	0	0	0	199	2266	2465
Colleges Total	10608	34523	45131	2961	4257	7218	13569	38780	52349
Diploma Programs ⁽¹⁾	268	1497	1765	17	325	342	285	1822	2107
Master Programs ⁽²⁾	238	320	558	93	56	149	331	376	707
Medical Laboratory Technology Program	0	27	27	0	0	0	0	27	27
Doctor of Pharmacy	0	0	0	3	3	6	3	3	6
Grand Total	11114	36367	47481	3074	4641	7715	14188	41008	55196

(1): See Page (15) for Diploma Programs details .

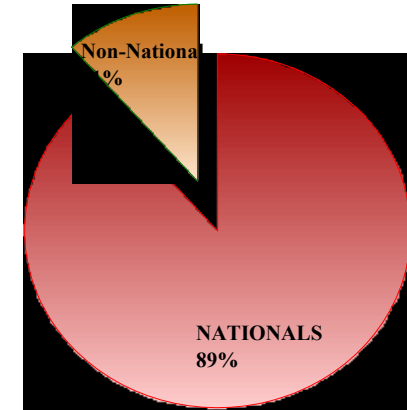
University Graduates Distribution by College / Nationality & Gender (Academic Years 1980 - 81 through 2011-012)



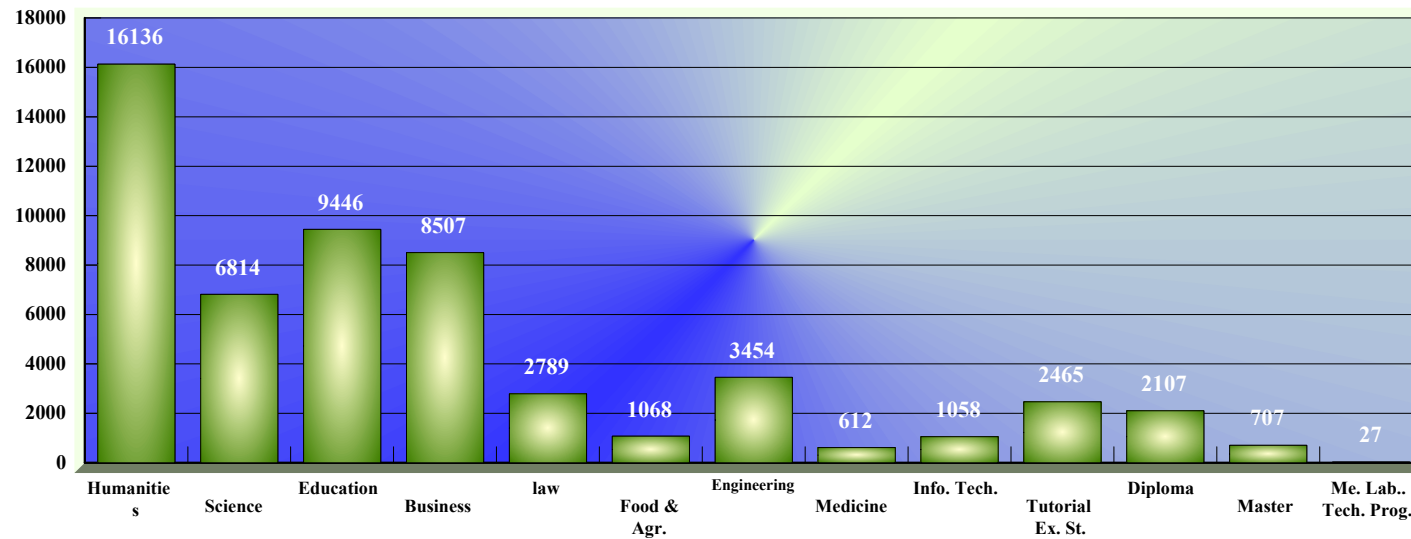
All Graduates



Male Graduates



Female Graduates



Graduates Distribution By College

Total Graduates by Gender / College

Academic Years 1980 - 81 through 2011-012

College	Humanities & Social Sciences		Science		Education		Business & Economics		Law		Food & Agriculture		Engineering		Medicine & Health Sciences		Information Technology		Medical Lab. Tech	Tutorial Ex-ternal Studies		Diploma Programs		Master Programs		Doctor of Pharmacy		Total	
	M	F	M	F	M	F	M	F	M	F	M	F	M	F	M	F	M	F	F	M	F	M	F	M	F	M	F	M	F
1980/1981	74	82	34	36	42	56	107	20	21	0	0	0	0	0	0	0	0	0	0	0	0	0	0	0	0	0	0	278	194
1981/1982	59	95	31	39	48	36	114	40	38	3	0	0	0	0	0	0	0	0	0	0	0	0	0	0	0	0	0	290	213
1982/1983	80	101	26	54	46	79	112	50	40	7	0	0	0	0	0	0	0	0	0	0	0	0	0	0	0	0	304	291	
1983/1984	116	214	33	72	40	86	109	56	57	14	6	0	0	0	0	0	0	0	0	0	0	0	0	0	0	0	361	442	
1984/1985	133	171	50	66	37	64	132	69	64	21	12	0	17	0	0	0	0	0	0	0	0	7	0	0	0	0	452	391	
1985/1986	172	295	37	59	35	80	142	118	71	29	12	0	32	11	0	0	0	0	0	96	78	8	0	0	0	0	605	670	
1986/1987	157	283	42	60	25	91	142	126	74	6	17	0	35	22	0	0	0	0	0	9	113	0	0	0	0	0	501	701	
1987/1988	163	310	28	64	42	107	101	77	57	14	7	0	20	14	0	0	0	0	0	1	175	9	13	0	0	0	428	774	
1988/1989	165	334	26	90	20	150	152	127	58	18	21	0	27	16	0	0	0	0	0	0	63	11	11	0	0	0	480	809	
1989/1990	134	203	40	87	20	140	159	135	36	6	6	0	19	9	0	0	0	0	0	0	141	1	21	0	0	0	415	742	
1990/1991	87	139	28	99	30	326	149	147	36	8	18	2	28	15	0	0	0	0	0	0	28	7	30	0	0	0	383	794	
1991/1992	85	127	32	96	59	450	152	160	28	6	14	9	36	27	0	0	0	0	0	0	6	10	10	0	0	0	416	891	
1992/1993	88	157	24	83	44	429	117	155	25	13	24	19	46	27	9	19	0	0	0	4	64	18	1	1	1	0	400	968	
1993/1994	110	186	21	89	46	418	101	89	19	3	17	21	32	23	1	1	0	0	0	26	189	4	0	5	2	0	382	1021	
1994/1995	68	167	21	95	38	388	83	103	10	8	16	20	42	32	5	21	0	0	0	23	152	13	32	5	5	0	324	1023	
1995/1996	28	149	27	101	32	432	69	107	29	7	18	23	39	26	5	17	0	0	0	13	147	6	5	6	2	0	272	1016	
1996/1997	47	201	53	169	19	543	77	115	21	11	21	40	54	41	12	15	0	0	0	18	198	14	6	6	1	0	342	1340	
1997/1998	86	455	66	277	15	707	96	135	41	16	24	42	82	68	9	20	0	0	0	8	189	15	18	3	4	0	445	1931	
1998/1999	141	646	60	342	20	351	93	124	59	28	10	56	103	64	8	20	0	0	0	0	109	27	34	6	3	0	527	1777	
1999/2000	144	810	51	437	32	507	115	238	55	28	23	48	108	70	6	20	0	0	0	1	101	30	100	0	2	0	565	2361	
2000/2001	109	866	59	430	27	450	143	290	55	26	11	35	105	85	15	15	0	0	0	0	78	20	153	4	4	0	548	2432	
2001/2002	161	848	61	399	24	322	143	235	41	35	7	34	96	87	9	25	0	0	0	0	61	25	197	8	12	0	575	2255	
2002/2003	145	861	55	339	16	335	121	213	60	34	5	25	80	76	11	27	0	0	0	0	38	14	217	10	9	0	517	2174	
2003/2004	145	634	42	294	29	346	111	196	65	111	10	16	78	79	7	14	0	0	0	0	47	0	82	25	19	0	512	1838	
2004/2005	150	645	38	274	7	316	100	174	70	106	6	14	76	78	8	25	8	56	13	0	56	0	81	30	21	0	493	1859	
2005/2006	230	664	43	247	12	300	134	168	101	130	5	25	81	68	15	44	27	103	7	0	76	0	91	19	17	0	667	1940	
2006/2007	157	765	39	332	0	320	104	201	113	172	4	35	66	63	5	25	49	135	7	0	74	0	129	31	22	0	568	2280	
2007/2008	54	522	16	253	1	220	95	237	63	156	4	32	114	109	8	19	30	114	0	0	61	0	199	28	31	0	413	1953	
2008/2009	59	442	34	224	0	177	101	238	62	99	4	50	133	111	12	19	26	145	0	0	21	0	114	30	51	0	461	1691	
2009/2010	56	407	19	192	0	150	101	222	49	45	3	35	108	143	13	24	11	120	0	0	1	0	186	46	33	0	406	1558	
2010/2011	54	417	35	106	0	141	114	225	33	26	14	57	92	119	9	29	23	104	0	0	0	0	92	48	70	0	422	1386	
2011/2012	48	435	17	121	0	123	126	202	29	23	14	77	108	114	14	32	11	96	0	0	0	0	66	67	3	3	436	1293	
Total	3505	12631	1188	5626	806	8640	3715	4792	1580	1209	353	715	1857	1597	181	431	185	873	27	199	2266	239	182	377	376	3	3	14188	41008

Humanities & Social Sciences College Graduates by Major / Gender

Academic Years 1980 - 81 through 2011-012

major	*Islamic Studies		Arabic Language		History & Archaeology		Geography		philosophy		Sociology		Social Work		English Language		Communication		Mass Communication		Political Sciences		Psychology		Double Major		Family Sc.		Trans.(Arab. Eng.)		Linguistics / TESOL		Gen. Ling.		English Literature		Urban Planning		Human Services & Counseling		Leadership & Society		Total	
	M	F	M	F	M	F	M	F	M	F	M	F	M	F	M	F	M	F	M	F	M	F	M	F	M	F	M	F	M	F	M	F	M	F	M	F	M	F	M	F	M	F		
1980/81	3	11	3	1	9	0	19	10	0	0	24	35	0	0	16	23	0	2	0	0	0	0	0	0	0	0	0	0	0	0	0	0	0	0	0	0	0	0	0	0	0	74	82	
1981/82	2	16	2	7	6	7	13	9	0	0	24	28	0	0	7	22	5	6	0	0	0	0	0	0	0	0	0	0	0	0	0	0	0	0	0	0	0	0	0	0	59	95		
1982/83	6	17	1	1	5	8	7	5	0	0	34	40	0	0	10	21	16	5	0	0	0	0	0	0	1	4	0	0	0	0	0	0	0	0	0	0	0	0	0	0	80	101		
1983/84	6	52	1	5	7	13	22	13	4	1	29	68	0	0	9	43	37	14	0	0	0	0	0	0	1	6	0	0	0	0	0	0	0	0	0	0	0	0	0	0	116	215		
1984/85	11	23	2	10	8	16	16	16	0	2	40	34	0	0	8	49	42	16	0	0	0	0	0	0	6	5	0	0	0	0	0	0	0	0	0	0	0	0	0	0	133	171		
1985/86	14	57	8	10	13	26	23	42	2	1	57	79	0	0	7	50	44	26	0	0	0	0	0	0	4	2	0	0	0	0	0	0	0	0	0	0	0	0	0	0	172	293		
1986/87	19	79	1	11	15	51	26	30	1	2	37	53	0	0	11	29	47	28	0	0	0	0	0	0	0	0	0	0	0	0	0	0	0	0	0	0	0	0	0	157	283			
1987/88	19	62	7	18	9	40	29	68	0	3	47	72	0	0	5	30	47	17	0	0	0	0	0	0	0	0	0	0	0	0	0	0	0	0	0	0	0	0	0	163	310			
1988/89	20	70	6	20	26	38	33	57	2	5	28	93	0	0	7	31	43	20	0	0	0	0	0	0	0	0	0	0	0	0	0	0	0	0	0	0	0	0	0	165	334			
1989/90	33	50	1	17	4	14	28	34	1	2	36	55	3	0	8	18	19	13	1	0	0	0	0	0	0	0	0	0	0	0	0	0	0	0	0	0	0	0	0	134	203			
1990/91	15	30	3	18	18	16	6	12	0	2	13	20	5	16	4	16	9	8	14	1	0	0	0	0	0	0	0	0	0	0	0	0	0	0	0	0	0	0	0	87	139			
1991/92	22	24	1	8	11	11	9	14	0	4	4	5	7	40	7	10	4	3	20	9	0	0	0	0	0	0	0	0	0	0	0	0	0	0	0	0	0	0	0	85	128			
1992/93	23	37	3	7	9	6	5	11	0	0	0	5	17	53	6	14	0	1	25	23	0	0	0	0	0	0	0	0	0	0	0	0	0	0	0	0	0	0	0	88	157			
1993/94	28	32	5	12	6	9	3	10	0	0	4	0	16	73	5	19	3	0	40	31	0	0	0	0	0	0	0	0	0	0	0	0	0	0	0	0	0	0	0	110	186			
1994/95	9	20	3	8	0	12	3	9	0	0	0	25	17	43	4	16	0	0	32	34	0	0	0	0	0	0	0	0	0	0	0	0	0	0	0	0	0	0	68	167				
1995/96	6	6	1	6	4	5	0	14	0	0	4	0	6	73	1	12	0	0	6	33	0	0	0	0	0	0	0	0	0	0	0	0	0	0	0	0	0	0	28	149				
1996/97	12	7	2	12	6	25	15	20	0	0	0	59	2	4	4	41	0	0	6	33	0	0	0	0	0	0	0	0	0	0	0	0	0	0	0	0	0	0	47	201				
1997/98	15	27	1	34	23	71	21	71	0	0	0	129	3	0	2	60	0	0	11	61	10	1	0	0	0	0	1	0	0	0	0	0	0	0	0	0	0	0	86	455				
1998/99	11	52	5	43	19	101	19	103	0	0	0	7	31	93	0	80	0	0	33	53	18	15	5	52	0	0	47	0	0	0	0	0	0	0	0	0	0	0	141	646				
99/2000	16	67	2	64	8	104	10	100	0	0	3	52	30	76	1	85	0	0	38	63	28	13	8	102	0	0	84	0	0	0	0	0	0	0	0	0	0	0	144	810				
2000/01	9	50	1	71	4	76	12	110	0	0	2	76	30	103	4	74	0	0	32	65	14	22	1	115	0	0	104	0	0	0	0	0	0	0	0	0	0	0	109	866				
2001/02	9	51	2	86	1	60	13	105	0	0	4	94	29	99	6	60	0	0	51	63	44	34	2	93	0	0	103	0	0	0	0	0	0	0	0	0	0	0	161	848				
2002/03	8	69	2	120	6	57	13	116	0	0	2	105	28	61	8	85	0	0	46	51	27	36	5	59	0	0	102	0	0	0	0	0	0	0	0	0	0	0	145	861				
2003/04	0	0	5	126	9	46	24	75	0	3	6	64	20	49	7	99	0	0	46	57	27	29	1	36	0	0	50	0	0	0	0	0	0	0	0	0	0	0	145	634				
2004/05	0	0	2	128	10	31	28	70	0	5	8	59	19	61	9	98	0	0	45	89	26	25	3	42	0	0	37	0	0	0	0	0	0	0	0	0	0	0	150	645				
2005/06	0	0	2	149	26	60	40	79	0	3	14	61	26	53	12	84	0	0	56	87	43	29	11	43	0	0	16	0	0	0	0	0	0	0	0	0	0	230	664					
2006/07	0	0	0	133	11	71	27	130	0	0	17	86	29	84	1	61	0	0	41	101	21	37	10	43	0	0	0	8	5	3	3	0	0	0	0	0	0	157	765					
2007/08	0	0	5	81	1	22	7	57	0	0	2	34	1	28	0	13	0	0	20	59	8	14	0	28	0	0	0	3	38	54	31	27	3	11	4	25	0	54	522					
2008/09	0	0	0	45	7	8	11	34	0	0	0	3	0	36	0	2	0	0	11	52	7	13	0	8	0	0	0	6	38	46	19	38	9	48	8	52	0	59	442					
2009/010	0	0	2	18	2	8	13	30	0	0	3	0	4	40	0	0	0	0	13	46	5	17	0	5	0	0	0	4	35	37	26	34	10	61	0	50	0	56	407					
2010/011	0	0	0	21	2	4	13	35	0	0	2	8	4	45	0	0	0	0	15	56	8	12	0	5	0	0	0	3	48	38	38	27	7	31	0	49	0	54	417					
2011/012	0	0	1	10	1	18	16	52	0	2	2	1	1	60	0	0	0	0	17	61	9	17	1	9	0	0	0	31	47	39	34	0	9	0	38	7	48	435						
الإجمالي	316	909	80	1300	286	1034	524	1541	10	35	446	1450	328	1190	169	1245	316	159	619	1128	295	314	47	640	12	17	544	16	198	227	156	163	29	160	12	214	7	3505	12631					

* Islamic Studies Major was transferred to Sharia & Law College since 2003/2004(Fall Semester).

Science College Graduates by Major / Gender

Academic Years 1980 - 81 through 2011-012

Major	Mathematics		Computer Sciences		Physics		Chemistry		Biology		Animal Sciences		Plant Sciences		Geology		Double Major		Total	
	M	F	M	F	M	F	M	F	M	F	M	F	M	F	M	F	M	F	M	F
Acad. Year	M	F	M	F	M	F	M	F	M	F	M	F	M	F	M	F	M	F	M	F
1980/1981	1	2	0	0	9	6	7	6	0	17	3	0	2	0	9	5	3	0	34	36
1981/1982	3	7	0	0	6	6	7	12	0	10	3	0	1	0	9	4	2	0	31	39
1982/1983	0	10	0	0	3	1	8	22	0	0	2	10	1	1	10	8	2	2	26	54
1983/1984	5	15	0	0	8	29	8	12	0	0	1	9	0	0	8	4	3	3	33	72
1984/1985	6	16	0	0	7	4	7	16	0	0	4	14	1	0	21	15	4	1	50	66
1985/1986	5	10	0	0	4	3	10	24	0	0	3	12	1	1	13	5	1	4	37	59
1986/1987	3	6	0	0	11	4	11	16	0	0	1	27	0	0	13	4	3	3	42	60
1987/1988	3	12	0	0	5	6	7	7	0	0	4	29	1	2	8	8	0	0	28	64
1988/1989	0	9	0	0	4	4	12	13	0	0	2	46	0	2	7	16	1	0	26	90
1989/1990	2	16	3	0	2	2	8	20	0	4	7	32	0	2	18	11	0	0	40	87
1990/1991	4	27	8	0	2	8	3	23	2	28	1	2	0	0	8	11	0	0	28	99
1991/1992	4	26	8	0	1	5	6	15	2	23	1	2	0	0	10	25	0	0	32	96
1992/1993	0	6	7	22	3	1	3	15	4	29	0	1	0	1	7	8	0	0	24	83
1993/1994	3	41	6	0	1	0	2	19	4	17	0	0	0	0	5	12	0	0	21	89
1994/1995	3	9	8	22	1	6	2	12	0	36	0	0	0	0	7	10	0	0	21	95
1995/1996	2	35	10	0	2	5	5	14	4	36	0	0	0	0	4	11	0	0	27	101
1996/1997	6	23	16	36	1	9	5	16	4	51	0	0	0	0	21	34	0	0	53	169
1997/1998	5	36	22	56	1	20	10	31	6	75	0	0	0	0	22	59	0	0	66	277
1998/1999	8	47	18	86	1	8	3	30	9	65	0	0	0	0	21	106	0	0	60	342
1999/2000	3	69	24	107	2	25	5	61	3	89	0	0	0	0	14	86	0	0	51	437
2000/2001	3	82	27	147	4	31	8	63	3	53	0	0	0	0	14	54	0	0	59	430
2001/2002	3	71	36	103	2	29	3	77	2	62	0	0	0	0	15	57	0	0	61	399
2002/2003	6	83	22	74	3	24	8	70	5	62	0	0	0	0	11	26	0	0	55	339
2003/2004	4	96	8	41	3	65	7	34	3	41	0	0	0	0	17	17	0	0	42	294
2004/2005	1	99	1	4	12	75	8	56	3	33	0	0	0	0	13	7	0	0	38	274
2005/2006	1	82	0	0	11	64	5	51	3	27	0	0	0	0	23	23	0	0	43	247
2006/2007	0	128	0	0	9	60	8	65	3	41	0	0	0	0	19	38	0	0	39	332
2007/2008	0	118	0	0	0	31	2	35	3	41	0	0	0	0	11	28	0	0	16	253
2008/2009	4	108	0	0	4	18	7	39	3	36	0	0	0	0	16	23	0	0	34	224
2009/2010	0	74	0	0	1	15	0	30	1	43	0	0	0	0	17	30	0	0	19	192
2010/2011	7	43	0	0	2	9	8	17	1	20	0	0	0	0	17	17	0	0	35	106
2011/2012	0	53	0	0	1	5	2	13	0	35	0	0	0	0	14	15	0	0	17	121
Total	95	1459	224	698	126	578	195	934	68	974	32	184	7	9	422	777	19	13	1188	5626

Education College Graduates by Major / Gender

Academic Years 1980 - 81 through 2011-012

Major	Psychology		Education		Primary Education		Professional Education (Art)		Professional Education (Sciences)		Teacher Training (Art)		Teacher Training (Sciences)		Physical Education		Kindergarten		Family Education		Art Education		Class Teacher		Special Education		Early Childhood Education		Total	
	M	F	M	F	M	F	M	F	M	F	M	F	M	F	M	M	F	F	F	F	F	F	F	F	F	F	M	F		
Acad. Year	M	F	M	F	M	F	M	F	M	F	M	F	M	F	M	M	F	F	F	F	F	F	F	F	F	M	F			
1980/1981	6	19	12	6	0	0	23	31	1	0	0	0	0	0	0	0	0	0	0	0	0	0	0	0	42	56				
1981/1982	4	19	12	4	0	0	31	11	1	2	0	0	0	0	0	0	0	0	0	0	0	0	0	0	48	36				
1982/1983	3	20	23	14	0	0	17	38	3	7	0	0	0	0	0	0	0	0	0	0	0	0	0	0	46	79				
1983/1984	5	21	20	36	0	0	8	22	7	7	0	0	0	0	0	0	0	0	0	0	0	0	0	0	40	86				
1984/1985	4	19	20	17	0	0	11	13	2	15	0	0	0	0	0	0	0	0	0	0	0	0	0	0	37	64				
1985/1986	6	38	17	17	0	0	9	21	3	4	0	0	0	0	0	0	0	0	0	0	0	0	0	0	35	80				
1986/1987	2	21	7	18	0	0	10	25	6	27	0	0	0	0	0	0	0	0	0	0	0	0	0	0	25	91				
1987/1988	3	41	8	10	0	0	20	31	11	25	0	0	0	0	0	0	0	0	0	0	0	0	0	0	42	107				
1988/1989	3	42	6	17	0	0	2	46	9	45	0	0	0	0	0	0	0	0	0	0	0	0	0	0	20	150				
1989/1990	2	29	0	17	1	7	6	25	7	21	4	35	0	0	0	0	6	0	0	0	0	0	0	0	20	140				
1990/1991	3	24	1	4	3	52	0	0	1	0	18	152	4	53	0	0	31	1	0	0	9	0	0	30	326					
1991/1992	11	33	0	1	8	109	3	0	2	0	28	236	2	0	2	3	47	3	0	0	21	0	0	59	450					
1992/1993	7	22	0	1	1	108	0	0	0	0	15	126	4	68	17	0	67	2	21	0	14	0	0	44	429					
1993/1994	2	15	0	0	5	168	0	0	0	0	19	91	4	43	16	0	52	10	18	0	21	0	0	46	418					
1994/1995	0	23	0	0	4	154	0	0	0	0	14	81	6	34	14	0	39	11	13	0	33	0	0	38	388					
1995/1996	0	20	0	0	4	96	0	0	0	0	9	113	7	53	12	0	65	10	21	18	36	0	0	32	432					
1996/1997	0	11	0	0	0	133	0	0	0	0	6	133	6	51	7	0	110	11	20	43	31	0	0	19	543					
1997/1998	0	25	0	0	0	359	0	0	0	0	5	68	2	15	8	0	132	11	31	16	50	0	0	15	707					
1998/1999	0	7	0	0	0	1	0	103	0	52	1	21	0	6	19	0	86	8	12	34	21	0	0	20	351					
1999/2000	0	1	0	0	1	0	0	183	0	83	0	1	0	3	31	0	140	1	25	19	51	0	0	32	507					
2000/2001	0	0	0	0	4	309	0	0	0	0	0	0	0	0	23	0	92	0	21	2	26	0	0	27	450					
2001/2002	0	0	0	0	2	202	0	0	0	0	0	0	0	0	22	0	60	0	23	1	36	0	0	24	322					
2002/2003	0	0	0	0	3	205	0	0	0	0	0	0	0	0	13	0	70	0	30	0	30	0	0	16	335					
2003/2004	0	0	0	0	6	185	0	0	0	0	0	0	0	0	23	0	96	0	26	0	39	0	0	29	346					
2004/2005	0	0	0	0	2	170	0	0	0	0	0	0	0	0	5	0	99	0	15	0	28	4	7	316						
2005/2006	0	0	0	0	11	164	0	0	0	0	0	0	0	0	1	0	30	0	0	0	52	54	12	300						
2006/2007	0	0	0	0	0	182	0	0	0	0	0	0	0	0	0	0	8	0	0	0	35	95	0	320						
2007/2008	0	0	0	0	1	124	0	0	0	0	0	0	0	0	0	0	1	0	0	0	38	57	1	220						
2008/2009	0	0	0	0	0	147	0	0	0	0	0	0	0	0	0	0	0	0	0	0	7	23	0	177						
2009/2010	0	0	0	0	0	103	0	0	0	0	0	0	0	0	0	0	0	0	0	0	13	34	0	150						
2010/2011	0	0	0	0	0	84	0	0	0	0	0	0	0	0	0	0	0	0	0	0	32	25	0	141						
2011/2012	0	0	0	0	0	60	0	0	0	0	0	0	0	0	0	0	0	0	0	0	16	47	0	123						
الإجمالي	61	450	126	162	56	3122	140	549	53	288	119	1057	35	326	213	3	1231	68	276	133	639	339	806	8640						

Business & Economics College Graduates by Major / Gender

Academic Years 1980 - 81 through 2011-012

Major	General Business		Accounting		Accounting & Business Administration	Political Sciences		Economics		Business Administration		Banking Sc.		Finance		Planning & Statistics		Statistics		Management Information		Double Major		Finance & Banking		Total	
	M	F	M	F		M	M	F	M	F	M	F	M	F	M	F	M	F	M	F	M	F	M	F	M	F	M
Acad. Year	M	F	M	F	M	M	F	M	F	M	F	M	F	M	F	M	F	M	F	M	F	M	F	M	F	M	F
1980/1981	26	7	5	2	13	42	4	12	3	2	4	0	0	0	0	0	0	0	0	0	0	7	0	0	0	107	20
1981/1982	35	9	11	4	11	19	7	17	5	15	15	0	0	0	0	0	0	0	0	0	0	6	0	0	0	114	40
1982/1983	36	21	11	3	0	22	5	8	3	23	13	0	0	0	0	0	0	0	0	0	0	12	5	0	0	112	50
1983/1984	31	32	15	11	0	12	2	16	5	24	4	0	0	0	0	0	0	0	0	0	0	11	2	0	0	109	56
1984/1985	27	40	34	9	0	15	1	17	8	27	8	0	0	0	0	0	0	0	0	0	0	12	3	0	0	132	69
1985/1986	34	45	45	24	0	14	9	20	25	27	12	0	0	0	0	0	0	0	0	0	0	2	3	0	0	142	118
1986/1987	33	68	44	23	0	13	6	22	18	22	11	0	0	0	0	0	0	0	0	0	0	8	0	0	0	142	126
1987/1988	24	40	30	24	0	14	1	13	9	19	3	0	0	0	0	0	0	0	0	0	0	1	0	0	0	101	77
1988/1989	33	53	61	42	0	6	5	28	16	21	7	1	4	0	0	0	0	0	0	0	0	2	0	0	0	152	127
1989/1990	32	47	72	25	0	10	10	9	15	28	17	7	11	0	5	1	5	0	0	0	0	0	0	0	0	159	135
1990/1991	37	48	41	21	0	14	17	11	7	18	46	14	0	2	0	12	8	0	0	0	0	0	0	0	0	149	147
1991/1992	40	44	60	47	0	7	5	12	12	15	15	7	16	4	13	7	8	0	0	0	0	0	0	0	0	152	160
1992/1993	33	41	32	50	0	10	3	5	9	23	19	5	14	1	6	8	13	0	0	0	0	0	0	0	0	117	155
1993/1994	35	16	38	31	0	6	11	5	3	11	16	1	3	3	6	2	3	0	0	0	0	0	0	0	0	101	89
1994/1995	14	17	31	22	0	11	8	2	9	22	39	2	2	0	0	1	6	0	0	0	0	0	0	0	0	83	103
1995/1996	10	19	29	25	0	1	4	3	7	23	40	0	0	1	0	2	12	0	0	0	0	0	0	0	0	69	107
1996/1997	4	14	27	29	0	8	5	2	9	33	56	1	0	0	0	2	2	0	0	0	0	0	0	0	0	77	115
1997/1998	7	4	31	29	0	0	7	8	15	45	66	0	0	0	0	1	0	4	9	0	5	0	0	0	0	96	135
1998/1999	0	0	26	29	0	0	2	8	16	32	60	0	0	0	0	0	0	9	4	18	13	0	0	0	0	93	124
1999/2000	0	0	42	54	0	0	0	6	20	44	96	0	0	0	0	0	0	6	21	17	47	0	0	0	0	115	238
2000/2001	0	0	47	67	0	0	0	13	29	61	126	0	0	0	0	0	0	6	26	16	42	0	0	0	0	143	290
2001/2002	0	0	49	55	0	0	0	6	22	61	105	0	0	0	0	0	0	2	18	25	35	0	0	0	0	143	235
2002/2003	0	0	49	48	0	0	0	5	15	45	98	0	0	0	0	0	0	3	15	19	37	0	0	0	0	121	213
2003/2004	0	0	44	31	0	0	0	4	16	44	85	0	0	0	0	0	0	5	34	14	30	0	0	0	0	111	196
2004/2005	0	0	36	43	0	0	0	5	16	30	75	0	0	0	0	0	0	12	13	17	27	0	0	0	0	100	174
2005/2006	0	0	44	32	0	0	0	7	12	51	92	0	0	0	0	0	0	12	16	20	16	0	0	0	0	134	168
2006/2007	0	0	37	40	0	0	0	5	15	38	117	0	0	0	0	0	0	7	10	17	19	0	0	0	0	104	201
2007/2008	0	0	22	38	0	0	0	6	23	41	120	0	0	0	0	0	0	7	13	19	43	0	0	0	0	95	237
2008/2009	0	0	25	55	0	0	0	5	27	54	126	0	0	0	0	0	0	3	5	14	25	0	0	0	0	101	238
2009/2010	0	0	29	47	0	0	0	4	24	45	108	0	0	0	0	0	0	7	17	13	23	0	0	3	3	101	222
2010/2011	0	0	48	32	0	0	0	2	39	32	68	0	0	0	0	0	0	9	28	13	41	0	0	10	17	114	225
2011/2012	0	0	30	33	0	0	0	2	21	54	83	0	0	0	0	0	0	8	20	9	17	0	0	23	28	126	202
الإجمالي	491	565	1145	1025	24	224	112	288	473	1030	1750	38	50	11	30	36	57	100	249	231	420	61	13	36	48	3715	4792

Law College Graduates by Major / Gender

Academic Years 1980 - 81 through 2011-012

Major	Sharia		Law		Sharia & Law		*Islamic Studies		Total	
	M	F	M	F	M	F	M	F	M	F
1980/1981	3	0	6	0	12	0	0	0	21	0
1981/1982	14	1	21	2	3	0	0	0	38	3
1982/1983	5	3	31	4	4	0	0	0	40	7
1983/1984	8	6	38	7	11	1	0	0	57	14
1984/1985	7	8	48	11	9	2	0	0	64	21
1985/1986	15	13	49	11	7	5	0	0	71	29
1986/1987	15	2	56	4	3	0	0	0	74	6
1987/1988	19	3	28	11	10	0	0	0	57	14
1988/1989	14	9	40	9	4	0	0	0	58	18
1989/1990	11	2	21	2	4	2	0	0	36	6
1990/1991	6	2	9	1	21	5	0	0	36	8
1991/1992	3	0	5	1	20	5	0	0	28	6
1992/1993	2	1	2	0	21	12	0	0	25	13
1993/1994	2	0	3	0	14	3	0	0	19	3
1994/1995	1	0	0	0	9	8	0	0	10	8
1995/1996	0	0	0	0	29	7	0	0	29	7
1996/1997	0	0	0	0	21	11	0	0	21	11
1997/1998	0	0	0	0	41	16	0	0	41	16
1998/1999	0	0	0	0	59	28	0	0	59	28
1999/2000	0	0	0	0	55	28	0	0	55	28
2000/2001	0	0	0	0	55	26	0	0	55	26
2001/2002	0	0	0	0	41	35	0	0	41	35
2002/2003	0	0	0	0	60	34	0	0	60	34
2003/2004	0	0	0	0	55	35	10	76	65	111
2004/2005	0	0	0	0	56	30	14	76	70	106
2005/2006	0	0	0	0	83	29	18	101	101	130
2006/2007	0	0	0	0	92	48	21	124	113	172
2007/2008	0	0	0	0	52	49	11	107	63	156
2008/2009	0	0	0	0	57	41	5	58	62	99
2009/2010	0	0	4	0	39	19	6	26	49	45
2010/2011	0	0	19	7	14	11	0	8	33	26
2011/2012	0	0	26	21	2	1	1	1	29	23
Total	125	50	406	91	963	491	86	577	1580	1209

* Islamic Studies Major was Transferred from College of Humanities & Social Sciences to College of Law (College of Sharia & Law Previously) 2003/2004 (Fall Semester).

Food & Agriculture College Graduates By Major / Gender

Academic Years 1983 - 84 through 2011-012

Major	Plant Sciences	Animal Sciences	Plant Production & Protection	Animal Production & Fish	Sand, Irrigation & Agritural machining	Sand & Water	Arid land Agriculture Plant Sc.	Arid land Agriculture Animal Sc.	Food Technology & Nutrition Sc.	Dietetics		Agrbusiness		Prog. in Food Processing & Storage		Nutritional Science	Horticulture		Consumer Science	Food Science		Marine Fisheries and Animal Sc		Total	
										M	F	M	F	M	F		M	F		M	F	M	F	M	F
Acad. Year	M	M	M	M	M	M	M	M	F	F	M	F	M	F	F	M	F	F	M	F	M	F	M	F	
1983/1984	4	2	0	0	0	0	0	0	0	0	0	0	0	0	0	0	0	0	0	0	0	0	6	0	
1984/1985	8	4	0	0	0	0	0	0	0	0	0	0	0	0	0	0	0	0	0	0	0	0	12	0	
1985/1986	8	4	0	0	0	0	0	0	0	0	0	0	0	0	0	0	0	0	0	0	0	0	12	0	
1986/1987	9	8	0	0	0	0	0	0	0	0	0	0	0	0	0	0	0	0	0	0	0	0	17	0	
1987/1988	3	4	0	0	0	0	0	0	0	0	0	0	0	0	0	0	0	0	0	0	0	0	7	0	
1988/1989	14	7	0	0	0	0	0	0	0	0	0	0	0	0	0	0	0	0	0	0	0	0	21	0	
1989/1990	6	0	0	0	0	0	0	0	0	0	0	0	0	0	0	0	0	0	0	0	0	0	6	0	
1990/1991	1	0	7	3	7	0	0	0	2	0	0	0	0	0	0	0	0	0	0	0	0	0	18	2	
1991/1992	0	0	6	3	5	0	0	0	9	0	0	0	0	0	0	0	0	0	0	0	0	0	14	9	
1992/1993	0	0	12	7	5	0	0	0	19	0	0	0	0	0	0	0	0	0	0	0	0	0	24	19	
1993/1994	0	0	8	4	5	0	0	0	21	0	0	0	0	0	0	0	0	0	0	0	0	0	17	21	
1994/1995	0	0	11	4	0	1	0	0	20	0	0	0	0	0	0	0	0	0	0	0	0	0	16	20	
1995/1996	0	0	4	5	1	4	3	1	23	0	0	0	0	0	0	0	0	0	0	0	0	0	18	23	
1996/1997	0	0	1	0	0	1	13	6	40	0	0	0	0	0	0	0	0	0	0	0	0	0	21	40	
1997/1998	0	0	0	0	0	0	14	10	42	0	0	0	0	0	0	0	0	0	0	0	0	0	24	42	
1998/1999	0	0	0	0	0	0	6	4	56	0	0	0	0	0	0	0	0	0	0	0	0	0	10	56	
1999/2000	0	0	0	0	0	0	15	8	48	0	0	0	0	0	0	0	0	0	0	0	0	0	23	48	
2000/2001	0	0	0	0	0	0	9	2	35	0	0	0	0	0	0	0	0	0	0	0	0	0	11	35	
2001/2002	0	0	0	0	0	0	6	1	34	0	0	0	0	0	0	0	0	0	0	0	0	0	7	34	
2002/2003	0	0	0	0	0	0	2	3	25	0	0	0	0	0	0	0	0	0	0	0	0	0	5	25	
2003/2004	0	0	0	0	0	0	9	1	16	0	0	0	0	0	0	0	0	0	0	0	0	0	10	16	
2004/2005	0	0	0	0	0	0	3	3	11	3	0	0	0	0	0	0	0	0	0	0	0	0	6	14	
2005/2006	0	0	0	0	0	0	4	0	3	9	1	4	0	8	1	0	0	0	0	0	0	0	5	25	
2006/2007	0	0	0	0	0	0	0	0	0	6	3	5	1	5	5	0	10	4	0	0	0	0	4	35	
2007/2008	0	0	0	0	0	0	0	0	0	17	3	7	0	2	3	1	2	1	0	0	0	0	4	32	
2008/2009	0	0	0	0	0	0	0	0	0	27	0	12	0	9	1	4	1	0	0	0	0	0	4	50	
2009/2010	0	0	0	0	0	0	0	0	0	14	3	12	0	3	1	0	0	0	0	5	0	0	3	35	
2010/2011	0	0	0	0	0	0	0	0	0	18	7	20	0	0	4	2	3	0	0	11	5	1	14	57	
2011/2012	0	0	0	0	0	0	0	0	0	8	5	34	0	0	11	6	13	0	3	9	0	2	14	77	
Total	53	29	49	26	23	6	84	39	404	102	22	94	1	27	26	1	29	5	6	25	5	3	353	715	

Engineering College Graduates by Major / Gender

Academic Years 1984 - 85 through 2011-012

Major	Civil Eng.		Chemical & Petroleum Eng.		Chemical Eng.		Petroleum Eng.		Architectural Eng.		Electrical Eng.		Mechanical Eng.		Electrical Eng. Communication path		Internal Architecture Eng.		Electronics Eng.		Communications Eng.	Total	
	M	F	M	F	M	F	M	F	M	F	M	F	M	F	M	F	M	F	M	F	F	M	F
Acad. Year	M	F	M	F	M	F	M	F	M	F	M	F	M	F	M	F	M	F	M	F	F	M	F
1984/1985	12	0	5	0	0	0	0	0	0	0	0	0	0	0	0	0	0	0	0	0	0	17	0
1985/1986	10	0	10	0	0	0	0	0	4	11	7	0	1	0	0	0	0	0	0	0	0	32	11
1986/1987	13	0	7	0	0	0	0	0	5	22	8	0	2	0	0	0	0	0	0	0	0	35	22
1987/1988	2	0	6	0	0	0	0	0	5	8	4	5	3	0	0	0	0	0	0	1	0	20	14
1988/1989	4	0	5	0	0	0	0	0	5	11	10	5	3	0	0	0	0	0	0	0	0	27	16
1989/1990	3	0	3	0	0	0	0	0	4	6	4	0	5	0	0	0	0	0	0	3	0	19	9
1990/1991	3	0	9	0	0	0	0	0	3	0	10	0	3	0	0	0	0	10	0	5	0	28	15
1991/1992	6	0	7	0	0	0	0	0	8	1	12	0	3	0	0	0	0	18	0	8	0	36	27
1992/1993	5	0	3	0	2	0	2	0	8	0	18	0	8	0	0	0	0	16	0	11	0	46	27
1993/1994	5	0	0	0	2	0	2	0	3	0	16	0	4	0	0	0	0	18	0	5	0	32	23
1994/1995	13	0	0	0	5	0	4	0	3	0	12	0	5	0	0	0	0	17	0	15	0	42	32
1995/1996	6	0	0	0	8	0	6	0	7	0	8	13	4	0	0	0	0	12	0	1	0	39	26
1996/1997	16	0	0	0	3	0	3	0	9	19	14	7	5	0	4	0	0	15	0	0	0	54	41
1997/1998	22	7	0	0	7	10	7	0	14	30	23	20	7	0	2	0	0	1	0	0	0	82	68
1998/1999	16	4	0	0	15	13	7	0	16	19	24	28	13	0	12	0	0	0	0	0	0	103	64
1999/2000	28	9	0	0	10	3	11	0	17	46	22	12	12	0	8	0	0	0	0	0	0	108	70
2000/2001	29	4	0	0	11	18	4	0	19	29	22	34	15	0	5	0	0	0	0	0	0	105	85
2001/2002	19	8	0	0	9	18	9	0	19	25	14	36	21	0	5	0	0	0	0	0	0	96	87
2002/2003	15	4	0	0	12	10	11	0	23	21	9	41	10	0	0	0	0	0	0	0	0	80	76
2003/2004	15	3	0	0	12	17	6	0	14	26	17	33	10	0	4	0	0	0	0	0	0	78	79
2004/2005	10	7	0	0	12	19	8	0	11	22	16	22	16	8	3	0	0	0	0	0	0	76	78
2005/2006	19	4	0	0	10	22	7	0	9	23	16	14	18	2	2	3	0	0	0	0	0	81	68
2006/2007	16	11	0	0	8	13	8	0	4	11	12	5	16	12	2	11	0	0	0	0	0	66	63
2007/2008	35	10	0	0	7	21	12	0	17	31	17	15	20	9	6	23	0	0	0	0	0	114	109
2008/2009	41	13	0	0	7	18	14	0	19	38	26	20	24	10	2	12	0	0	0	0	0	133	111
2009/2010	33	20	0	0	10	33	12	0	19	43	19	22	12	8	3	17	0	0	0	0	0	108	143
2010/2011	37	15	0	0	6	33	4	0	7	36	18	16	20	6	0	4	0	0	0	0	9	92	119
2011/2012	50	29	0	0	8	18	4	0	3	23	25	17	18	20	0	0	0	0	0	0	7	108	114
Total	433	119	55	0	156	248	137	0	272	478	378	348	260	55	58	70	0	107	0	49	9	1749	1483

Medicine & Health Sciences College Graduates by Gender

Academic Years 1992 - 93 through 2011-012

Academic Year	Medicine & Health Sciences		
	M	F	Total
1992/1993	9	19	28
1993/1994	1	1	2
1994/1995	5	21	26
1995/1996	2	17	19
1996/1997	15	15	30
1997/1998	9	20	29
1998/1999	8	20	28
1999/2000	6	20	26
2000/2001	15	15	30
2001/2002	9	25	34
2002/2003	11	27	38
2003/2004	7	14	21
2004/2005	8	25	33
2005/2006	15	44	59
2006/2007	5	25	30
2007/2008	8	19	27
2008/2009	12	19	31
2009/2010	13	24	37
2010/2011	9	29	38
2011/2012	14	32	46
Total	181	431	612

Information Technology College Graduates by Gender

Academic Years 2004 - 05 through 2011-012

Major	Computer Science		Computer Systems Eng.		Information Security		Information Systems		Network Engineering		Software Engineering		Electronic Commerce		Software Development		Enterprise Systems		Computer Systems Design		Network		Intelligent Systems		Total	
	M	F	M	F	M	F	M	F	M	F	M	F	M	F	M	F	M	F	M	F	M	F	M	F	M	F
2004/2005	0	2	0	12	0	0	0	19	8	13	0	10	0	0	0	0	0	0	0	0	0	0	0	0	8	56
2005/2006	0	3	9	6	9	44	3	15	5	25	1	10	0	0	0	0	0	0	0	0	0	0	0	27	103	
2006/2007	0	4	1	26	20	28	10	10	10	50	8	11	0	6	0	0	0	0	0	0	0	0	0	49	135	
2007/2008	0	7	0	12	5	19	5	20	17	31	3	9	0	16	0	0	0	0	0	0	0	0	0	30	114	
2008/2009	0	6	0	0	6	25	7	20	12	47	1	33	0	14	0	0	0	0	0	0	0	0	0	26	145	
2009/2010	0	5	0	4	2	19	8	13	1	46	0	23	0	10	0	0	0	0	0	0	0	0	0	11	120	
2010/2011	0	3	0	6	1	21	12	6	7	17	3	12	0	11	0	3	0	7	0	4	0	14	0	23	104	
2011/2012	0	0	0	0	3	21	0	0	1	1	0	1	0	9	0	10	4	14	0	9	0	26	3	5	11	96
Total	0	30	10	66	46	177	45	103	61	230	16	109	0	66	0	13	0	21	0	13	0	40	3	5	185	873

Tutorial External Studies Graduates by Major / Gender

Academic Years 1984 - 85 through 2011-012

Major	Islamic Studies & Arabic Language		Education & Sociology		Primary Education (Class Teaching)		Business Sciences		Teacher Training (Islamic Education)		Teacher Training (Arabic Language)		Class Teacher		Kindergarten		Primary Education		Total		
	M	F	M	F	M	F	M	F	M	F	M	F	M	F	M	F	M	F	M	F	
Acad. Year	M	F	M	F	M	F	M	F	M	F	M	F	M	F	M	F	M	F	M	F	
1984/1985	0	21	0	44	0	0	0	13	0	0	0	0	0	0	0	0	0	0	0	0	78
1985/1986	7	24	15	62	0	0	74	27	0	0	0	0	0	0	0	0	0	0	0	96	113
1986/1987	0	57	1	82	0	0	9	36	0	0	0	0	0	0	0	0	0	0	0	10	175
1987/1988	0	19	0	24	0	0	0	20	0	0	0	0	0	0	0	0	0	0	0	0	63
1988/1989	0	29	0	74	0	0	0	38	0	0	0	0	0	0	0	0	0	0	0	0	141
1989/1990	0	2	0	10	0	0	0	16	0	0	0	0	0	0	0	0	0	0	0	0	28
1990/1991	0	2	0	1	0	0	0	3	0	0	0	0	0	0	0	0	0	0	0	0	6
1991/1992	0	1	0	1	0	45	0	0	0	13	0	4	0	0	0	0	0	0	0	0	64
1992/1993	0	0	0	0	4	189	0	0	0	0	0	0	0	0	0	0	0	0	0	4	189
1993/1994	0	0	0	0	26	152	0	0	0	0	0	0	0	0	0	0	0	0	0	26	152
1994/1995	0	0	0	0	23	147	0	0	0	0	0	0	0	0	0	0	0	0	0	23	147
1995/1996	0	0	0	0	13	78	0	0	0	0	0	0	0	0	0	0	0	0	0	13	78
1996/1997	0	0	0	0	18	0	0	0	0	0	0	0	0	120	0	0	0	0	0	18	120
1997/1998	0	0	0	0	8	3	0	0	0	0	0	0	0	189	0	0	0	0	0	8	192
1998/1999	0	0	0	0	0	0	0	0	0	0	0	0	0	106	0	0	0	0	0	0	106
1999/2000	0	0	0	0	1	0	0	0	0	0	0	0	0	101	0	0	0	0	0	1	101
2000/2001	0	0	0	0	0	0	0	0	0	0	0	0	0	78	0	0	0	0	0	0	78
2001/2002	0	0	0	0	0	0	0	0	0	0	0	0	0	61	0	0	0	0	0	0	61
2002/2003	0	0	0	0	0	0	0	0	0	0	0	0	0	24	0	14	0	0	0	0	38
2003/2004	0	0	0	0	0	0	0	0	0	0	0	0	0	5	0	17	0	25	0	0	47
2004/2005	0	0	0	0	0	0	0	0	0	0	0	0	0	0	0	6	0	50	0	0	56
2005/2006	0	0	0	0	0	0	0	0	0	0	0	0	0	0	0	0	0	76	0	0	76
2006/2007	0	0	0	0	0	0	0	0	0	0	0	0	0	0	0	0	0	74	0	0	74
2007/2008	0	0	0	0	0	0	0	0	0	0	0	0	0	0	0	0	0	61	0	0	61
2008/2009	0	0	0	0	0	0	0	0	0	0	0	0	0	0	0	0	0	21	0	0	21
2009/2010	0	0	0	0	0	0	0	0	0	0	0	0	0	0	0	0	0	1	0	0	1
Total	7	155	16	298	93	614	83	153	0	13	0	4	0	684	0	37	0	308	199	2266	

There are no alumni of the Tutorial External Studies of the academic year 2011/2010

Diploma Programs Graduates by Program / Gender

Academic Years 1984 - 85 through 2011-012

Diploma	Gulf Studies Diploma		Development & Social Care Diploma		General Diploma in Teaching		Administration & Educational Conformability Diploma		Professional Diploma in School Administration		Professional Diploma in Teaching		Total	
	M	F	M	F	M	F	M	F	M	F	M	F	M	F
Acad. Year	M	F	M	F	M	F	M	F	M	F	M	F	M	F
1984/1985	7	0	0	0	0	0	0	0	0	0	0	0	7	0
1985/1986	8	0	0	0	0	0	0	0	0	0	0	0	8	0
1986/1987	0	0	0	0	4	10	5	3	0	0	0	0	9	13
1987/1988	0	0	3	4	1	7	7	0	0	0	0	0	11	11
1988/1989	0	0	0	6	0	5	1	10	0	0	0	0	1	21
1989/1990	0	0	7	6	0	16	0	8	0	0	0	0	7	30
1990/1991	0	0	0	3	0	6	0	1	0	0	0	0	0	10
1991/1992	0	0	0	0	10	0	0	1	0	0	0	0	10	1
1992/1993	0	0	0	0	2	0	0	0	16	0	0	0	18	0
1993/1994	0	0	0	0	0	0	0	0	4	0	0	0	4	0
1994/1995	0	0	0	0	0	0	0	0	13	32	0	0	13	32
1995/1996	0	0	0	0	0	0	0	0	6	5	0	0	6	5
1996/1997	0	0	0	0	0	0	0	0	14	6	0	0	14	6
1997/1998	0	0	0	0	0	0	0	0	15	18	0	0	15	18
1998/1999	0	0	0	0	0	0	0	0	27	15	0	19	27	34
1999/2000	0	0	0	0	0	0	0	0	30	15	0	85	30	100
2000/2001	0	0	0	0	0	0	0	0	20	17	0	136	20	153
2001/2002	0	0	0	0	0	0	0	0	25	19	0	178	25	197
2002/2003	0	0	0	0	0	0	0	0	14	24	0	193	14	217
2003/2004	0	0	0	0	0	0	0	0	0	0	0	82	0	82
2004/2005	0	0	0	0	0	0	0	0	0	0	0	81	0	81
2005/2006	0	0	0	0	0	0	0	0	0	0	0	91	0	91
2006/2007	0	0	0	0	0	0	0	0	0	0	0	129	0	129
2007/2008	0	0	0	0	0	0	0	0	0	0	0	199	0	199
2008/2009	0	0	0	0	0	0	0	0	0	0	0	114	0	114
2009/2010	0	0	0	0	0	0	0	0	0	0	0	186	0	186
2010/2011	0	0	0	0	0	0	0	0	0	0	0	92	0	92
Total	15	0	10	19	17	44	13	23	184	151	0	1504	239	1822

Master Programs Graduates by Program / Gender

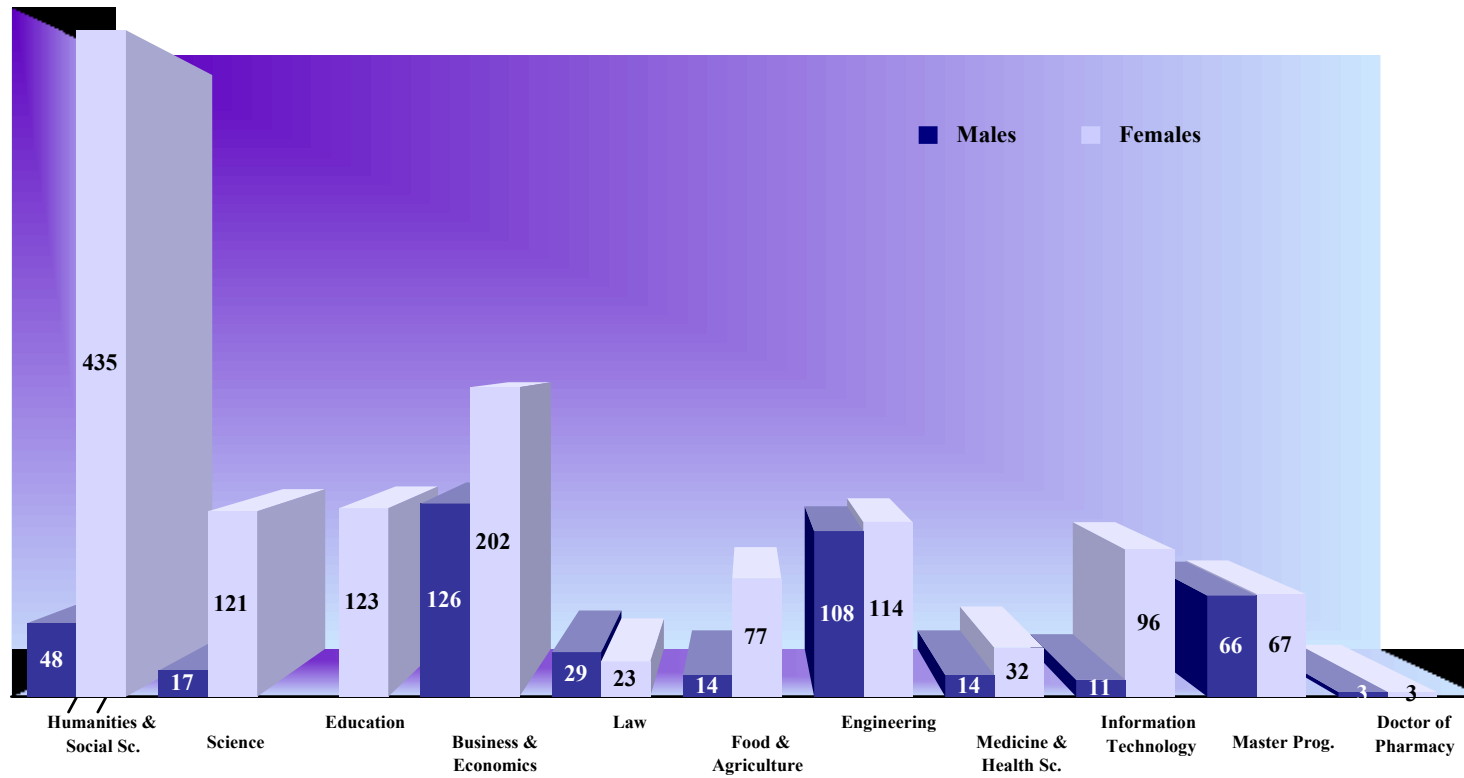
Academic Years 1992 - 93 through 2011-012

Program	Environmental Sciences		Materials Science & Engineering		Water Resources Sciences		Business Administration (MBA)		Remote Sensing & GIS		Engineering management		Chemical Engineering		Civil Engineering		Petroleum Engineering		Petroleum Geosciences		Medical Sciences		Mechanical Engineering		Electrical Engineering		Education		Private Law		Public Law		Public Health		Horticulture		Total	
	M	F	M	F	M	F	M	F	M	F	M	F	M	F	M	F	M	F	M	F	M	F	M	F	M	F	M	F	M	F	M	F	M	F	M	F		
Acad. Year	M	F	M	F	M	F	M	F	M	F	M	F	M	F	M	F	M	F	M	F	M	F	M	F	M	F	M	F	M	F	M	F	M	F	M	F		
1992/1993	1	1	0	0	0	0	0	0	0	0	0	0	0	0	0	0	0	0	0	0	0	0	0	0	0	0	0	0	0	0	0	0	0	0	0	1	1	
1993/1994	5	2	0	0	0	0	0	0	0	0	0	0	0	0	0	0	0	0	0	0	0	0	0	0	0	0	0	0	0	0	0	0	0	0	0	5	2	
1994/1995	5	5	0	0	0	0	0	0	0	0	0	0	0	0	0	0	0	0	0	0	0	0	0	0	0	0	0	0	0	0	0	0	0	0	0	5	5	
1995/1996	6	2	0	0	0	0	0	0	0	0	0	0	0	0	0	0	0	0	0	0	0	0	0	0	0	0	0	0	0	0	0	0	0	0	0	6	2	
1996/1997	6	1	0	0	0	0	0	0	0	0	0	0	0	0	0	0	0	0	0	0	0	0	0	0	0	0	0	0	0	0	0	0	0	0	0	6	1	
1997/1998	3	4	0	0	0	0	0	0	0	0	0	0	0	0	0	0	0	0	0	0	0	0	0	0	0	0	0	0	0	0	0	0	0	0	0	3	4	
1998/1999	6	3	0	0	0	0	0	0	0	0	0	0	0	0	0	0	0	0	0	0	0	0	0	0	0	0	0	0	0	0	0	0	0	0	0	6	3	
1999/2000	0	2	0	0	0	0	0	0	0	0	0	0	0	0	0	0	0	0	0	0	0	0	0	0	0	0	0	0	0	0	0	0	0	0	0	0	2	
2000/2001	3	2	1	2	0	0	0	0	0	0	0	0	0	0	0	0	0	0	0	0	0	0	0	0	0	0	0	0	0	0	0	0	0	0	0	4	4	
2001/2002	4	8	0	4	4	0	0	0	0	0	0	0	0	0	0	0	0	0	0	0	0	0	0	0	0	0	0	0	0	0	0	0	0	0	0	8	12	
2002/2003	4	3	3	2	3	4	0	0	0	0	0	0	0	0	0	0	0	0	0	0	0	0	0	0	0	0	0	0	0	0	0	0	0	0	0	10	9	
2003/2004	7	7	5	3	4	0	9	9	0	0	0	0	0	0	0	0	0	0	0	0	0	0	0	0	0	0	0	0	0	0	0	0	0	0	0	25	19	
2004/2005	4	7	6	4	3	2	17	8	0	0	0	0	0	0	0	0	0	0	0	0	0	0	0	0	0	0	0	0	0	0	0	0	0	0	0	30	21	
2005/2006	0	6	2	4	1	5	16	2	0	0	0	0	0	0	0	0	0	0	0	0	0	0	0	0	0	0	0	0	0	0	0	0	0	0	0	19	17	
2006/2007	5	6	2	4	6	1	9	6	9	5	0	0	0	0	0	0	0	0	0	0	0	0	0	0	0	0	0	0	0	0	0	0	0	0	0	31	22	
2007/2008	1	7	3	2	2	1	12	9	2	1	8	11	0	0	0	0	0	0	0	0	0	0	0	0	0	0	0	0	0	0	0	0	0	0	0	28	31	
2008/2009	5	14	2	0	3	5	10	17	0	3	6	8	1	0	2	2	1	0	0	2	0	0	0	0	0	0	0	0	0	0	0	0	0	0	0	30	51	
2009/2010	4	4	0	0	0	0	19	12	3	1	13	2	1	1	2	0	3	1	0	0	12	1	0	0	0	0	0	0	0	0	0	0	0	0	0	46	33	
2010/2011	4	10	2	1	0	0	14	32	4	1	8	13	1	1	5	0	1	0	0	0	1	6	1	0	3	2	4	4	0	0	0	0	0	0	0	48	70	
2011/2012	2	4	0	1	2	1	20	31	5	2	8	9	2	1	11	0	2	2	1	0	0	1	6	0	1	2	2	11	1	1	1	0	1	0	1	1	66	67
Total	75	98	26	27	28	19	126	126	23	13	43	43	5	3	20	2	7	3	1	2	1	19	8	0	4	4	6	15	1	1	1	0	1	0	1	1	377	376

UAE University Graduates

(32nd Cohort For Academic Year 2011-2012)

32nd Cohort Graduates Distribution by College / Gender (Academic Years 2011-012)



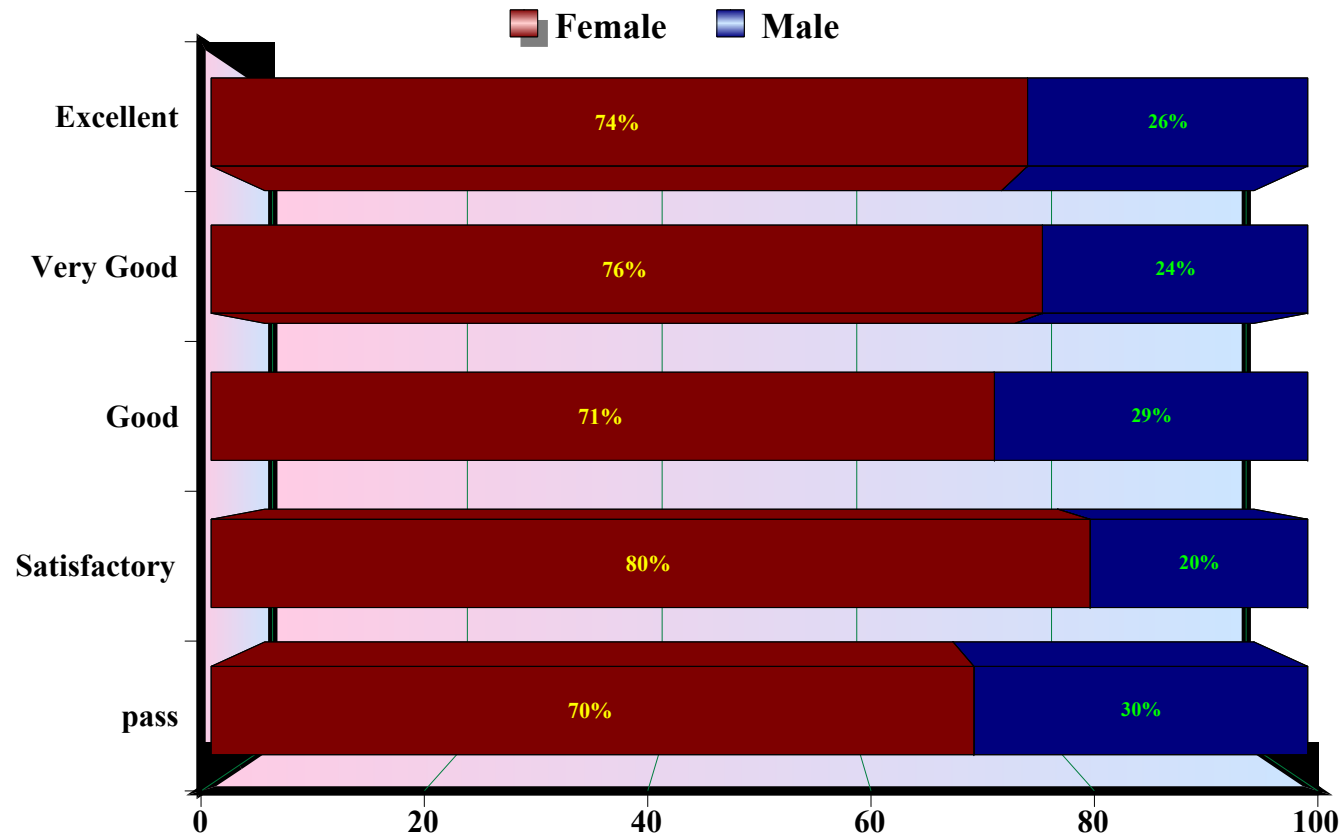
UAE University Male Graduates By College / Semester
(32nd Cohort) Academic Year 2011-012

College	Semester	First Semester	Second Semester	Summer Semester	Academic YEAR	Total
Humanities & Social Sciences		29	18	1	0	48
Science		10	7	0	0	17
Business & Economics		62	54	10	0	126
law		10	17	2	0	29
Food & Agriculture		8	5	1	0	14
Engineering		56	50	2	0	108
Medicine and Health Sciences		0	0	0	14	14
Information Technology		4	6	1	0	11
Colleges Total		179	157	17	14	367
Master Programs		27	39	0	0	66
Doctor of Pharmacy		0	0	3	0	3
Grand Total		206	196	20	14	436

UAE University Female Graduates By College / Semester
(32nd Cohort) Academic Year 2011-012

College	Semester	First Semester	Second Semester	Summer Semester	Academic YEAR	Total
Humanities & Social Sciences		202	222	11	0	435
Science		74	46	1	0	121
Education		66	55	2	0	123
Business & Economics		99	98	5	0	202
law		12	11	0	0	23
Food & Agriculture		32	39	6	0	77
Engineering		64	49	1	0	114
Medicine and Health Sciences		0	0	0	32	32
Information Technology		38	56	2	0	96
Colleges Total		587	576	28	32	1223
Master Programs		22	45	0	0	67
Doctor of Pharmacy		0	0	3	0	3
Grand Total		609	621	31	32	1293

32nd Cohort Graduates Distribution by Grade / Gender (Academic Year 2011-012)



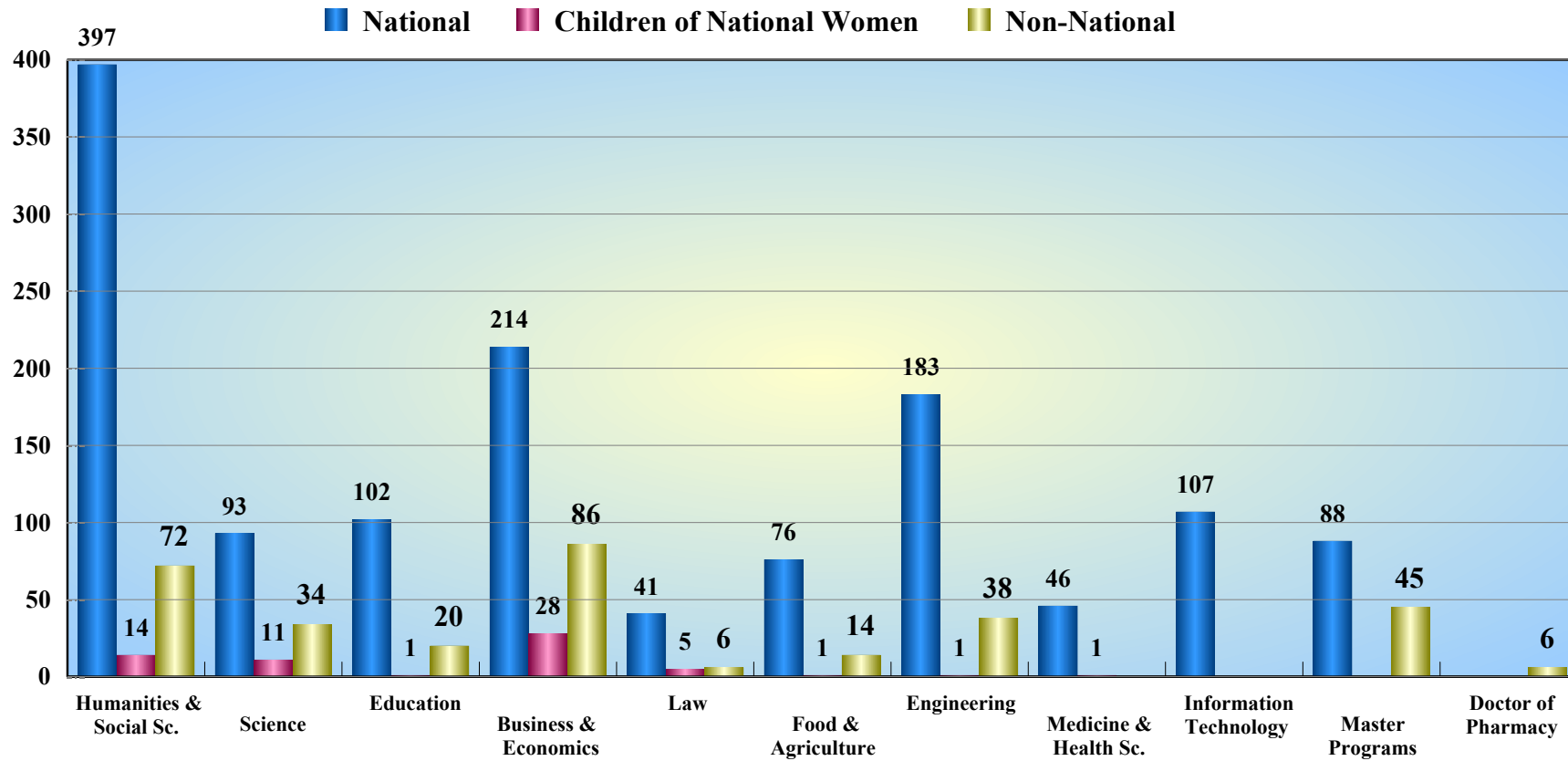
UAE University Male Graduates By College / Grades / Semester
(32nd Cohort) Academic Year 2011-012

Grades		Excellent				Very Good				Good				Satisfactory				pass	Total
College	Semester	First	Second	Summer	Total	First	Second	Summer	Total	First	Second	Summer	Total	First	Second	Summer	Total		
Humanities& Social Sciences		1	0	1	2	1	5	0	6	22	10	0	32	5	3	0	8	0	48
Science		0	0	0	0	0	1	0	1	9	4	0	13	1	2	0	3	0	17
Business & Economics		1	3	1	5	13	12	0	25	36	25	8	69	12	14	1	27	0	126
law		0	1	1	2	5	4	1	10	3	8	0	11	2	4	0	6	0	29
Food & Agriculture		0	0	0	0	0	1	0	1	5	1	1	7	3	3	0	6	0	14
Engineering		3	9	0	12	13	14	1	28	23	18	1	42	17	9	0	26	0	108
Medicine & Health Sc.		0	0	0	0	0	0	0	0	0	0	0	0	0	0	0	0	14	14
Information Technology		0	0	0	0	0	2	0	2	2	2	0	4	2	2	1	5	0	11
Colleges Total		5	13	3	21	32	39	2	73	100	68	10	178	42	37	2	81	14	367
Master Programs		0	0	1	1	0	0	2	2	0	0	0	0	0	0	0	0	0	3
Doctor of Pharmacy		12	13	0	25	8	15	0	23	7	11	0	18	0	0	0	0	0	66
Grand Total		17	26	4	47	40	54	4	98	107	79	10	196	42	37	2	81	14	436

UAE University Female Graduates By College / Grades / Semester
(32nd Cohort Academic Year 2011-012)

Grades		Excellent				Very Good				Good				Satisfactory				Pass	Total
College	Semester	First	Second	Summer	Total	First	Second	Summer	Total	First	Second	Summer	Total	First	Second	Summer	Total		
Humanities & Social Sciences		9	9	1	19	40	42	0	82	86	106	5	197	67	65	5	137	0	435
Science		8	6	0	14	15	11	0	26	23	13	1	37	28	16	0	44	0	121
Education		4	2	0	6	17	10	1	28	19	28	0	47	26	15	1	42	0	123
Business & Economics		16	14	0	30	28	29	3	60	31	34	2	67	24	21	0	45	0	202
law		2	2	0	4	1	3	0	4	5	2	0	7	4	4	0	8	0	23
Food & Agriculture		4	1	0	5	6	13	1	20	11	14	1	26	11	11	4	26	0	77
Engineering		13	5	0	18	24	13	0	37	22	19	0	41	5	12	1	18	0	114
Medicine & Health Sciences		0	0	0	0	0	0	0	0	0	0	0	0	0	0	0	0	32	32
Information Technology		8	6	0	14	12	19	0	31	14	29	1	44	4	2	1	7	0	96
Total Colleges		64	45	1	110	143	140	5	288	211	245	10	466	169	146	12	327	32	1223
Master Programs		6	20	0	26	8	11	0	19	8	14	0	22	0	0	0	0	0	67
Doctor of Pharmacy		0	0	1	1	0	0	0	0	0	0	2	2	0	0	0	0	0	3
Grand Total		70	65	2	137	151	151	5	307	219	259	12	490	169	146	12	327	32	1293

32nd Cohort Graduates Distribution by College / Nationality (Academic Year 2011-2012)



Male Graduates By College/ Nationality / Semester
(32nd Cohort) Academic Year 2011-012

Nationality		National				Children of National Women				Non National				Total	
College	Semester	First Semester	Second Semester	Summer	Acad. Year	Total	First Semester	Second Semester	Summer	Total	First Semester	Second Semester	Summer		Total
Humanities & Social Sciences		21	14	1	0	36	2	1	0	3	6	3	0	9	48
Science		6	1	0	0	7	2	1	0	3	2	5	0	7	17
Business & Economics		33	38	7	0	78	11	5	1	17	18	11	2	31	126
law		8	14	1	0	23	1	1	1	3	1	2	0	3	29
Food & Agriculture		5	1	1	0	7	0	1	0	1	3	3	0	6	14
Engineering		43	43	2	0	88	0	1	0	1	13	6	0	19	108
Medicine and Health Sciences		0	0	0	14	14	0	0	0	0	0	0	0	0	14
Information Technology		4	6	1	0	11	0	0	0	0	0	0	0	0	11
Colleges Total		120	117	13	14	264	16	10	2	28	43	30	2	75	367
Master Programs		18	21	0	0	39	0	0	0	0	9	18	0	27	66
Doctor of Pharmacy		0	0	0	0	0	0	0	0	0	0	0	3	3	3
Grand Total		138	138	13	14	303	16	10	2	28	52	48	5	105	436

Female Graduates By College / Nationality / Semester
(32nd Cohort) Academic Year 2011-012

Nationality		National				Children of National Women				Non National				Total	
College	Semester	First Semester	Second Semester	Summer	Acad. Year	Total	First Semester	Second Semester	Summer	Total	First Semester	Second Semester	Summer		Total
Humanities & Social Sciences		160	192	9	0	361	8	3	0	11	34	27	2	63	435
Science		54	32	0	0	86	5	3	0	8	15	11	1	27	121
Education		57	43	2	0	102	0	1	0	1	9	11	0	20	123
Business & Economics		62	71	3	0	136	4	6	1	11	33	21	1	55	202
law		10	8	0	0	18	1	1	0	2	1	2	0	3	23
Food & Agriculture		27	37	5	0	69	0	0	0	0	5	2	1	8	77
Engineering		53	41	1	0	95	0	0	0	0	11	8	0	19	114
Medicine and Health Sciences		0	0	0	32	32	0	0	0	0	0	0	0	0	32
Information Technology		38	56	2	0	96	0	0	0	0	0	0	0	0	96
Colleges Total		461	480	22	32	995	18	14	1	33	108	82	5	195	1223
Master Programs		17	32	0	0	49	0	0	0	0	5	13	0	18	67
Doctor of Pharmacy		0	0	0	0	0	0	0	0	0	0	0	3	3	3
Grand Total		478	512	22	32	1044	18	14	1	33	113	95	8	216	1293

Humanities & Social Sciences College Male Graduates
By Major/Semester / Nationality (32nd Cohort) Academic Year 2011-012

Nationality		National				Children of National Women			Non National			Total
Major	Semester	First Semester	Second Semester	Summer	Total	First Semester	Second Semester	Total	First Semester	Second Semester	Total	
Unit of Human Sciences	Arabic Language	0	1	0	1	0	0	0	0	0	0	1
	History & Archaeology	1	0	0	1	0	0	0	0	0	0	1
	Mass Communication	6	6	0	12	1	0	1	3	1	4	17
Unit of Social Sciences	Geography	5	4	0	9	1	1	2	3	2	5	16
	Sociology	1	1	0	2	0	0	0	0	0	0	2
	Social Work	1	0	0	1	0	0	0	0	0	0	1
	Psychology	0	0	1	1	0	0	0	0	0	0	1
	Political Science	7	2	0	9	0	0	0	0	0	0	9
Total		21	14	1	36	2	1	3	6	3	9	48

Humanities & Social Sciences College Female Graduates
By Major / Semester /Nationality (32nd Cohort) Academic Year 2011-012

Nationality		National				Children of National Women			Non National				Total
Major	Se- mester	First Semester	Second Semester	Summer	Total	First Semester	Second Semester	Total	First Semester	Second Semester	Summer	Total	
Unit of Human Sciences	Arabic Language &	3	5	1	9	0	0	0	1	0	0	1	10
	History	5	10	2	17	0	0	0	1	0	0	1	18
	Mass Communication	28	23	0	51	1	1	2	4	4	0	8	61
	English Literature	12	15	1	28	0	0	0	4	2	0	6	34
	General Linguistics	16	20	1	37	0	0	0	0	2	0	2	39
	Applied Linguistics / TESOL	18	17	1	36	0	1	1	4	6	0	10	47
	Translation (Arabic/	6	10	0	16	4	0	4	5	6	0	11	31
Unit of Social Sciences	Geography	16	29	1	46	0	1	1	4	0	1	5	52
	Urban Planning	5	4	0	9	0	0	0	0	0	0	0	9
	Political Science	3	11	1	15	0	0	0	0	2	0	2	17
	Social Work	29	20	0	49	2	0	2	5	4	0	9	60
	Human Services &	13	18	0	31	1	0	1	5	0	1	6	38
	Psychology	5	3	0	8	0	0	0	0	1	0	1	9
	Sociology	0	1	0	1	0	0	0	0	0	0	0	1
	Leadership and Society	0	6	1	7	0	0	0	0	0	0	0	7
	Philosophy	1	0	0	1	0	0	0	1	0	0	1	2
Total		160	192	9	361	8	3	11	34	27	2	63	435

Science College Male Graduates By Major / Semester / Nationality
(32nd Cohort) Academic Year 2011-012

Nationality		National			Children of National Women			Non National			Total
Major	Semester	First Semester	Second Semester	Total	First Semester	Second Semester	Total	First Semester	Second Semester	Total	
Physics		0	1	1	0	0	0	0	0	0	1
Chemistry		1	0	1	1	0	1	0	0	0	2
Geology	General Geology	1	0	1	0	0	0	0	0	0	1
	Geology	0	0	0	0	0	0	0	2	2	2
	Geol. of Petroleum & Water	4	0	4	1	1	2	2	3	5	11
Total		6	1	7	2	1	3	2	5	7	17

Science College Female Graduates By Major / Semester / Nationality
(32nd Cohort) Academic Year 2011-012

Nationality		National				Children of National Women			Non National			Total
Major	Semester	First Semester	Second Semester	Summer	Total	First Semester	Second Semester	Total	First Semester	Second Semester	Total	
Mathematics		25	14	39	3	1	4	7	3	0	10	53
Physics		2	2	4	0	0	0	1	0	0	1	5
Chemistry		4	5	9	1	0	1	1	2	0	3	13
Biology	Cellular & Molecular Biology	6	5	11	0	0	0	5	6	0	11	22
	Ecological Environmental Biology	2	0	2	1	0	1	0	0	0	0	3
	General Biology	4	3	7	0	2	2	0	0	1	1	10
Geology	General Geology	6	2	8	0	0	0	0	0	0	0	8
	Geol. of Petroleum & Water	5	1	6	0	0	0	1	0	0	1	7
Total		54	32	86	5	3	8	15	11	1	27	121

Education College Female Graduates By Major / Semester / Nationality
(32nd Cohort) Academic Year 2011-012

Nationality		National				Children of National Women		Non National			Total
Major	Semester	First Semester	Second Semester	Summer	Total	Second	Total	First Semester	Second	Total	
Primary Education	Islamic Studies & Arabic	12	2	0	14	0	0	1	0	1	15
	Social Studies & Civics	1	0	0	1	0	0	1	0	1	2
	English Language	14	11	1	26	0	0	4	3	7	33
	Mathematics & Science	5	4	0	9	0	0	0	1	1	10
Early Childhood Education		22	19	1	42	1	1	0	4	4	47
Special Education	Mild/Moderate Disabilities	3	7	0	10	0	0	3	3	6	16
Total		57	43	2	102	1	1	9	11	20	123

Business & Economics College Male Graduates By Major / Semester / Nationality
(32nd Cohort) Academic Year 2011-012

Nationality		National				Children of National Women				Non National				Total
Major	Semester	First Semester	Second Semester	Summer	Total	First Semester	Second Semester	Summer	Total	First Semester	Second Semester	Summer	Total	
Accounting		10	9	1	20	2	0	0	2	4	3	1	8	30
Economics		1	0	0	1	0	0	0	0	1	0	0	1	2
Business Administration	Finance &	0	0	0	0	0	0	0	0	0	1	0	1	1
	Marketing	0	1	0	1	1	0	0	1	4	0	1	5	7
	Human Resources Manag & Develop	13	11	3	27	3	1	1	5	0	1	0	1	33
	Entrepreneurship	0	2	1	3	0	0	0	0	0	1	0	1	4
	Supply Chain Mang. & Logistics	2	3	0	5	0	1	0	1	2	1	0	3	9
Finance & Banking		1	7	1	9	4	2	0	6	6	2	0	8	23
Management Information Systems		2	2	0	4	1	1	0	2	1	2	0	3	9
Statistics		4	2	1	7	0	0	0	0	0	1	0	1	8
Total		33	37	7	77	11	5	1	17	18	12	2	32	126

Business & Economics College Female Graduates By Major / Semester / Nationality
(32nd Cohort) Academic Year 2011-012

Nationality		National				Children of National Women				Non National				Total	
Major	Semester	First Semester	Second Semester	Summer	Total	First Semester	Second Semester	Summer	Total	First Semester	Second Semester	Summer	Total		
Accounting		10	10	1	21	0	4	0	4	4	4	0	8	33	
Economics		9	9	0	18	0	0	0	0	0	3	0	3	21	
Business Administration	Management	5	1	0	6	2	0	0	2	1	0	0	1	9	
	Finance & Banking	5	4	0	9	0	0	0	0	2	4	1	7	16	
	Marketing	10	22	1	33	2	0	0	2	5	4	0	9	44	
	Human Resources Manag & Develp	1	2	0	3	0	0	0	0	0	4	0	0	4	7
		2	4	0	6	0	1	0	1	0	0	0	0	0	7
Finance & Banking		9	6	0	15	0	0	1	1	10	2	0	12	28	
Management Information Systems		3	3	1	7	0	0	0	0	6	4	0	10	17	
Statistics		8	10	0	18	0	1	0	1	1	0	0	1	20	
Total		62	71	3	136	4	6	1	11	33	21	1	55	202	

law College Male Graduates By Major / Semester / Nationality
(32nd Cohort) Academic Year 2011-012

Nationality		National				Children of National Women				Non National			Total
Major	Semester	First Semester	Second Semester	Summer	Total	First Semester	Second Semester	Summer	Total	First Semester	Second Semester	Total	
law		8	12	1	21	1	1	1	3	1	1	2	26
Sharia & law		0	2	0	2	0	0	0	0	0	0	0	2
Islamic Studies		0	0	0	0	0	0	0	0	0	1	1	1
Total		8	14	1	23	1	1	1	3	1	2	3	29

law College Female Graduates By Major / Semester / Nationality
(32nd Cohort) Academic Year 2011-012

Nationality		National			Children of National Women			Non National			Total
Major	Se- mester	First Semester	Second Semester	Total	First Semester	Second Semester	Total	First Semester	Second Semester	Total	
law		8	8	16	1	1	2	1	2	3	21
Sharia & law		1	0	1	0	0	0	0	0	0	1
Islamic Studies		1	0	1	0	0	0	0	0	0	1
Total		10	8	18	1	1	2	1	2	3	23

Food & Agriculture College Male Graduates By Major / Semester / Nationality
(32nd Cohort) Academic Year 2011-012

Nationality		National				Non National			Total
Major	Semester	First Semester	Second Semester	Summer	Total	First Semester	Second Semester	Total	
Agribusiness		2	0	0	2	2	1	3	5
Horticulture		3	1	1	5	0	1	1	6
Food Science		0	0	0	0	1	2	3	3
		5	1	1	7	3	4	7	14

Food & Agriculture College Female Graduates By Major / Semester / Nationality
(32nd Cohort) Academic Year 2011-012

Nationality		National				Non National			Total	
Major	Semester	First Semester	Second Semester	Summer	Total	First Semester	Second Semester	Summer		Total
Agribusiness		16	12	4	32	1	0	1	2	34
Dietetics		3	1	1	5	2	1	0	3	8
Food Science		3	5	0	8	1	0	0	1	9
Horticulture		3	10	0	13	0	0	0	0	13
Marine Fisheries and Animal Sc		2	0	0	2	0	0	0	0	2
Nutritional Science		0	9	0	9	1	1	0	2	11
Total		27	37	5	69	5	2	1	8	77

Engineering College Male Graduates By Major / Semester / Nationality
(32nd Cohort) Academic Year 2011-012

Nationality		National				Children of National Women	Non National			Total
Major	Semester	First Semester	Second Semester	Summer	Total	First Semester	First Semester	Second Semester	Total	
Environmental and Civil Engineering	Civil Engineering	11	29	1	41	0	6	3	9	50
Petroleum & Chemical Engineering	Chemical Engineering	3	3	0	6	1	0	1	1	8
	Petroleum Engineering	2	0	0	2	0	2	0	2	4
Architectural Engineering		2	0	0	2	0	1	0	1	3
Electrical Engineering		16	4	1	21	0	3	1	4	25
Mechanical Engineering		9	7	0	16	0	1	1	2	18
Total		43	43	2	88	1	13	6	19	108

Engineering College Female Graduates By Major / Semester / Nationality
(32nd Cohort) Academic Year 2011-012

Nationality		National				Non National			Total
Major	Semester	First Semester	Second Semester	Summer	Total	First Semester	Second Semester	Total	
Civil Engineering		10	15	0	25	3	1	4	29
Chemical Engineering		10	6	1	17	1	0	1	18
Architectural Engineering		7	15	0	22	0	1	1	23
Electrical Engineering	Electrical Engineering	11	3	0	14	1	2	3	17
	Communications	0	0	0	0	0	0	0	0
Communications		0	0	0	0	3	4	7	7
Mechanical Engineering		15	2	0	17	3	0	3	20
Total		53	41	1	95	11	8	19	114

Medicine & Health Sciences College Male Graduates By / Semester / Nationality
(32nd Cohort) Academic Year 2011-012

Nationality	National	Total
	Academic year	
General	14	14
Total	14	14

Medicine & Health Sciences College Female Graduates By / Semester / Nationality
(32nd Cohort) Academic Year 2011-012

Nationality	National	Total
	Academic year	
General	32	32
Total	32	32

Information Technology College Male Graduates By Major / Semester / Nationality
(32nd Cohort) Academic Year 2011-012

Nationality		National			Total
Major	Semester	First Semester	Second Semester	Summer	
Network Engineering		1	0	0	1
Enterprise systems		0	3	1	4
Information Security		3	0	0	3
Intelligent Systems		0	3	0	3
Total		4	6	1	11

Information Technology College Female Graduates By Major / Semester / Nationality
(32nd Cohort) Academic Year 2011-012

Nationality		National			Total
Major	Semester	First Semester	Second Semester	Summer	
Computer System Engineering		3	6	0	9
Software Engineering		1	0	0	1
Network Engineering		1	0	0	1
Electronic Commerce		3	5	1	9
Enterprise Systems		4	10	0	14
Information Security		12	9	0	21
Networking		11	15	0	26
Software Development		3	6	1	10
Intelligent Systems		0	5	0	5
Total		38	56	2	96

Master Programs Male Graduates By Program / Semester / Nationality,
(32nd Cohort) Academic Year 2011-012

Nationality		National			Non National			Total
Program	Semester	First Semester	Second Semester	Total	First Semester	Second Semester	Total	
Engineering Management		4	3	7	1	0	1	8
Petroleum Engineering		0	0	0	0	2	2	2
Chemical Engineering		1	0	1	1	0	1	2
Mechanical Engineering		1	0	1	0	5	5	6
Civil Engineering		2	3	5	4	2	6	11
Remote Sensing and Geog. Info.		0	4	4	0	1	1	5
Business Administration		10	5	15	2	3	5	20
Education		0	1	1	0	1	1	2
Electrical Engineering		0	0	0	1	0	1	1
Horticultural Science		0	1	1	0	0	0	1
Petroleum Geosciences		0	0	0	0	1	1	1
private law		0	1	1	0	0	0	1
Public Law		0	1	1	0	0	0	1
Water Resources Sciences		0	2	2	0	0	0	2
Environmental Science		0	0	0	0	2	2	2
Public Health		0	1	1	0	0	0	1
Total		18	22	40	9	17	26	66

Master Programs Female Graduates By Program / Semester / Nationality,
(32nd Cohort) Academic Year 2011-012

Nationality		National			Non National			Total
Program	Semester	First Semester	Second Semester	Total	First Semester	Second Semester	Total	
Environmental Sciences		0	1	1	1	2	3	4
Engineering Management		6	1	7	0	2	2	9
Petroleum Engineering		1	1	2	0	0	0	2
Remote Sensing and Geog. Info.		0	1	1	0	1	1	2
Business Administration		4	22	26	1	4	5	31
Education		4	4	8	1	2	3	11
Electrical Engineering		1	1	2	0	0	0	2
Water Resources Sciences		0	0	0	1	0	1	1
Horticultural Science		1	0	1	0	0	0	1
Materials Science & Engineering		0	0	0	0	1	1	1
Chemical Engineering		0	0	0	0	1	1	1
Medical Sciences		0	0	0	1	0	1	1
private law		0	1	1	0	0	0	1
Total		17	32	49	5	13	18	67